

PERSONAL DATA

Name .....  
 Height ..... cm Weight ..... kg  
 Age .....

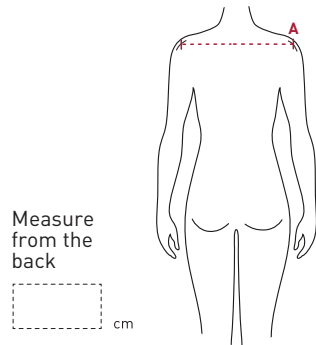
¿Do you have a Marina suit? Yes  No   
 ¿Size? .....  
 ¿Measurements with rib protector? (Karting) Yes  No

Suit Fitting  
 Slimfit   
 Regular   
 Loose

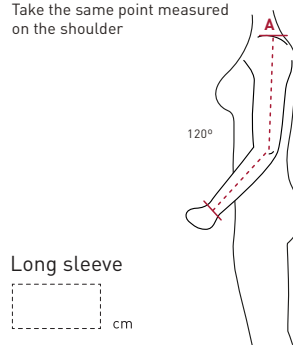
Visit our YouTube channel and there you will find the video guide on how to take the measures correctly.



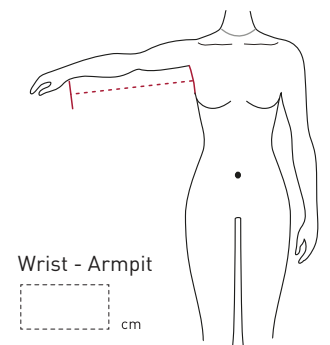
1. SHOULDER



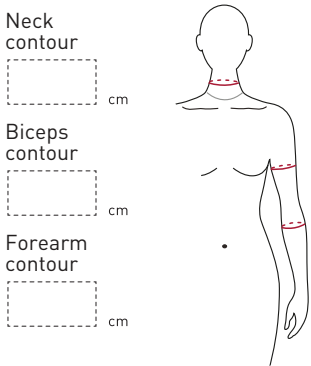
2. SLEEVE LENGHT



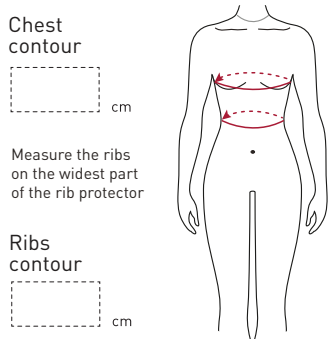
3. SLEEVE INTERIOR



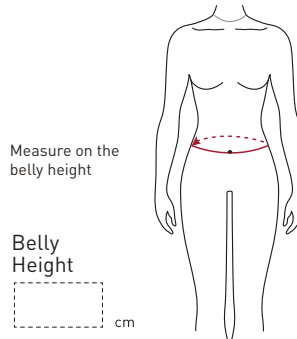
4. NECK AND ARM



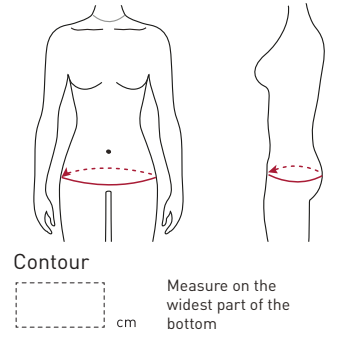
5. CHEST AND RIBS



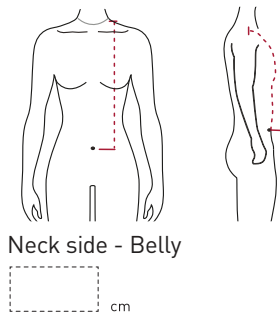
6. WAIST



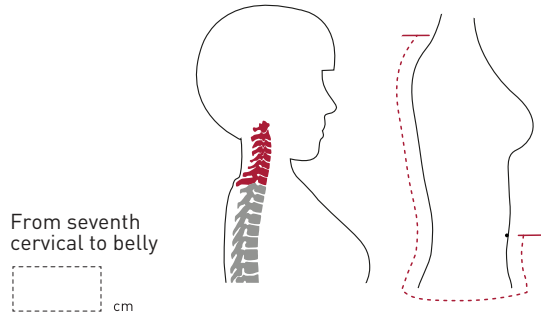
7. HIP



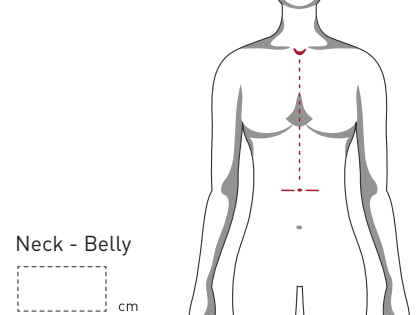
8. TORSO LENGHT



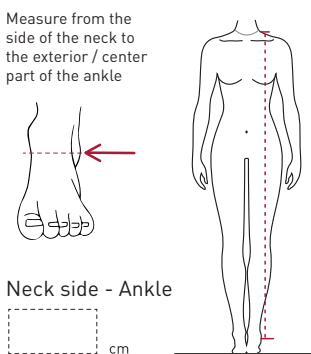
9. BACK + SHOT



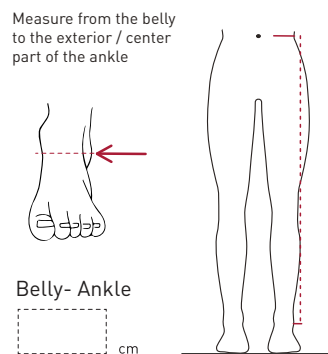
10. TORSO



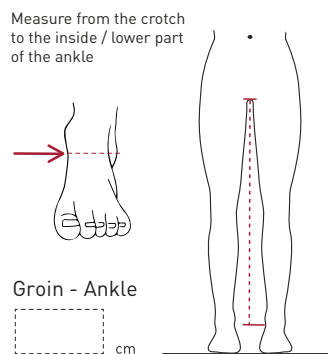
11. TOTAL LENGHT



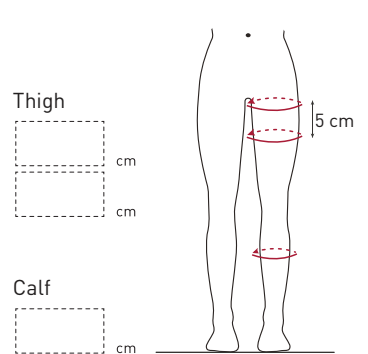
12. LEG



13. INTERIOR LEG



14. LEG CONTOUR



If you have any questions you can contact us via phone (+34) 93 719 53 77, or email at [info@marinaracewear.com](mailto:info@marinaracewear.com)

Marina Racewear makes the garment following the above measurements. It is not responsible if the measures taken by the customer are incorrect.