


WATER PUMP REBUILD KIT

40 CT-125 HP

IMPORTANT: This document guides our dealers, boatbuilders, and company service personnel in the proper installation or service of our products. If you have not been trained in the recommended servicing or installation procedures for these or similar Mercury Marine products, have the work performed by an authorized Mercury Marine dealer technician. Improper installation or servicing of the Mercury product could result in damage to the product or personal injury to those installing or operating the product. Always refer to the appropriate Mercury Marine service manual for component removal and installation instructions.

NOTE: After completing installation, place these instructions with the product for the owner's future use.

Components Contained in Kit



Ref.	Qty.	Description	Part Number
a	1	Water pump housing	817275A2
b	1	Anodized gearcase cover assembly	8M0113262
c	1	Face plate	817276 1
d	1	Gasket—face plate to water pump housing	817277 1
e	1	Gasket—face plate to cover	43033 1
f	1	Gasket—gearcase cover	43047 2
g	1	Gasket—face plate to gearcase	8M0050720
h	1	Impeller	43026T2
i	1	Water tube seal—gray	43023
j	1	Water tube seal—black	43023 2
k	4	Screw, M6 x 30	824832 7
l	3	Drain plug seal	830749
m	1	O-ring	805726
n	1	Impeller drive key	8M0032833

Water Pump Rebuild Kit

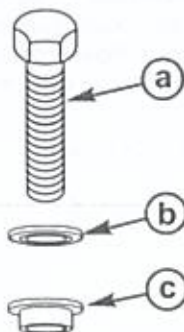
Installation Instructions

For complete installation instructions, refer to the appropriate Mercury Marine service manual.

This water pump rebuild kit will service the following engine models:

- 40-60 HP FourStroke outboards with the Command Thrust/BigFoot gearcase

- 60 HP 2-stroke outboards with the BigFoot gearcase (serial number 0D000750 and above)
 - All 75–115 HP FourStroke outboards
 - 70–90 HP 2-stroke outboards (serial number 0A996142 and above)
 - 100–125 HP four-cylinder 2-stroke
1. Do not use the water pump housing screws, washers, and insulators. Use only the screws included with this kit.




Do not use original mounting hardware

- a - Screw
b - Washer
c - Insulator

60907

2. Install the gasket with the silicone bead facing up.



60908

Silicone bead

Products of Mercury Marine
W6250 Pioneer Road
Fond du Lac, WI 54936-1939

© MERCURY MARINE. All rights reserved. Reproduction in whole or in part without permission is prohibited. Alpha, Axis, Bravo One, Bravo Two, Bravo Three, Circle M with Waves Logo, K-planes, Mariner, MerCathode, MerCruiser, Mercury, Mercury with Waves Logo, Mercury Marine, Mercury Precision Parts, Mercury Propellers, Mercury Racing, MotorGuide, OptiMax, Quicksilver, SeaCore, Skyhook, SmartCraft, Sport-Jet, Verado, VesselView, Zero Effort, Zeus, #1 On the Water and We're Driven to Win are registered trademarks of Brunswick Corporation. Pro XS is a trademark of Brunswick Corporation. Mercury Product Protection is a registered service mark of Brunswick Corporation.