


LITHEAUDIO[®]

**BLUETOOTH
CEILING SPEAKER**

INSTRUCTION MANUAL

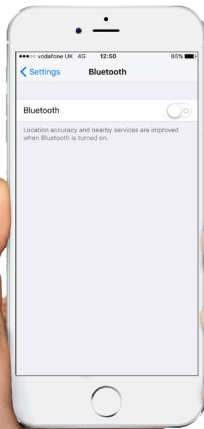


SETUP AND PAIRING

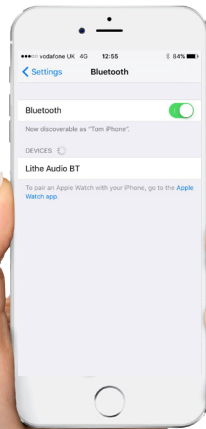
NOTE: ENSURE THE BLUETOOTH WIRELESS SPEAKER IS CONNECTED TO THE POWER SUPPLY AND TURNED ON.

The Led indicator will flash Blue when ready to pair, turn solid Blue whilst the device is connected to the speaker and music is playing

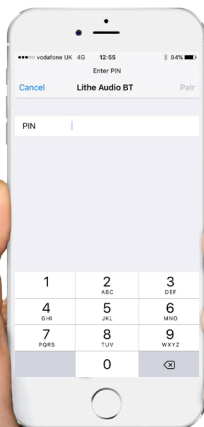
1. Open the setting menu and select Bluetooth



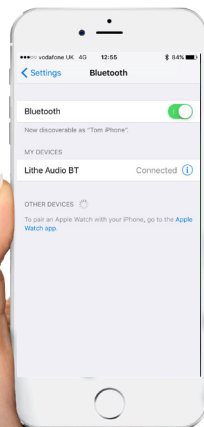
2. Turn on Bluetooth and search devices



3. Click Lithe Audio BT and if prompted insert PIN "1234" and click Pair



4. The Lithe Audio Bluetooth speaker is now connected to your device ready to play your Music.



TROUBLESHOOTING

If a problem arises, please try the troubleshooting frequently asked guide below. If the problem is not listed please contact Lithe Audio Customer Service Support on info@litheaudio.com or Call +44 (0) 1293 922 015

Q: Speaker has not been found during setup

A: Please check power cord is correctly connected in to speaker and transformer, Check the blue light is flashing. Press reset button for 5 seconds to reboot the speaker.
Before commencing any electrical work ensure the supply is switched OFF at the mains.

Q: Speaker has failed to connect to Bluetooth

A: Please retry setup and pairing process, follow setup steps 1 - 4 to connect device. Please ensure speaker password is entered correctly. Ensure the device is within 10m range. If this does not work, power down the speaker, wait 20 seconds, then power up again and try again.

Q: Device is connected to Bluetooth speaker but no sound

A: Ensure your device volume is NOT muted, increase the volume or try another audio source

Q: Can the speaker be installed into the bathroom ceiling.

A: The IP rated models 'LBT1/IP' or 'FLC6/IP' can be installed in zone 2 or 3 of a bathroom. Ensure you read the safety precautions on page 1 before installation. **Warning:** Do not use the product in water or directly above the bath or shower area.

For further queries and support questions please visit www.litheaudio.com/support

REGULATION INFORMATION

EUROPE

LitheAudio declares that this product herewith complies with the requirements of the EMC Directive 2004/108/EC, Low Voltage directive 2006/95/EC, Eco-Design Directive 2005/32/EC, RoHS Directive 2011/65/EU and the R&TTE Directive 1999/5/EC when installed and used in accordance with the manufacturer's instructions. A copy of the full Declaration of Conformance may be obtained at www.litheaudio.com/support/policies.

Lithe Audio Speakers have a standby mode or remove the power cord from the AC mains.

RECYCLING INFORMATION

This symbol on the product or on its packaging indicates that this product shall not be treated as household waste.

Instead please deliver it to the applicable collection point for the recycling of electrical and electronic equipment. By recycling this product correctly, you will help conserve natural resources and prevent potential negative environmental consequences. For more detailed information about recycling of this product, please contact your local council office, your household waste disposal service or the shop where you purchased the product(s) from.

LITHEAUDIO®

2 YEAR GUARANTEE

This Ceiling Speaker is of excellent quality and construction. However, if any defects in materials or workmanship do appear during the guarantee period, we will, at our discretion, either repair or replace the defective parts, free of charge, subject to the terms and conditions of our Guarantee shown below.

This Guarantee covers both parts and labour. Carriage is not included.

This Guarantee provides benefits which are additional to, and do not affect, your statutory rights. This Guarantee does not cover the cost of returning the product to the dealer from whom it was purchased or to ourselves. This Guarantee applies only to products sold and located in mainland Great Britain. It does not cover liability in respect of or replacement of plugs, cables or fuses and also does not cover defects due to:

- Failure to use or maintain product in accordance with Lithe Audio instructions.
- The product being connected to an unsuitable electricity supply.
- Accidental damage to or abuse or misuse of the product.
- Product modification, except by Lithe Audio or approved agent.
- Dismantling of or interference with the product.

Before returning any product under this Guarantee, please check that:

- You have followed the product instructions correctly.
- Your mains electricity supply is functional.
- The defect is not due to a blown fuse.

If you wish to claim under this guarantee you should:

- Send the product, postage or carriage paid, to the dealer from whom it was purchased or to Lithe Audio direct.
- Ensure that the product is clean and packed carefully (preferably in its original carton).
- Enclose details of your name, address and telephone number and when and where the product was purchased, together with proof of purchase (e.g. a invoice or till receipt).
- Give exact details of the nature of the defect.

This Guarantee does not cover any other claims whatsoever, including, without limitation, any liability for incidental, indirect or consequential damage, nor does it cover any claims for conversion or modification or for the costs of repair carried out by any third party without the prior consent of Lithe Audio. If replacement parts are fitted to the product this will not extend the period of the Guarantee. For further advice contact the Lithe Audio customer services.



Lithe Audio products marked with the CE mark comply with the EC Low Voltage Directive: 73/23/EEC, Electromagnetic Compatibility Directive 89/336/EEC

WWW.LITHEAUDIO.COM
TEL: 01293 922 015 EMAIL: INFO@LITHEAUDIO.COM



LBTIBGBE