

# Hi-MO 6

Explorer

## LR5-54HTH 410~435M

- Suitable for Distribution Market
- Simple design embodies modern style
- Better energy generation performance
- High-quality module guarantees long-term reliability



15-year Warranty for  
Materials and Processing



25-year Warranty for Extra  
Linear Power Output

### Complete System and Product Certifications

IEC 61215, IEC 61730, UL 61730

ISO9001:2015: ISO Quality Management System

ISO14001: 2015: ISO Environment Management System

ISO45001: 2018: Occupational Health and Safety

IEC62941: Guideline for module design qualification and type approval

**LONGI**



**22.3%**  
MAX MODULE  
EFFICIENCY

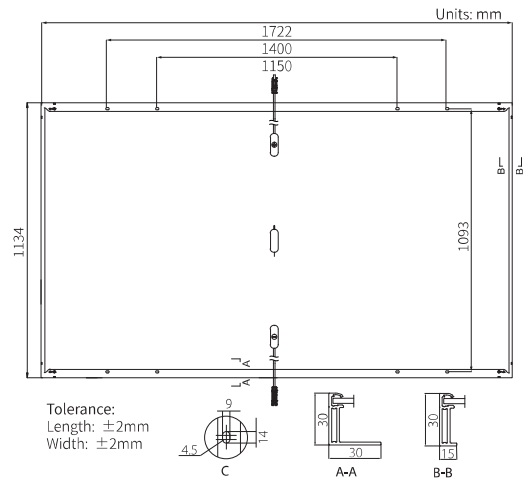

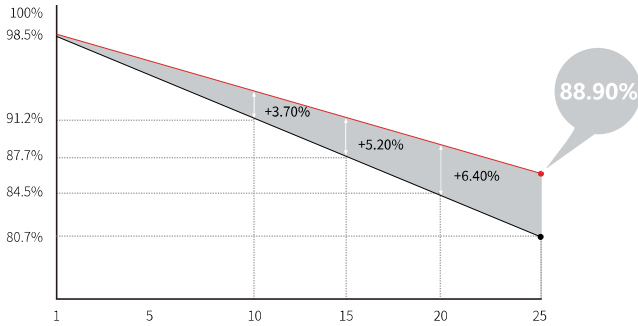
**0~3%**  
POWER  
TOLERANCE

**<1.5%**  
FIRST YEAR  
POWER DEGRADATION

**0.40%**  
YEAR 2-25  
POWER DEGRADATION

## Additional Value

25-Year Power Warranty



## Mechanical Parameters

Cell Orientation	108 (6×18)
Junction Box	IP68, three diodes
Output Cable	4mm <sup>2</sup> , $\pm 1200$ mm length can be customized
Glass	Single glass, 3.2mm coated tempered glass
Frame	Anodized aluminum alloy frame
Weight	20.8kg
Dimension	1722×1134×30mm
Packaging	36pcs per pallet / 216pcs per 20' GP / 936pcs per 40' HC

## Electrical Characteristics

STC : AM1.5 1000W/m<sup>2</sup> 25°C

NOCT : AM1.5 800W/m<sup>2</sup> 20°C 1m/s

Test uncertainty for P<sub>max</sub>:  $\pm 3\%$

Module Type	LR5-54HTH-410M		LR5-54HTH-415M		LR5-54HTH-420M		LR5-54HTH-425M		LR5-54HTH-430M		LR5-54HTH-435M	
	STC	NOCT	STC	NOCT	STC	NOCT	STC	NOCT	STC	NOCT	STC	NOCT
Maximum Power (P <sub>max</sub> /W)	410	306	415	310	420	314	425	318	430	321	435	325
Open Circuit Voltage (V <sub>oc</sub> /V)	38.33	35.99	38.53	36.18	38.73	36.36	38.93	36.55	39.13	36.74	39.33	36.93
Short Circuit Current (I <sub>sc</sub> /A)	13.85	11.19	13.92	11.24	14.00	11.31	14.07	11.36	14.15	11.43	14.22	11.49
Voltage at Maximum Power (V <sub>mp</sub> /V)	32.04	29.24	32.24	29.42	32.44	29.60	32.64	29.78	32.84	29.97	33.04	30.15
Current at Maximum Power (I <sub>mp</sub> /A)	12.80	10.48	12.88	10.54	12.95	10.60	13.03	10.67	13.10	10.72	13.17	10.78
Module Efficiency(%)	21.0		21.3		21.5		21.8		22.0		22.3	

## Operating Parameters

Operational Temperature	-40°C ~ +85°C
Power Output Tolerance	0 ~ 3%
V <sub>oc</sub> and I <sub>sc</sub> Tolerance	$\pm 3\%$
Maximum System Voltage	DC1500V (IEC/UL)
Maximum Series Fuse Rating	25A
Nominal Operating Cell Temperature	45 $\pm 2$ °C
Protection Class	Class II
Fire Rating	UL type 1 or 2 IEC Class C

## Mechanical Loading

Front Side Maximum Static Loading	5400Pa
Rear Side Maximum Static Loading	2400Pa
Hailstone Test	25mm Hailstone at the speed of 23m/s

## Temperature Ratings (STC)

Temperature Coefficient of I <sub>sc</sub>	+0.050%/°C
Temperature Coefficient of V <sub>oc</sub>	-0.230%/°C
Temperature Coefficient of P <sub>max</sub>	-0.290%/°C