



MAX PRO MK851

RGB MECHANICAL KEYBOARD

What's included in the box

1. FANTECH MAXPRO MK851 RGB Mechanical Gaming Keyboard
2. Switch Plugger
3. Keycaps Plugger
4. User's manual

System requirements

1. Operating systems: Windows XP/7/8/10; MAC OS
2. One free USB 2.0/3.0 port

USER MANUAL

Instruction Manual

Thank you for the purchase of FANTECH MAXPRO MK851 RGB Mechanical Gaming Keyboard.

FANTECH MAXPRO MK851 is a plug and play usb interface RGB Mechanical Switch Keyboard, no need to install any driver for your first use.

Technical Specification

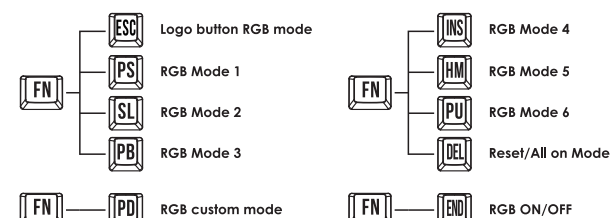
- EN
- PRODUCT NAME : RGB Mechanical Gaming Keyboard
 - NUMBER OF KEYS : 104 keys
 - POWER CONSUMPTION: 60mA -160mA
 - WORKING VOLTAGE: DC 4.5-5.3V
 - CABLE LENGTH : 165cm

MK851 MAXPRO Size



Keys Function Map

RGB MODES

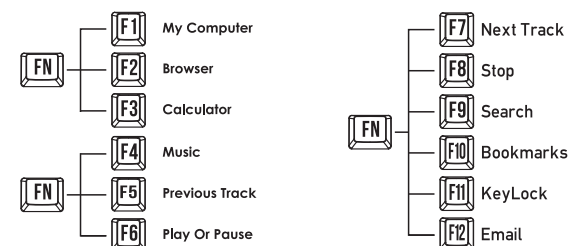


FN+PD is RGB custom mode. To record, press FN+I and FN+PD, recording start when two indicator light are blinking. Press the selected buttons and press FN+PD to end recording.

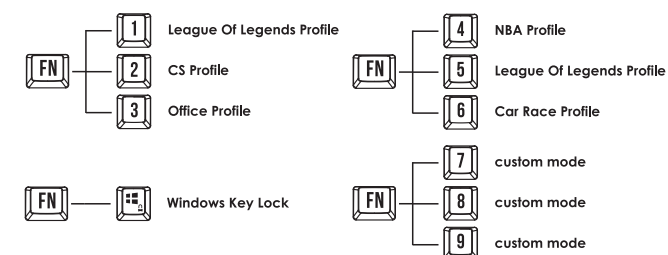
ADJUSTING RGB BRIGHTNESS AND SPEED



MULTIMEDIA



GAME MODES



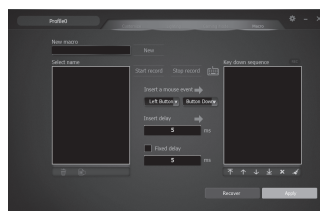
Download our Manual / Software from our official website www.fantechworld.com

Software



customize

- You can choose up to 3 custom profile.
- Select each key for function replacement.
- You can choose either key assignment or macro or media.
- After choosing your desire function Press OK.



Macro

- To make a new macro, select macro editor bar then input the macro key name and then input the action.
- The command recording will start just after you press the Start Record button.
- You can edit the delay time before saving the macro.
- To Save, press Stop Record button and Press the Apply button to save your macro and then it will be ready to see.



Lighting

- You can select up to 19 preset illumination mode.
- You can customize the illumination speed and the brightness.

EN

Caution

- Keyboard's main board has been coated with water and dust proof nano-technology. If accidentally poured with water, plug out the cable immediately and turn the keyboard with button faced down to make water flow out easily.
- This keyboard designed with replaceable switch, if you found some button is not working, you can purchase and replace the switch by yourself without opening or soldering any part of keyboard.

Warning

- Do not attempt to open, service or modify this keyboard to prevent the risk of electricity shock or other hazard and void the warranty.
- Do not remove or change the warranty label.
- Clean using only with dry cloth. Do not use alcohol or detergent.
- Keep away from fire or any heat more than allowed operating and storage condition.

Operating conditions

1. Operating temperature: -25 C ~ 65 C ± 10 C
2. Storage temperature: -40 C ~ 70 C ± 10 C
3. Operating humidity: 10 - 90% rh
4. Storage humidity: -5 - 95% rh

Fantech is the leading manufacturer of peripherals for computer gamers. Our products include a range of headsets, keyboards, and mice to mousepad which are developed to ensure superior design performance, comfort and durability. Check our website www.fantechworld.com for product support. The Fantech logo and other Fantech marks are owned and registered by Trends Electronic Co. Ltd. in several countries. Windows and the Windows logo are trademarks of the Microsoft group of companies. All other trade names and logo are registered trademarks of their respective owner. For commercial inquiries please visit us on www.fantechworld.com.

