

Instruction Manual

Thank you for purchasing HG21 HEXAGON Virtual 7.1 Surround Sound Gaming Headset.

FANTECH HEXAGON Series Gaming Headset is the essential headphone that focuses on what truly matters balanced, virtual surround sound for all your gaming and music needs encapsulated in a sleek and comfortable industrial design.

The HEXAGON brings you heightened surround awareness so you know exactly where your enemy is striking from. You can also calibrate the headphone to your own listening preferences. Thanks to advanced Virtual 7.1 surround sound software. You can install the software from our website www.fantechworld.com

Technical Specification

- Mic Dimensions: 40*15mm
- Microphone Sensitivity: -42±3dB
- Directivity: Omni Directional
- Driver Unit: 50MM
- Speaker Impedance: 21Ω±15%
- Speaker Sensitivity: 119±3dB
- Frequency Response: 20-20kHz
- Cord Length: 2.1M±5%
- Voltage: 5V
- Current: 120mA
- Plug Type : USB

Software



Equalizer setting

- *Adjust the equalizer by clicking the "EQ on" bar.
- *Activate the 3D effect by clicking the "3D on" bar.
- *After finished adjust, you can save it up to 4 profile.
- *To reset it all, just click "reset" bar.

Software can be download from www.fantechworld.com



Effect setting

- Select the sound effect by clicking Effect bar and choose the effect that you liked:
- Theater
 - Bathroom
 - Living Room
 - Corridor



Mic setting


Adjust the mic gain by dragging the bar up and down.



Virtual 7.1 setting

- *Turn on the virtual surround sound by clicking the "Virtual 7.1" bar.
- *Adjust the surround sound clockwise or counter clockwise by clicking CW or CCW bar.
- *To reset it all, just click "Reset" bar.

How to connect





Connect headphone to computer by inserting USB connector into computer working USB slot. It is a plug and play, do not need to install any driver to have this headphone working.

How to use



Volume control & RGB switch

Adjust volume by press the volume button (+) or (-) and to mute/unmute the microphone just press the  button.

Press the  button to switch the RGB color and to turn on/off the lighting.

Warning

- * Do not attempt to open, service or modify the headphone.
- * Clean the headset using only a dry cloth; do not use alcohol or detergent.
- * Keep it away from fire.

Operating conditions

1. Operating temperature: -25 C ~ 65 C ± 10 C
2. Storage temperature: -40 C ~ 70 C ± 10 C
3. Operating humidity: 10 - 90% rh
4. Storage humidity: -5 - 95% rh

What's included in the box

1. FANTECH HG21 HEXAGON Virtual 7.1 Surround Sound Gaming Headset
2. User manual

System requirements

1. Operating systems: Windows XP/7/8/10
2. One free USB 2.0/3.0 port