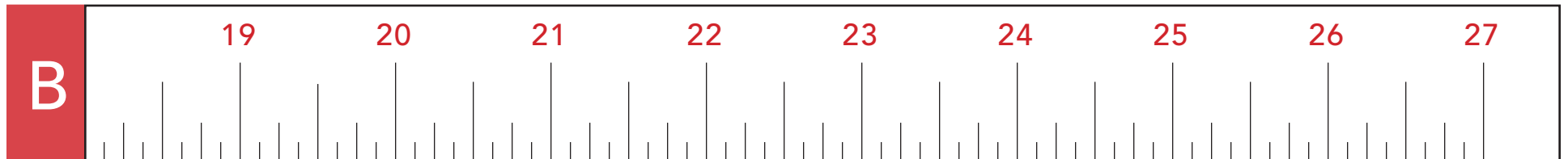
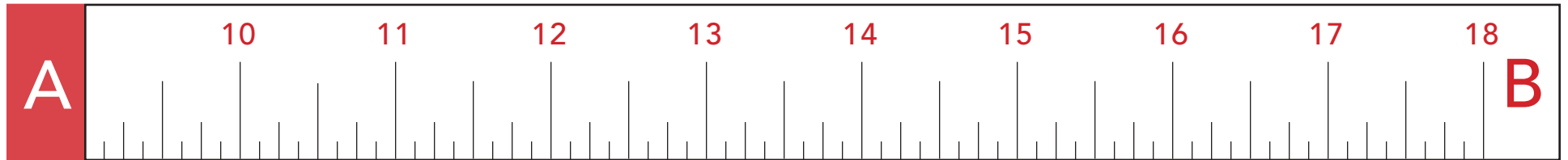
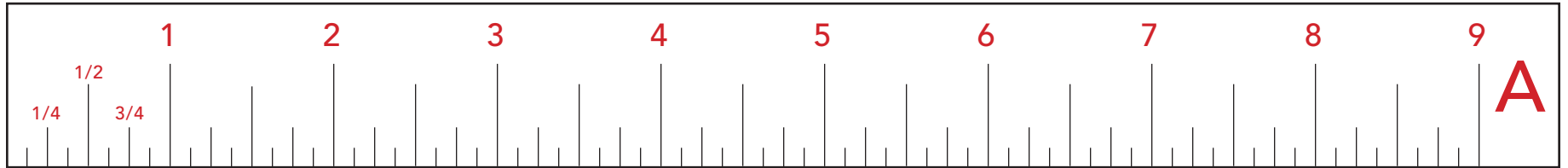




HEADWEAR WITH AN ATTITUDE

HEADSIZING TOOL

- Cut out the pieces below, joining tab A to slot A and tab B to slot B.
- Use scotch tape for added stability.
- Wrap the tool around your head where you would like your hat to sit and use the guides to determine your hat size.
- This tool is for hats sized Extra Small through XXX-Large.



SIZE	SIZE	INCHES
S	6 3/4 - 6 7/8	21 1/8" - 21 1/2"
M	7 - 7 1/8	21 7/8" - 22 1/4"
L	7 1/4 - 7 3/8	22 5/8" - 23"
XL	7 1/2 - 7 5/8	23 1/2" - 23 7/8"
XXL	7 3/4 - 7 7/8	24 1/8" - 24 5/8"