

Tri-Art
MANUFACTURING



WATERCOLOURS

Product Catalogue

Professional Level
Finest Quality Line

Proudly Canadian
www.tri-art.ca



Tri-Art Manufacturing
4 Harvey Street, Kingston, ON, K7K 5B9

Table of Contents

Introduction	2
Colours	3
Mediums	4
Formats	5
Colour Chart	7
Colour Composition	9





Tri-Art

Watercolours

A contemporary fusion of dynamic, new, tried and true traditional pigments.

Tri-Art's Finest Quality level includes a line of professional grade watercolours comprised of 58 colours and 3 mediums.

Following the model of our F.Q. Lines, the colours contain only the finest-grade and highest concentration of pigments that are signature to Tri-Art. The fine grinding and formulation ensures strong colours that disperse evenly without streaking and are fully re-soluble on the palette once dry.

The colours are intense, have high chroma with superior transparency, opacity and light performance. Included are highly staining inorganics essential for layering and glazing as well as selected organic pigments that offer high coverage and excellent lift.

Colours

PROFESSIONAL LEVEL – FINEST QUALITY SERIES

Specialty Watercolours

A refreshing inclusion in the line is an array of iridescent and interference colours. Their addition takes advantage of pigment development previously unavailable in a watercolour format. These colours produce shimmering overlays and can be mixed with other colours to create reflective or pearlescent light effects.

NOTE: Our interference and iridescent watercolours will dry to a glossier finish when less water is used in their application.

3 Amigos by Phileen Dickinson



Mediums

PROFESSIONAL LEVEL – FINEST QUALITY SERIES



Watercolour Ground – Cold Press

WATERCOLOUR MEDIUM

A unique Tri-Art product to create grounds for watercolour paints. It contains fibres and titanium white, resulting in a reflective, textured surface similar to a heavy, cold press watercolour paper. It is formulated with 100% acrylic emulsion to ensure it will remain flexible, not flake, crack or crumble from the surface over time.

Application: Apply onto paper, wood, fabric or any surface suitable for water-based products. Apply evenly with a spreading tool. Use a fine haired brush to smooth the final layer.

Refer to tri-art.ca for video.



Gum Acacia

WATERCOLOUR MEDIUM

Gum Acacia is the binder for Tri-Art Watercolours. When used for a painting medium, it will complement the colours by enhancing their chroma and increase the flow and adhesion to the surface.

Application: Mix in with the colours and/or water prior to applying. Or use as a base layer for special effects.



Masking Fluid

WATERCOLOUR MEDIUM

Apply with paintbrush to areas that require a protective mask in order to not be painted or are too intricate to paint around.

Allow to dry before applying paint. Peel and rub off when mask is not needed.

NOTE: To avoid hard setting on brush hairs, apply Tri-Art's Linseed Soap prior to using. Wash and peel from hairs immediately after use.

Refer to tri-art.ca for video.

Formats

PROFESSIONAL LEVEL – FINEST QUALITY SERIES

Available in two formats.

Tri-Art's watercolours are available in liquid (tubes) and solid form (pans). The liquid format is paste-like when dispersed from the tube. Once water is added it becomes fluid and mixes the same as the colour pans. This format allows for greater volumes of colour and custom mixes to be prepared. When left exposed to the air the paint will remain semi-moist and may be reactivated with water and/or Gum Acacia.




Tube Format

Liquid form for large-scale mixes and to create personalized watercolour pans.































































Pan Format

























































The concentrated colour pans readily remoisten with water. Although more aptly suited for smaller work, the unique shape accommodates a larger brush for broader swipes and even use.








 2 ★★★ SO Arylide Yellow Light Jaune arylide clair PY 3 	 1 ★★★ SO Arylide Yellow Medium Jaune arylide moyen PY 74 	 2 ★★★ SO Arylide Yellow Deep Jaune arylide foncé PY 65 	 3 ★★★★★ T Indian Yellow Jaune indien PY 110 	 2 ★★★★★ T Golden Yellow Jaune doré PO 48 PY 150 
 2 ★★★ SO Naphthol Orange Orange naphthol PO 32 PR 112 	 2 ★★★ SO Naphthol Red Light Rouge naphthol clair PR 112 	 2 ★★★ SO Naphthol Red Medium Rouge naphthol moyen PR 170 	 3 ★★★★★ T Transparent Permanent Orange Orange transparent permanent PO 71 	 3 ★★★★★ T Transparent Permanent Red Light Rouge permanent transparent clair PY 110 Q Scar 
 3 ★★★★★ T Transparent Pyrrole Red Medium Rouge transparent pyrrole moyen PR 254 	 2 ★★★★★ T Permanent Crimson Cramoisie permanent PR 122 PR 101 	 2 ★★★★★ T Quinacridone Magenta Megenta quinacridone PR 122 	 2 ★★★★★ T Quinacridone Red Rouge quinacridone PV 19 	 3 ★★★★★ T Quinacridone Scarlet Écarlate quinacridone N/A 
 2 ★★★★★ T Quinacridone Violet Violet quinacridone PV 19 	 2 ★★★★★ T Dioxazine Violet Violet dioxazine PV 23 	 2 ★★★★★ T Ultramarine Violet Blue Shade Violet outremer nuance bleu PV 15 	 2 ★★★★★ T Prussian Blue Hue Bleu prusse teint PB 15:1 PV 23 	 1 ★★★★★ T Ultramarine Blue Bleu outremer PB 29 
 1 ★★★★★ SO Manganese Blue Hue Bleu manganèse teint PW 6 PB 15:3 	 1 ★★★★★ O Cerulean Blue Hue Bleu céruléum teint PW 6 PB 29 PB 15:3 	 1 ★★★★★ T Phthalo Blue Green Shade Bleu phthalo nuance vert PB 15:3 	 1 ★★★★★ T Phthalo Turquoise Turquoise phthalo PB 15:3 PG 7 	 1 ★★★★★ T Phthalo Green Blue Shade Vert phthalo nuance bleu PG 7 
 1 ★★★ SO Permanent Green Light Vert permanent clair PY 3 PG 7 	 2 ★★★★★ T Golden Green Vert doré PY 150 PG 36 	 2 ★★★★★ T Sap Green Light Vert sève clair PY 42 PG 7 	 2 ★★★★★ T Sap Green Vert sève PR 101 PG 7 	 1 ★★★★★ T Transparent Yellow Oxide Oxyde jaune transparent PY 42 



 <p>3 ★★★★★ T</p> <p>Nickel Azo Yellow Jaune azo nickel</p> <p>PY 150</p> 	 <p>1 ★★★★★ SO</p> <p>Raw Sienna Terre sienne naturelle</p> <p>PBr 7</p> 	 <p>1 ★★★★★ SO</p> <p>Burnt Sienna Terre sienne brûlée</p> <p>PBr 7</p> 	 <p>1 ★★★★★ O</p> <p>Red Oxide Oxyde rouge</p> <p>PR 101</p> 	 <p>1 ★★★★★ T</p> <p>Transparent Red Oxide Oxyde rouge transparent</p> <p>PR 101</p> 
 <p>2 ★★★★★ T</p> <p>Transparent Gold Oxide Oxyde or transparent</p> <p>PR 101 PY 110</p> 	 <p>3 ★★★★★ T</p> <p>Golden Orange Orange doré</p> <p>PO 48 Q Scar</p> 	 <p>2 ★★★★★ T</p> <p>Transparent Brown Brun transparent</p> <p>PBr 25</p> 	 <p>2 ★★★★★ T</p> <p>Sepia Sépia</p> <p>PR 101 PG 7</p> 	 <p>1 ★★★★★ O</p> <p>Raw Umber Terre ombre naturelle</p> <p>PBr 7</p> 
 <p>1 ★★★★★ SO</p> <p>Burnt Umber Terre ombre brûlée</p> <p>PBr 7</p> 	 <p>1 ★★★★★ SO</p> <p>Van Dyke Brown Van Dyke brun</p> <p>PBr 7</p> 	 <p>1 ★★★★★ O</p> <p>Titanium White Blanc titane</p> <p>PW 6</p> 	 <p>1 ★★★★★ SO</p> <p>Zinc Mixing White Zinc mélange blanc</p> <p>PW 4</p> 	 <p>1 ★★★★★ O</p> <p>Unbleached Titanium Titane écru</p> <p>PW 6</p> 
 <p>1 ★★★★★ O</p> <p>Paynes Grey Gris payne</p> <p>PBk 7 PB 15:3 PV 23</p> 	 <p>1 ★★★★★ SO</p> <p>Ivory Black Noir ivoire</p> <p>PBk 9</p> 	 <p>1 ★★★★★ O</p> <p>Carbon Black Noir carbone</p> <p>PBk 7</p> 	 <p>2 ★★★★★ SO</p> <p>Iridescent Pearl Perle iridescent</p> <p>N/A</p> 	 <p>2 ★★★★★ SO</p> <p>Iridescent Silver Argent iridescent</p> <p>N/A</p> 
 <p>2 ★★★★★ O</p> <p>Iridescent Gold Deep Or iridescent foncé</p> <p>N/A</p> 	 <p>2 ★★★★★ O</p> <p>Iridescent Copper Cuivre iridescent</p> <p>N/A</p> 	 <p>2 ★★★★★ O</p> <p>Iridescent Bronze Bronze iridescent</p> <p>N/A</p> 	 <p>3 ★★★★★ T</p> <p>Mother of Pearl Nacre</p> <p>N/A</p> 	 <p>2 ★★★★★ T</p> <p>Interference Green Vert interférence</p> <p>N/A</p> 
 <p>2 ★★★★★ T</p> <p>Interference Red Rouge interférence</p> <p>N/A</p> 	 <p>2 ★★★★★ T</p> <p>Interference Blue Bleu interférence</p> <p>N/A</p> 	 <p>2 ★★★★★ T</p> <p>Interference Violet Violet interférence</p> <p>N/A</p> 	<p>Series #</p> <p>2 ★★★★★ T</p> <p>Lightfastness</p> <p>Transparency</p> <p>Opaque/Semi-Opqaue/Transparent</p>	

 Full Staining
 Partial Staining
 No Staining

Colour Composition

 Full Staining

 Partial Staining




































 No Staining

Coverage:

T – Transparent

SO – Semi-Opaque

O – Opaque

Series #	Colour Name	Pigment	Coverage	Lightfastness
	2 Arylide Yellow Light	PY 3	SO	***
	1 Arylide Yellow Medium	PY 74	SO	***
	2 Arylide Yellow Deep	PY 65	SO	***
	3 Indian Yellow	PY 110	T	****
	2 Golden Yellow	PO 48 PY 150	T	****
	2 Naphthol Orange	PO 65 PR 112	SO	***
	2 Naphthol Red Light	PR 112	SO	***
	2 Naphthol Red Medium	PR 170	SO	***
	3 Transparent Permanent Orange	PO 71	T	****
	3 Transparent Permanent Red Light	PY 110 Q Scar	T	****
	3 Transparent Pyrrole Red Medium	PR 254	T	****
	2 Permanent Crimson	PR 122 PR 101	T	****
	2 Quinacridone Magenta	PR 122	T	****
	2 Quinacridone Red	PV 19	T	****
	3 Quinacridone Scarlet	N/A	T	****
	2 Quinacridone Violet	PV 19	T	****
	2 Dioxazine Violet	PV 23	T	****
	2 Ultramarine Violet Blue Shade	PV 15	T	****
	2 Prussian Blue Hue	PB 15:1 PV 23	T	****
	1 Ultramarine Blue	PB 29	T	****
	1 Manganese Blue Hue	PW 6 PB 15:3	SO	****
	1 Cerulean Blue Hue	PW 6 PB 29 PB 15:3	O	****
	1 Phthalo Blue Green Shade	PB 15:3	T	****
	1 Phthalo Turquoise	PB 15:3 PG 7	T	****
	1 Phthalo Green Blue Shade	PG 7	T	****
	1 Permanent Green Light	PY 3 PG 7	SO	***
	2 Golden Green	PY 150 PG 36	T	****
	2 Sap Green Light	PY 42 PG 7	T	****
	2 Sap Green	PR 101 PG 7	T	****
	1 Transparent Yellow Oxide	PY 42	T	****
	3 Nickel Azo Yellow	PY 150	T	****
	1 Raw Sienna	PBr 7	SO	****
	1 Burnt Sienna	PBr 7	SO	****
	1 Red Oxide	PR 101	O	****
	1 Transparent Red Oxide	PR 101	T	****

Colour Composition

 Full Staining

 Partial Staining
























 No Staining

Coverage:

T – Transparent

SO – Semi-Opaque

O – Opaque

Series #	Colour Name	Pigment	Coverage	Lightfastness
	2 Transparent Gold Oxide	PR 101 PY 110	T	****
	3 Golden Orange	PO 48 Q Scar	T	****
	2 Transparent Brown	PBr 25	T	****
	2 Sepia	PR 101 PG 7	T	****
	1 Raw Umber	PBr 7	O	****
	1 Burnt Umber	PBr 7	SO	****
	1 Van Dyke Brown	PBr 7	O	****
	1 Titanium White	PW 6	O	****
	1 Zinc Mixing White	PW 4	SO	****
	1 Unbleached Titanium	PW 6	O	****
	1 Paynes Grey	PBk 7 PB 15:3 PV 23	O	****
	1 Ivory Black	PBk 9	SO	****
	1 Carbon Black	PBk 7	O	****
	2 Iridescent Pearl	N/A	SO	****
	2 Iridescent Silver	N/A	SO	****
	2 Iridescent Gold Deep	N/A	SO	****
	2 Iridescent Copper	N/A	SO	****
	2 Iridescent Bronze	N/A	SO	****
	3 Mother of Pearl	N/A	T	****
	2 Interference Green	N/A	T	****
	2 Interference Red	N/A	T	****
	2 Interference Blue	N/A	T	****
	2 Interference Violet	N/A	T	****

Tri-Art

WATERCOLOURS

