

D8 + D9 Blend

 Sample ID: SA-231005-27981
 Batch: 101523D8D9
 Type: Finished Product - Ingestible
 Matrix: Edible - Gummy
 Unit Mass (g): 5.98723

 Received: 10/13/2023
 Completed: 10/20/2023

Client
 SunFlora Inc.
 600 8th Ave W, STE 400
 Palmetto, FL 34221
 USA


Summary

Test	Date Tested	Status
Cannabinoids	10/16/2023	Tested
Heavy Metals	10/20/2023	Tested
Microbials	10/20/2023	Tested
Mycotoxins	10/19/2023	Tested
Pesticides	10/19/2023	Tested
Residual Solvents	10/13/2023	Tested
Terpenes	10/20/2023	Tested

0.0553 %	0.354 %	0.773 %	Not Tested	Not Tested	Yes
Total Δ9-THC	CBD	Total Cannabinoids	Moisture Content	Foreign Matter	Internal Standard Normalization

Cannabinoids by HPLC-PDA, LC-MS/MS, and/or GC-MS/MS

Analyte	LOD (%)	LOQ (%)	Result (%)	Result (mg/unit)
CBC	0.00095	0.00284	0.0586	3.51
CBCA	0.00181	0.00543	ND	ND
CBCV	0.0006	0.0018	<LOQ	<LOQ
CBD	0.00081	0.00242	0.354	21.2
CBDA	0.00043	0.0013	ND	ND
CBDV	0.00061	0.00182	0.00478	0.286
CBDVA	0.00021	0.00063	ND	ND
CBG	0.00057	0.00172	0.145	8.71
CBGA	0.00049	0.00147	ND	ND
CBL	0.00112	0.00335	0.00378	0.226
CBLA	0.00124	0.00371	ND	ND
CBN	0.00056	0.00169	0.00239	0.143
CBNA	0.0006	0.00181	ND	ND
CBT	0.0018	0.0054	0.0168	1.00
Δ4,8-iso-THC	0.00067	0.002	0.0202	1.21
Δ8-iso-THC	0.00067	0.002	ND	ND
Δ8-THC	0.00104	0.00312	0.112	6.71
Δ8-THCV	0.00067	0.002	<LOQ	<LOQ
Δ9-THC	0.00076	0.00227	0.0553	3.31
Δ9-THCA	0.00084	0.00251	ND	ND
Δ9-THCV	0.00069	0.00206	ND	ND
Δ9-THCVA	0.00062	0.00186	ND	ND
Total Δ9-THC			0.0553	3.31
Total			0.773	46.3

ND = Not Detected; NT = Not Tested; LOD = Limit of Detection; LOQ = Limit of Quantitation; RL = Reporting Limit; Δ = Delta; Total Δ9-THC = Δ9-THCA * 0.877 + Δ9-THC; Total CBD = CBDA * 0.877 + CBD;



 Generated By: Ryan Bellone
 CCO
 Date: 10/20/2023



 Tested By: Scott Caudill
 Laboratory Manager
 Date: 10/16/2023

 ISO/IEC 17025:2017 Accredited
 Accreditation #108651


D8 + D9 Blend

 Sample ID: SA-231005-27981
 Batch: 101523D8D9
 Type: Finished Product - Ingestible
 Matrix: Edible - Gummy
 Unit Mass (g): 5.98723





 Received: 10/13/2023
 Completed: 10/20/2023

Client
 SunFlora Inc.
 600 8th Ave W, STE 400
 Palmetto, FL 34221
 USA

Terpenes by GC-MS

Analyte	LOD (%)	LOQ (%)	Result (%)	Analyte	LOD (%)	LOQ (%)	Result (%)
α-Bisabolol	0.0002	0.001	0.00551	Limonene	0.0002	0.001	<LOQ
(+)-Borneol	0.0002	0.001	ND	Linalool	0.0002	0.001	0.00315
Camphene	0.0002	0.001	ND	β-myrcene	0.0002	0.001	ND
Camphor	0.0004	0.002	ND	Nerol	0.0002	0.001	ND
3-Carene	0.0002	0.001	ND	cis-Nerolidol	0.0002	0.001	ND
β-Caryophyllene	0.0002	0.001	0.00352	trans-Nerolidol	0.0002	0.001	<LOQ
Caryophyllene Oxide	0.0002	0.001	0.00228	Ocimene	0.0002	0.001	ND
α-Cedrene	0.0002	0.001	ND	α-Phellandrene	0.0002	0.001	ND
Cedrol	0.0002	0.001	ND	α-Pinene	0.0002	0.001	<LOQ
Eucalyptol	0.0002	0.001	ND	β-Pinene	0.0002	0.001	ND
Fenchone	0.0004	0.002	ND	Pulegone	0.0002	0.001	ND
Fenchyl Alcohol	0.0002	0.001	ND	Sabinene	0.0002	0.001	ND
Geraniol	0.0002	0.001	0.00146	Sabinene Hydrate	0.0002	0.001	ND
Geranyl Acetate	0.0002	0.001	ND	α-Terpinene	0.0002	0.001	ND
Guaiol	0.0002	0.001	0.00173	γ-Terpinene	0.0002	0.001	ND
Hexahydrothymol	0.0002	0.001	ND	α-Terpineol	0.0001	0.0005	<LOQ
α-Humulene	0.0002	0.001	0.00191	γ-Terpineol	0.0001	0.0005	ND
Isoborneol	0.0002	0.001	ND	Terpinolene	0.0002	0.001	ND
Isopulegol	0.0002	0.001	ND	Valencene	0.0002	0.001	ND
				Total Terpenes (%)			0.0212

ND = Not Detected; NT = Not Tested; LOD = Limit of Detection; LOQ = Limit of Quantitation; P = Pass; F = Fail; RL = Reporting Limit




 Generated By: Ryan Bellone
 CCO
 Date: 10/20/2023



 Tested By: Jasper van Heemst
 Principal Scientist
 Date: 10/20/2023


D8 + D9 Blend

Sample ID: SA-231005-27981
 Batch: 101523D8D9
 Type: Finished Product - Ingestible
 Matrix: Edible - Gummy
 Unit Mass (g): 5.98723

Received: 10/13/2023
 Completed: 10/20/2023

Client
 SunFlora Inc.
 600 8th Ave W, STE 400
 Palmetto, FL 34221
 USA

Heavy Metals by ICP-MS

Analyte	LOD (ppb)	LOQ (ppb)	Result (ppb)
Arsenic	2	20	ND
Cadmium	1	20	ND
Lead	2	20	<RL
Mercury	12	50	ND

ND = Not Detected; NT = Not Tested; LOD = Limit of Detection; LOQ = Limit of Quantitation; P = Pass; F = Fail; RL = Reporting Limit



Generated By: Ryan Bellone
 CCO

Date: 10/20/2023



Tested By: Chris Farman
 Scientist

Date: 10/20/2023



D8 + D9 Blend

 Sample ID: SA-231005-27981
 Batch: 101523D8D9
 Type: Finished Product - Ingestible
 Matrix: Edible - Gummy
 Unit Mass (g): 5.98723

 Received: 10/13/2023
 Completed: 10/20/2023

Client
 SunFlora Inc.
 600 8th Ave W, STE 400
 Palmetto, FL 34221
 USA

Pesticides by LC-MS/MS

Analyte	LOD (ppb)	LOQ (ppb)	Result (ppb)	Analyte	LOD (ppb)	LOQ (ppb)	Result (ppb)
Acephate	30	100	ND	Hexythiazox	30	100	ND
Acetamiprid	30	100	ND	Imazalil	30	100	ND
Aldicarb	30	100	ND	Imidacloprid	30	100	ND
Azoxystrobin	30	100	ND	Kresoxim methyl	30	100	ND
Bifenazate	30	100	ND	Malathion	30	100	ND
Bifenthrin	30	100	ND	Metalaxyl	30	100	ND
Boscalid	30	100	ND	Methiocarb	30	100	ND
Carbaryl	30	100	ND	Methomyl	30	100	ND
Carbofuran	30	100	ND	Mevinphos	30	100	ND
Chloranthraniliprole	30	100	ND	Myclobutanil	30	100	ND
Chlorfenapyr	30	100	ND	Naled	30	100	ND
Chlorpyrifos	30	100	ND	Oxamyl	30	100	ND
Clofentezine	30	100	ND	Paclobutrazol	30	100	ND
Coumaphos	30	100	ND	Permethrin	30	100	ND
Daminozide	30	100	ND	Phosmet	30	100	ND
Diazinon	30	100	ND	Piperonyl Butoxide	30	100	ND
Dichlorvos	30	100	ND	Prallethrin	30	100	ND
Dimethoate	30	100	ND	Propiconazole	30	100	ND
Dimethomorph	30	100	ND	Propoxur	30	100	ND
Ethoprophos	30	100	ND	Pyrethrins	30	100	ND
Etofenprox	30	100	ND	Pyridaben	30	100	ND
Etoxazole	30	100	ND	Spinetoram	30	100	ND
Fenhexamid	30	100	ND	Spinosad	30	100	ND
Fenoxycarb	30	100	ND	Spiromesifen	30	100	ND
Fenpyroximate	30	100	ND	Spirotetramat	30	100	ND
Fipronil	30	100	ND	Spiroxamine	30	100	ND
Fonicamid	30	100	ND	Tebuconazole	30	100	ND
Fludioxonil	30	100	ND	Thiacloprid	30	100	ND
				Thiamethoxam	30	100	ND
				Trifloxystrobin	30	100	ND

ND = Not Detected; NT = Not Tested; LOD = Limit of Detection; LOQ = Limit of Quantitation; P = Pass; F = Fail; RL = Reporting Limit



 Generated By: Ryan Bellone
 CCO
 Date: 10/20/2023



 Tested By: Jasper van Heemst
 Principal Scientist
 Date: 10/19/2023


D8 + D9 Blend

Sample ID: SA-231005-27981
 Batch: 101523D8D9
 Type: Finished Product - Ingestible
 Matrix: Edible - Gummy
 Unit Mass (g): 5.98723

Received: 10/13/2023
 Completed: 10/20/2023

Client
 SunFlora Inc.
 600 8th Ave W, STE 400
 Palmetto, FL 34221
 USA

Mycotoxins by LC-MS/MS

Analyte	LOD (ppb)	LOQ (ppb)	Result (ppb)
B1	1	5	ND
B2	1	5	ND
G1	1	5	ND
G2	1	5	ND
Ochratoxin A	1	5	ND

ND = Not Detected; NT = Not Tested; LOD = Limit of Detection; LOQ = Limit of Quantitation; P = Pass; F = Fail; RL = Reporting Limit



Generated By: Ryan Bellone
 CCO
 Date: 10/20/2023



Tested By: Jasper van Heemst
 Principal Scientist
 Date: 10/19/2023



D8 + D9 Blend

Sample ID: SA-231005-27981
 Batch: 101523D8D9
 Type: Finished Product - Ingestible
 Matrix: Edible - Gummy
 Unit Mass (g): 5.98723

Received: 10/13/2023
 Completed: 10/20/2023

Client
 SunFlora Inc.
 600 8th Ave W, STE 400
 Palmetto, FL 34221
 USA

Microbials by PCR and Plating

Analyte	LOD (CFU/g)	Result (CFU/g)	Result (Qualitative)
Total aerobic count	10	ND	
Total coliforms	10	ND	
Generic E. coli	10	ND	
Salmonella spp.	1		Not Detected per 1 gram
Shiga-toxin producing E. coli (STEC)	1		Not Detected per 1 gram

ND = Not Detected; NT = Not Tested; LOD = Limit of Detection; LOQ = Limit of Quantitation; CFU = Colony Forming Units; P = Pass; F = Fail; RL = Reporting Limit



Generated By: Ryan Bellone
 CCO
 Date: 10/20/2023



Tested By: Mario Aguirre
 Lab Technician
 Date: 10/20/2023



D8 + D9 Blend

 Sample ID: SA-231005-27981
 Batch: 101523D8D9
 Type: Finished Product - Ingestible
 Matrix: Edible - Gummy
 Unit Mass (g): 5.98723

 Received: 10/13/2023
 Completed: 10/20/2023

Client
 SunFlora Inc.
 600 8th Ave W, STE 400
 Palmetto, FL 34221
 USA

Residual Solvents by HS-GC-MS

Analyte	LOD (ppm)	LOQ (ppm)	Result (ppm)	Analyte	LOD (ppm)	LOQ (ppm)	Result (ppm)
Acetone	167	500	ND	Ethylene Oxide	0.5	1	ND
Acetonitrile	14	41	ND	Heptane	167	500	ND
Benzene	0.5	1	ND	n-Hexane	10	29	ND
Butane	167	500	ND	Isobutane	167	500	ND
1-Butanol	167	500	ND	Isopropyl Acetate	167	500	ND
2-Butanol	167	500	ND	Isopropyl Alcohol	167	500	ND
2-Butanone	167	500	ND	Isopropylbenzene	167	500	ND
Chloroform	2	6	ND	Methanol	100	300	ND
Cyclohexane	129	388	ND	2-Methylbutane	10	29	ND
1,2-Dichloroethane	0.5	1	ND	Methylene Chloride	20	60	ND
1,2-Dimethoxyethane	4	10	ND	2-Methylpentane	10	29	ND
Dimethyl Sulfoxide	167	500	ND	3-Methylpentane	10	29	ND
N,N-Dimethylacetamide	37	109	ND	n-Pentane	167	500	ND
2,2-Dimethylbutane	10	29	ND	1-Pentanol	167	500	ND
2,3-Dimethylbutane	10	29	ND	n-Propane	167	500	ND
N,N-Dimethylformamide	30	88	ND	1-Propanol	167	500	ND
2,2-Dimethylpropane	167	500	ND	Pyridine	7	20	ND
1,4-Dioxane	13	38	ND	Tetrahydrofuran	24	72	ND
Ethanol	167	500	<RL	Toluene	30	89	ND
2-Ethoxyethanol	6	16	ND	Trichloroethylene	3	8	ND
Ethyl Acetate	167	500	ND	Xylenes (o-, m-, and p-)	73	217	ND
Ethyl Ether	167	500	ND				
Ethylbenzene	3	7	ND				

ND = Not Detected; NT = Not Tested; LOD = Limit of Detection; LOQ = Limit of Quantitation; P = Pass; F = Fail; RL = Reporting Limit



 Generated By: Ryan Bellone
 CCO

Date: 10/20/2023



 Tested By: Kelsey Rogers
 Scientist

Date: 10/13/2023



D8 + D9 Blend

Sample ID: SA-231005-27981
 Batch: 101523D8D9
 Type: Finished Product - Ingestible
 Matrix: Edible - Gummy
 Unit Mass (g): 5.98723

Received: 10/13/2023
 Completed: 10/20/2023

Client
 SunFlora Inc.
 600 8th Ave W, STE 400
 Palmetto, FL 34221
 USA

Reporting Limit Appendix

Heavy Metals - Colorado CDPHE

Analyte	Limit (ppb)	Analyte	Limit (ppb)
Arsenic	1500	Lead	500
Cadmium	500	Mercury	1500

Microbials -

Analyte	Limit (CFU/g)	Analyte	Limit (CFU/g)
Total coliforms	100	Total aerobic count	10000

Residual Solvents - USP 467

Analyte	Limit (ppm)	Analyte	Limit (ppm)
Acetone	5000	Ethylene Oxide	1
Acetonitrile	410	Heptane	5000
Benzene	2	n-Hexane	290
Butane	5000	Isobutane	5000
1-Butanol	5000	Isopropyl Acetate	5000
2-Butanol	5000	Isopropyl Alcohol	5000
2-Butanone	5000	Isopropylbenzene	5000
Chloroform	60	Methanol	3000
Cyclohexane	3880	2-Methylbutane	290
1,2-Dichloroethane	5	Methylene Chloride	600
1,2-Dimethoxyethane	100	2-Methylpentane	290
Dimethyl Sulfoxide	5000	3-Methylpentane	290
N,N-Dimethylacetamide	1090	n-Pentane	5000
2,2-Dimethylbutane	290	1-Pentanol	5000
2,3-Dimethylbutane	290	n-Propane	5000
N,N-Dimethylformamide	880	1-Propanol	5000
2,2-Dimethylpropane	5000	Pyridine	200
1,4-Dioxane	380	Tetrahydrofuran	720
Ethanol	5000	Toluene	890
2-Ethoxyethanol	160	Trichloroethylene	80
Ethyl Acetate	5000	Xylenes (o-, m-, and p-)	2170
Ethyl Ether	5000		
Ethylbenzene	70		

Pesticides - CA DCC

Analyte	Limit (ppb)	Analyte	Limit (ppb)
Aldicarb	30	Imidacloprid	3000
Azoxystrobin	40000	Kresoxim methyl	1000
Bifenazate	5000	Malathion	5000
Bifenthrin	500	Metalaxyl	15000
Boscalid	10000	Methiocarb	30
Carbaryl	500	Methomyl	100
Carbofuran	30	Mevinphos	30
Chloranthraniliprole	40000	Myclobutanil	9000
Chlorfenapyr	30	Naled	500
Chlorpyrifos	30	Oxamyl	200
Clofentezine	500	Pacllobutrazol	30
Coumaphos	30	Permethrin	20000
Daminozide	30	Phosmet	200
Diazinon	200	Piperonyl Butoxide	8000
Dichlorvos	30	Prallethrin	400
Dimethoate	30	Propiconazole	20000
Dimethomorph	20000	Propoxur	30
Ethoprophos	30	Pyrethrins	1000
Etofenprox	30	Pyridaben	3000
Etoazole	1500	Spinetoram	3000
Fenhexamid	10000	Spinosad	3000
Fenoxycarb	30	Spiromesifen	12000
Fenpyroximate	2000	Spirotetramat	13000
Fipronil	30	Spiroxamine	30
Fonicamid	2000	Tebuconazole	2000
Fludioxonil	30000	Thiacloprid	30

Mycotoxins - Colorado CDPHE

Analyte	Limit (ppm)	Analyte	Limit (ppm)
B1	5	B2	5
G1	5	G2	5
Ochratoxin A	5		

Pesticides - CA DCC

Analyte	Limit (ppb)	Analyte	Limit (ppb)
Acephate	5000	Hexythiazox	2000
Acetamiprid	5000	Imazalil	30

