




EXCLUSIVE SINK COLLECTION

## FIRECLAY HISTORY

“Engineering excellence without aesthetic compromise”



Renaissance “Fireclay Collection” is hand crafted using original slip casting techniques that were first refined over 100 years ago. Developed to meet the durability and aesthetic requirements of the aristocracies working kitchens, it is a testament to fireclays unique properties that has made it the only material to consider manufacturing beautiful ceramic kitchen sinks from when requiring durable elegance.

Our production process is meticulous with every sink being quality checked four times during production and then final inspected prior to dispatch. Only after passing final inspection does the sink become a Renaissance product at which point we proudly attached the quality control certificate and Renaissance emblem to the sinks internal enamel.

# LICHFIELD

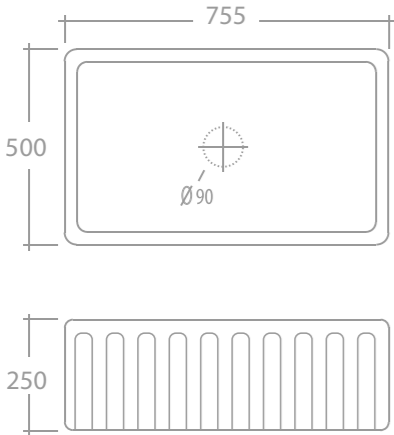


Lichfield is renowned as a modern day kitchen masterpiece.

The fluted apron design of Lichfield perfectly compliments the natural beauty of fireclay.

Every contour is hand sanded and finished by one of our in house potters prior to final firing. This attention to detail can not be achieved through mass production techniques and acts as a testament to the love and attention invested in every Lichfield sink we produce.

Reassuringly manufactured from fireclay and fired at 1200 degrees Lichfield is designed with durability and style in mind. This vital combination of material specification and design detail ensures that every Renaissance Lichfield fluted apron sink is not only a marvel to look at but a long lasting, functional addition to your kitchen and home.



“Engineering excellence without aesthetic compromise”

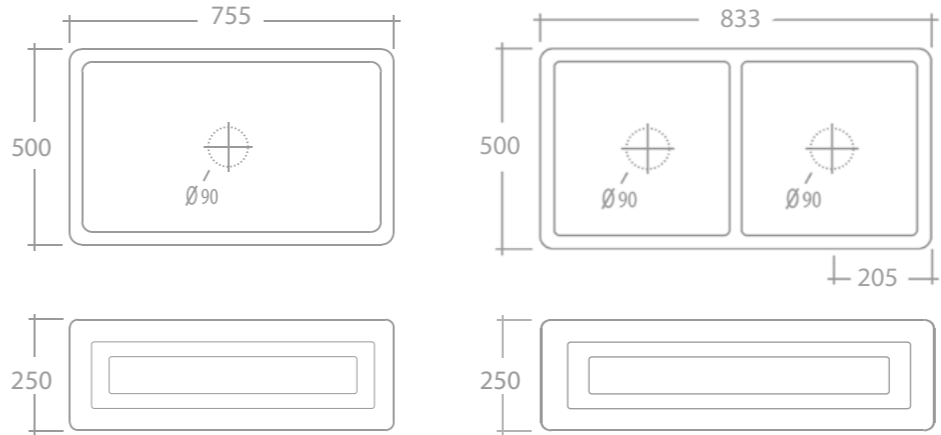
# SAVOIE



The beautifully crafted design of Savoie is unmistakably shaker yet retains a strong individual design that pays homage to its past lineage.

Designed with style and functionality in mind the deep bowled Savoie is manufactured from the highest grade fireclay using slip casting techniques and hand finished to ensure complete perfection prior to final firing.

It is only possible to achieve the level of beauty and finish required for every Renaissance Savoie by meticulously following low volume production techniques. As a direct result of our production process Savoie delivers both design detail and an age of durability.



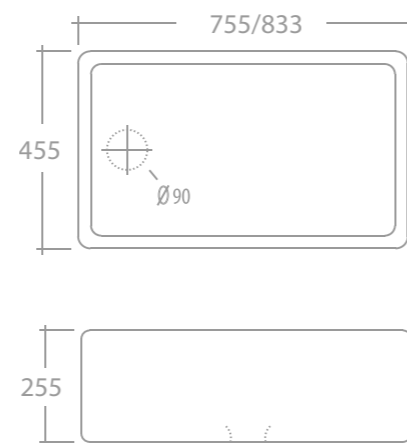
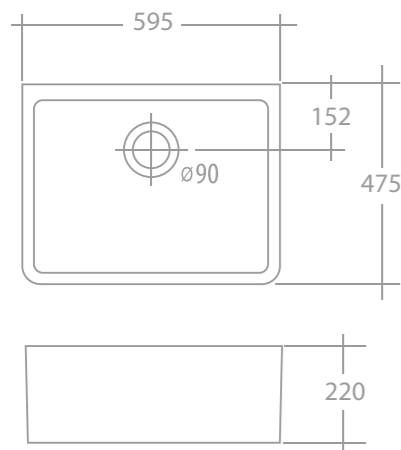
**RENAISSANCE**  
BIRMINGHAM 1861

# SUTTON



Simplistically styled to bring elegance to modern day kitchen design. Sutton instantly brings warmth and homeliness, signifying a level of craftsmanship, that can only be delivered by designing with products of distinction.

Available in three lengths, 595mm, 755 and 833, manufactured from the highest grade fireclay and fired at 1200 degrees. Sutton is reassuringly durable and visually beautiful.



“Engineering excellence without aesthetic compromise”

# BERRINGTON

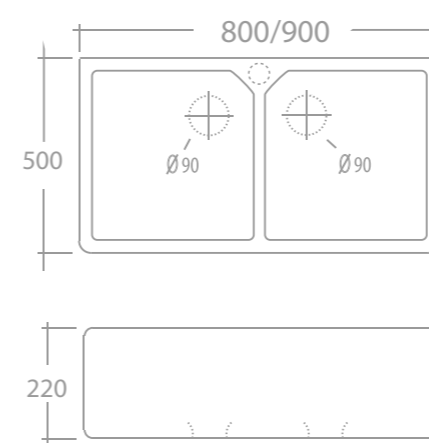


Modern day classical kitchen design has seen the original Butler design evolve to accommodate the requirements of modern day life.

Two generously sized separate bowls allow for independent washing and rinsing, whilst the glazed fireclay design accurately pays homage to the Butler family lineage.

Berrington is designed with a pre punched under sink faucet marker. Allowing for both a seamless under counter fit or when punched, single hole faucet

Reassuringly designed with durability and style in mind the Berrington double butler in not only a marvel to look at but will withstand the daily usage for which it was designed

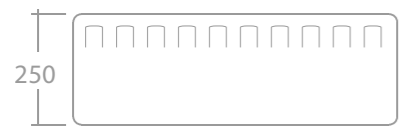
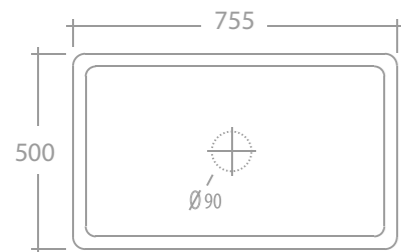


# HAMWICK



Designed to pay homage to early English farmhouse design, Hamwick's distinctive apron is beautifully underlined by a delicately detailed cord that invites one to tangibly and emotionally connect.

Manufactured from fireclay using the latest slip casting techniques and fired at 1200 degrees, Hamwick brings farmhouse style to your kitchen combining durability, history and beauty.



"Engineering excellence without aesthetic compromise"

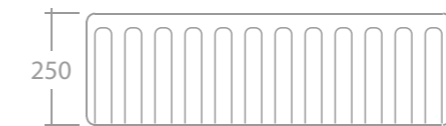
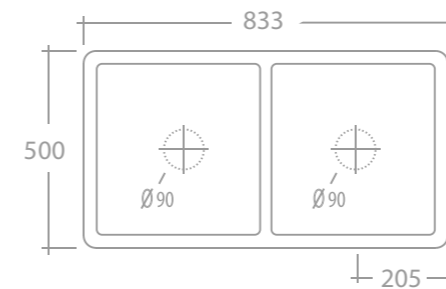
# SNOWDON



The fluted apron design of Snowdon perfectly compliments the natural beauty of fireclay.

Every contour is hand sanded and finished by one of our in house potters prior to final firing. This attention to detail can not be achieved through mass production techniques and acts a testament to the love and attention invested in every Snowdon sink we produce.

Double Bowl and single Bowl versions are available.

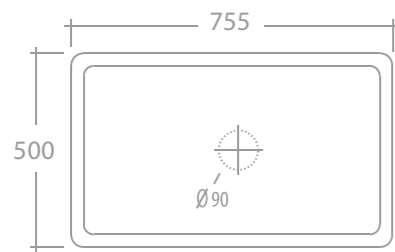


## LONGSTONE



Design, Depth and length – Longstone has been designed to visually fit into kitchens requiring a sink with larger washing capacity without detracting from the aesthetic beauty associated with fireclay ceramic sinks.

Manufactured from the highest grade fireclay and fired at 1200 °C. Longstone is reassuringly durable and visually beautiful.



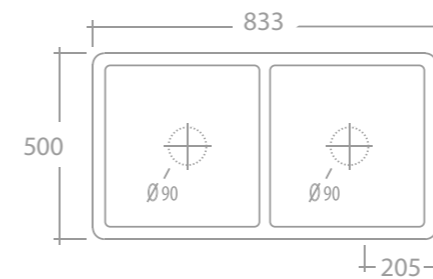
“Engineering excellence without aesthetic compromise”

## LONGSTONE DOUBLE



Longstone double offers two bowls allowing for deep washing/soaking and final rinsing. Designed to visually fit into kitchens requiring a sink with larger washing capacity without detracting from the aesthetic beauty associated with fireclay ceramic.

Manufactured from the highest grade fireclay and fired at 1200 °C. Longstone is reassuringly durable and visually beautiful.



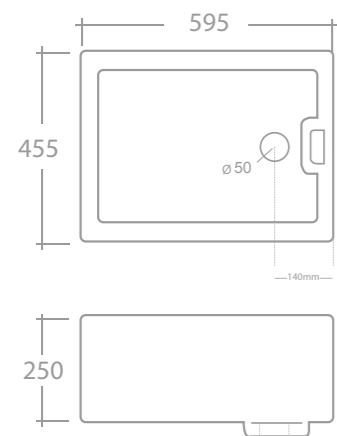
## SOMERTON



Belfast design is immediately identifiable and personifies high quality, working kitchen decadence. Defined by its oblong form, channelled overflow and fireclay manufacture

Somerton is glazed on all four sides enabling above counter installation or under-counter design with either long or short face exposed.

Manufactured from fireclay using the latest slip casting techniques and fired at 1200 degrees, Somerton brings classical style to your kitchen combining functionality, history and beauty.



“Engineering excellence without aesthetic compromise”

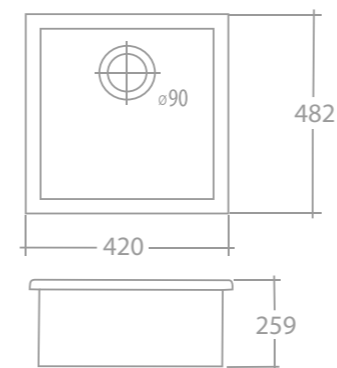
## LIVINGSTONE I



Discretely adjoining countertop to bench Livingston brings an elegant yet durable alternative to under-mounted kitchen sink design.

The ceramic lip fuses countertop with sink creating a continuous design flow that subtly represents attention to specification detail. Lip glazing makes Livingstone suitable for above or below counter installation.

Manufactured from fireclay using the latest slip casting techniques and fired at 1200 degrees Livingston is designed to bring subtle durable beauty to your kitchen design.



## LIVINGSTONE II

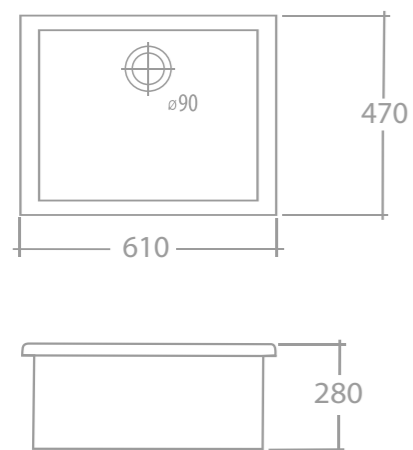


Discretely adjoining countertop to bench Livingston brings an elegant yet durable alternative to under-mounted kitchen sink design.

The ceramic lip fuses countertop with sink creating a continuous design flow that subtly represents attention to specification detail.

Manufactured from fireclay using the latest slip casting techniques and fired at 1200 degrees Livingstone is designed to bring subtle durable beauty to your kitchen design.

Glazed lip allows for counter mount or under bench installation.



“Engineering excellence without aesthetic compromise”

## LIVINGSTONE III

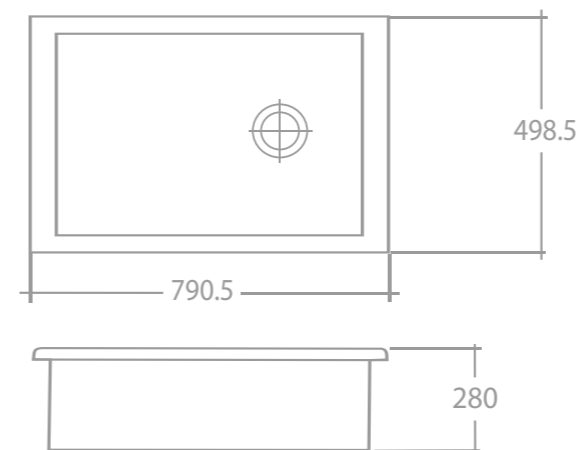


Discretely adjoining countertop to bench Livingston brings an elegant yet durable alternative to under-mounted kitchen sink design.

The ceramic lip fuses countertop with sink creating a continuous design flow that subtly represents attention to specification detail.

Manufactured from fireclay using the latest slip casting techniques and fired at 1200 degrees Livingstone is designed to bring subtle durable beauty to your kitchen design.

Glazed lip allows for counter mount or under bench installation.





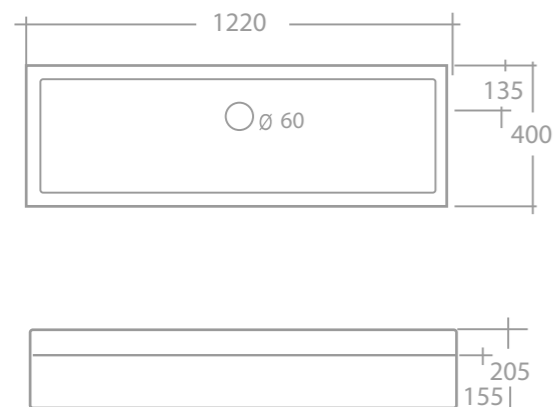
# KEDDINGTON



Designed for use in areas requiring a large, aesthetically beautiful durable wash sink, Keddington is relevant in laundry, bathroom, and outdoor areas.

Bench and wall hanging installations are accommodated with hidden brackets designed to fit seamlessly from behind. Standard bench mounting is also accommodated as a result of the even base design, which is only achieved by subjecting every sink to rigorous in house conformance tests prior to dispatch.

Reassuringly manufactured from fireclay and fired at 1200 degrees Keddington withstands heavy usages associated with any high use area, whilst maintaining its composed beauty.



“Engineering excellence without aesthetic compromise”

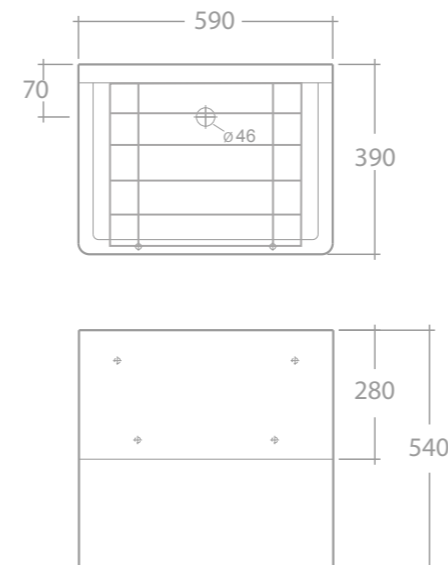
# SCULLERY



Scullery sink is specifically designed to accommodate heavy duty cleaning utensils that are utilized when returning kitchens back to visual harmony after dining.

Designed to allow visual consistency when passing from kitchen to laundry. Scullery maintains subtle design consistencies, increasing the feeling of space, allowing two rooms to flow as one

Reassuringly manufactured from fireclay and fired at 1200 degrees Scullery sink will with stand heavy usage whilst maintaining visual beauty.



## DISTRIBUTED BY



Unit 4, 37 Northlink Pl  
Virginia QLD 4014  
Ph. +61 7 3266 5222  
Fx. +61 7 3266 5233

[www.renaissancebathrooms.com.au](http://www.renaissancebathrooms.com.au)  
[sales@renaissancebathrooms.com.au](mailto:sales@renaissancebathrooms.com.au)

In view of the Renaissance Groups policy of continuous improvement, the right is reserved to change the specification, finish or price of products illustrated and described in this publication without notice.

**RENAISSANCE**  
— BIRMINGHAM 1861 —