





STAGE I MOVE MORE AIR & FUEL
 INTAKE + EXHAUST + TUNING UPGRADE
 FOUNDATION FOR ALL FUTURE STAGES

"I want simple bolt-on performance upgrades that enhance the performance, look and sound of my motorcycle"




STAGE II GIVE IT A LIFT
 STAGE I + CAM UPGRADE

TORQUE: *"I want instant passing power at cruising and highway speeds"*
 POWER: *"I want to feel the power build and then pull all the way to the redline"*



STAGE III PUMP UP THE VOLUME
 STAGE II + BIG BORE CYLINDERS & PISTONS

"I want instant power that lasts throughout the entire RPM Range. Bigger is better."



STAGE IV TOP IT OFF
 STAGE III + CYLINDER HEADS & THROTTLE BODY

"I ride hard and want the absolute best performance upgrade available. Try to keep up...I dare you!"



— PATH TO — PERFORMANCE

SCREAMIN' EAGLE® STAGE I-IV UPGRADES



STAGE UPGRADE OVERVIEW

It's all about the performance, look and feel with the powerful lineup of Screamin' Eagle® Stage Upgrades. No longer will you have to experience all the trial-and-error that comes with your bike's engine modifications. Engineered to generate specific torque and horsepower gains, our Stage Upgrades improve each mile of your ride.



PN 94500180

Visit h-d.com/screamineagle for additional product and fitment information.

©2018 H-D and its affiliates. All rights reserved. Harley-Davidson and the Bar & Shield logo are among the trademarks of H-D U.S.A., LLC. All other trademarks are the property of their respective owners.

Street legal and/or street compliant statements refer to product meeting 50-State emissions and noise standards in the United States.

START HERE:

THE BENEFITS


THE BASICS

THE PERFORMANCE

INSTALLATION

PRICE

PARTS



STAGE I

INTAKE + EXHAUST + TUNING UPGRADE
FOUNDATION FOR FUTURE UPGRADES

Ideal for riders that want to enhance the performance, look & sound of their motorcycle

- Most cost-effective step to improve performance and the foundation for future performance upgrades
- Match any Screamin' Eagle® high-flow air cleaner and exhaust, along with the proper ECM calibration to increase the air flow into and out of the engine

- The rider will feel up to a 10%* increase in performance throughout the entire RPM range



\$\$\$



WANT MORE POWER?

CHOOSE FROM:



STAGE II

STAGE I + CAM UPGRADE

TORQUE KIT

Ideal for riders looking for instant passing power at cruising speeds

POWER KIT

Ideal for riders who want to feel the power build and pull all the way to the redline

- Choose a **TORQUE CAM** or **POWER CAM** based on riding style
- A performance cam increases both the lift in the valve train (pushing the valve open further) and the duration of the valve opening (how long the valve stays open)

- The rider will feel up to a 15%* increase in performance in the low- to mid- RPM range
- Experience crisp throttle response and acceleration that can be felt at slower speeds, perfect for passing slow moving vehicles without downshifting



\$\$\$



- The rider will feel up to a 25%* increase in performance in the mid- to upper- RPM range
- Experience an adrenaline-pumping burst of speed while heading towards the red line



STAGE III

STAGE II + BIG BORE CYLINDERS & PISTONS


Ideal for riders who want the largest engine displacement and increased power throughout the entire RPM range

- An increase in engine displacement allows the engine to swallow more air and fuel, a higher compression piston squeezes the air and fuel into a more volatile mixture and when combined, generates more power when ignited
- Displacement increases are accomplished with larger cylinders, matching pistons, and the proper cam upgrade

- Riders will experience a performance increase throughout the entire RPM range, with up to a 35%* increase in the mid- to upper- RPM range
- Produces instant passing power without downshifting
- Delivers excellent stoptight to freeway speed and on-ramp acceleration



\$\$\$



STAGE IV

STAGE III + CYLINDER HEADS & THROTTLE BODY

Ideal for riders who want the absolute best performance upgrade available

- Highest level performance upgrade available to provide a maximum increase in displacement, compression and flow
- Higher-flowing CNC ported cylinder heads and larger bore throttle body increase the velocity and feed large volumes of air and fuel into the engine, which maximizes power on a larger displacement engine
- Combines ported cylinder heads and larger throttle body in combination with cylinders, matching pistons and proper cam

- The rider will feel exceptional acceleration, delivering significant gains and up to a 50%* increase in the higher RPM range



\$\$\$



TUNING PRO STREET TUNER & SMART TUNE PRO

START HERE:

PRO STREET TUNER



- Offers base calibrations for your chosen Screamin' Eagle® stage upgrade
- Constantly monitors the engine operation in the Part Throttle Cruising Range
- Enables **MANUAL** adjustments to fine-tune parameters within part and full throttle ranges

WANT MORE?

ADD SMART TUNE PRO



- Builds off of the Pro Street Tuner and its base calibrations as a starting point
- Constantly monitors the engine operation and riding conditions in the Complete Motorcycle Operating Range
- **AUTOMATICALLY** adjusts tuning parameters in **REAL-TIME** within the Complete Motorcycle Operating Range

THE BASICS

THE BENEFIT

MANUAL ADJUSTMENT FOR
Maximum Performance +
Optimal Efficiency for your bike



AUTOMATIC ADJUSTMENT FOR

Maximum Performance + Optimal Efficiency
+ Automatic Adjustment for your bike in
all riding conditions and combinations of
performance upgrades



Builder Components & Crate Engines

Screamin' Eagle® knows no racing enthusiast is ever satisfied. You just need more. We have all the high-end components you'll need to build your own custom racing engine. Depending on the level of the custom build or crate engine application, the labor and complexity can vary due to the custom fitting of components or detailed clearance measurements.



Your local Harley-Davidson® dealer is your performance customization expert. Find your dealer at H-D.com.

Refer to Screamin' Eagle® Parts & Accessories Catalog for specific performance results. Dynamometer settings, motorcycle condition, variation, climate and other factors can affect performance output and can vary from the performance values declared by Harley-Davidson. Stage upgrades retain the Motorcycle Original Equipment Manufacturer's Warranty