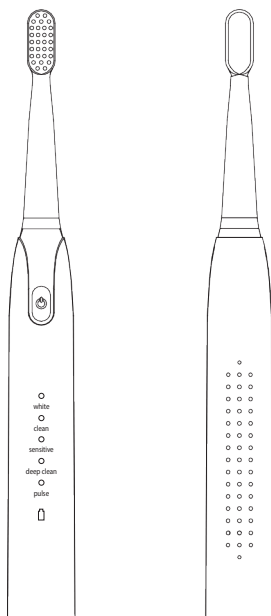


## Rechargeable Electric Toothbrush



Model: OSEB001-W



## User's Guide

Please read this product manual carefully before use

### Welcome to use

This product adopts the high-quality soft bristles selected by Dupont of the United States and high-density process. Each bristle is utilized by rubbing the gums and scratching the teeth with high-performance magnetic levitation sonic motor, it brings a strong cleaning effect to the teeth. Resulting in one of the best ways to care for your oral health.

### Safety instructions

1. When using this product for the first time, some people may have irritation due to the high-speed vibration of the bristles. Don't worry about the feeling of numbness, this is a normal occurrence. This feeling will gradually weaken after two days and completely disappear within a week.
2. This product is a built-in lithium battery electric toothbrush. When the power is exhausted, it only needs to be fully charged.
3. Please do not operate the product in a way other than instructed in to avoid damage to it due to improper operation.
4. Please do not use charger that exceeds 5V / 2A. Using higher output charger may cause damage to product or property.

### Precautions

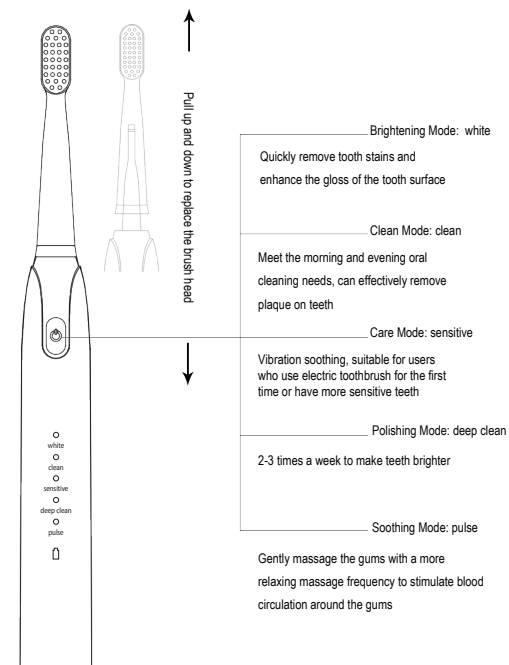
1. This product is only suitable for cleaning teeth, massaging gums and tongue, please do not use it for other purposes.
2. Please do not place the product in a high temperature or humid place, and avoid direct sunlight, it should be stored in a dry and ventilated place of -7 °C ~ 40 °C.
3. Non-maintenance personnel of our company, please do not disassemble the internal structure of the product or change the parts of this product, so as not to damage the product, which will affect the after-sales of the product.
4. People who are sensitive to the oral cavity, have just undergone oral surgery or are in the treatment of oral diseases, have other symptoms in the oral cavity (unstable dentures, etc.), continuous bleeding of the gums or massive bleeding, please do not use this product or consult dentist.
5. This product is not suitable for the disabled, mentally ill or lack of knowledge and experience (including children), unless it is used under the supervision and guidance of a guardian.
6. Do not touch the product with hair care products (such as gels, oils) or hand sanitizer to avoid damaging its surface, and do not put the product in the dishwasher for cleaning.
7. Do not charge in a humid environment such as a bathroom. If the product has not been used for a long time, it is recommended to charge it once every two months to maintain the energy efficiency of the battery.

### Product parameters

Product name	Electric toothbrush	Model specifications	OSEB001-W
Rated voltage	3.7V	Rated power	1W
Power supply	500mAH	Waterproof level	IPX7
Working mode	2 minutes timer 30 seconds reminder Intelligent memory function		

### Function Description

Long press the switch button for 2-3s to start the toothbrush, and switch between different functional modes by pressing the switch button.



## Intelligent design

### ---30 seconds reminder---

When each gear is working, the system will automatically pause for a short pause every 30 seconds, and then continue to work to remind the user to replace the brushing site.

### ---Automatic shutdown in 2 minutes---

According to the recommendation of the dentist, the duration of each brushing is not less than 2 minutes, and the system will automatically shut down in 2 minutes. If you need to continue using, you can turn on the button again to continue using.

### ---Intelligent memory---

In order to cater to the user's usage habits, the system will automatically remember your gear usage habits, so that the next time you use it, you will open your function gear by default.

### ---Long press to shut down---

When the electric toothbrush is running, press and hold the switch key for 2s-3s, the electric toothbrush stops running.

## Product charging

Before the first use, please fully charge the product before use.

Step 1: Open the silicone plug at the bottom of the product and insert the charging cable into the interface.



Step 2: The charging indicator shows red, indicating that charging is in progress.



Step 3: The charging indicator is off, indicating that the charging is completed.

Note: When the product is out of power, the charging indicator will flash red, indicating that the battery is low and needs to be charged

## Daily use steps

1. To prevent toothpaste from splashing, take a small amount of toothpaste on the brush head before use, soak it in the mouth, and then start the toothbrush. Figure 1:

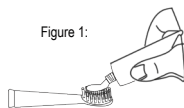


Figure 1:

Figure 2:



2. Slowly move the toothbrush with the bristles and gum line at 45 degrees. As shown in Figure 2:
3. Hold the toothbrush body gently and move slowly in a circular motion. Do not press or scrub hard.
4. Please rinse your mouth with water after brushing.

### ---Tips---

1. Gently place the bristles at the junction of the teeth and gums when brushing your teeth, and clean them by the high-frequency vibration of the bristles. Do not miss any corners of the mouth after changing the position in a few seconds. (Do not squeeze or wipe hard, otherwise the cleaning effect will not be achieved and the bristles will be easily deformed.)



2. The dentist recommends that each time you brush your teeth, it is no less than two minutes.
3. It is recommended to replace the brush head every 2-3 months.

## Troubleshooting

Fault phenomenon	Solution
After pressing the power button the electric toothbrush is not turned on.	<ol style="list-style-type: none"> <li>1. The battery is empty, please charge.</li> <li>2. Check whether each part is damaged.</li> </ol>
The intensity of vibration suddenly decreases during use.	Lightly rest your toothbrush against your teeth when you brush your teeth.

## ARISIT Pty Ltd PRODUCT WARRANTY AUSTRALIA & NEW ZEALAND

**AUSTRALIA** - Contact Arisit by telephone in Melbourne, Australia on 1300 726 219, or by emailing [productreturns@arisit.com](mailto:productreturns@arisit.com) or by letter to **ATTN:** Product Returns, Arisit Pty Limited, 40-50 Mark Anthony Drive, Dandenong South, VIC 3175 and submit such details of your claim as Arisit requires.

**NEW ZEALAND** - Contact Arisit by telephone in Auckland on (+64) 9 306 1020, or by e-mailing [sales2@arisit.co.nz](mailto:sales2@arisit.co.nz) or by letter to

**ATTN:** Product Returns, Arisit Pty Limited, 1a Howe Street, Newton, Auckland 1145, NZ and submit such details of your claim as Arisit requires. Deliver the product(s) to the address above or the original place of purchase. You must bear any expense you incur in claiming this warranty.

### Notice to Australian Consumers

Our goods come with guarantees that cannot be excluded under the Australian Consumer Law. You are entitled to a replacement or refund for a major failure and compensation for any other reasonably foreseeable loss or damage. You are also entitled to have the goods repaired or replaced if the goods fail to be of acceptable quality and the failure does not amount to a major failure.

### Notice to New Zealand Consumers

Our goods come with guarantees that cannot be excluded under the Consumer Guarantees Act 1993. This warranty should not be construed as any attempt to contract out of or exclude any of the guarantees available to any consumers under this Act provided that you agree that the provisions of the Consumer Guarantees Act 1993 will not apply if you are acquiring the goods for the purpose of a business.

Arisit Pty Limited Australia, 40-50 Mark Anthony Drive, Dandenong South, VIC 3175 Australia Tel: 1300 762 219

Arisit Pty Limited NZ, 1a Howe Street, Newton, Auckland, 1145 NZ, Tel: (+64) 9 306 1020

©2021 ONE PRODUCTS  
20218 Hamilton Avenue  
Torrance, CA 90502, USA

## Warranty Card

This warranty card is used after the purchase of One Personal Collection Rechargeable Electric Toothbrush, after-sales maintenance service is required, please keep it properly. The details of after-sales maintenance service of electric toothbrushes are as follows:

1. Thank you for purchasing the One Personal Collection Rechargeable Electric Toothbrush. Please read the product instruction manual carefully before use and fill in the following form.
2. With this warranty card enjoy free warranty within 12 month of purchase. Replacement is available with proof of purchase.
3. We will replace the product within the warranty period free of charge, but the purchaser is responsible for the transportation costs.

Buyer's name:	Telephone:
_____	
Address:	
_____	
Purchase date:	
_____	
Delivery date:	
_____	
Fault content:	
_____	
Today's date:	Signature:
_____	_____