



MINI PERCUSSIVE THERAPY MASSAGER

OPMG001B-AU

ARISIT Pty Ltd PRODUCT WARRANTY AUSTRALIA & NEW ZEALAND

AUSTRALIA - Contact Arisit by telephone in Melbourne, Australia on 1300 726 219, or by emailing productreturns@arisit.com or by letter to **ATTN:** Product Returns, Arisit Pty Limited, 40-50 Mark Anthony Drive, Dandenong South, VIC 3175 and submit such details of your claim as Arisit requires.
NEW ZEALAND - Contact Arisit by telephone in Auckland on (+64) 9 306 1020, or by e-mailing sales2@arisit.co.nz or by letter to **ATTN:** Product Returns, Arisit Pty Limited, 1a Howe Street, Newton, Auckland 1145, NZ and submit such details of your claim as Arisit requires.
Deliver the product(s) to the address above or the original place of purchase. You must bear any expense you incur in claiming this warranty.

Notice to Australian Consumers

Our goods come with guarantees that cannot be excluded under the Australian Consumer Law. You are entitled to a replacement or refund for a major failure and compensation for any other reasonably foreseeable loss or damage. You are also entitled to have the goods repaired or replaced if the goods fail to be of acceptable quality and the failure does not amount to a major failure.

Notice to New Zealand Consumers

Our goods come with guarantees that cannot be excluded under the Consumer Guarantees Act 1993. This warranty should not be construed as any attempt to contract out of or exclude any or the guarantees available to any consumers under this Act provided that you agree that the provisions of the Consumer Guarantees Act 1993 will not apply if you are acquiring the goods for the purpose of a business.

**Arisit Pty Limited Australia, 40-50 Mark Anthony Drive,
Dandenong South, VIC 3175 Australia Tel: 1300 762 219**

**Arisit Pty Limited NZ, 1a Howe Street, Newton,
Auckland, 1145 NZ, Tel: (+64) 9 306 1020**

©2021 ONE PRODUCTS
20218 Hamilton Avenue
Torrance, CA 90502, USA

Statement

⚠Note

In order to reduce the break of the device, electric shock, fire and injury, Please read the directions before using

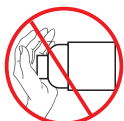
Security Statement

In order to reduce the potential risk of shock, fire or injury, this product must be used as the following instructions.

1. For ADULT use only.
2. Do NOT massage one area for more than 1 minute. And it's recommended to wear dry clothes or apply dry towels to the skin before massaging, the massager should be pressed and moved slowly and gently.
3. On the premise of NO pain or discomfort, only soft tissue parts can be used of the high frequency level. Head or any skeletal parts are NOT allowed to be used to at high speed.
4. Choose the appropriate massage head according to the body part you want to massage.
5. Massaging same position for a long time may cause abrasion. STOP using immediately if any feeling of pain or discomfort.
6. Keep your fingers or hair of any body part away from the expansion rod and the heat emission hole to avoid potential injury.
7. DO NOT put anything into the heat emission hole.
8. DO NOT immerse this in water, and avoid water into the device through the heat emission hole.
9. Do not discard or misuse this device.
10. Only the charger provided by us can be used for charging.
11. Please check the device and battery carefully before use.
12. DO NOT make any modification to the device privately.
13. DO NOT run or charge the device unattended.

Warning and Caution

1. Keep this device away from children
2. Keep way from liquid and heat sources
3. DO NOT use it on non-dry or non-clean skin
4. DO NOT immerse this device in water
5. DO NOT remove any screw with out permission
6. DO NOT use when charging
7. DO NOT use the device on injured parts of the body



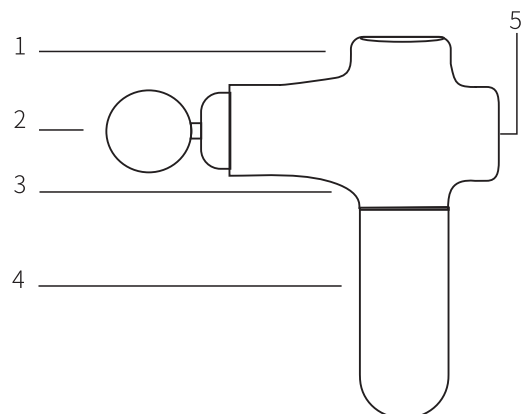
Do not touch the device when the massage head is not installed



Do not touch the device when installing messenger head

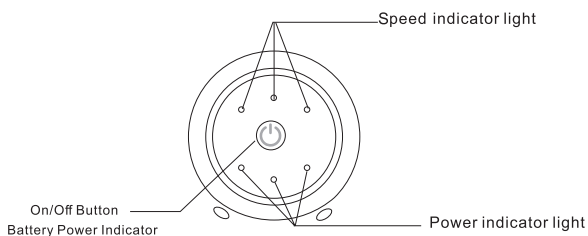
01

Product description




1. Brushless High-torque Motor
2. Replaceable massage head
3. Rechargeable lithium ion battery
4. Soft touch handle
5. 3 adjustable speed levels

02

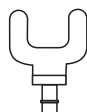


1. Speed Indicator Light: Low- Mid- High
2. Battery Power Indicator Light
 - 3 LEDs on: 100%
 - 2 LEDs on: 40%-80%
 - 1 LED on: 20%-40%
 - 1 LED flashing: < 20%, need charging
3. On/Off Button
 - Long press 3-4 seconds to turn on/off.
 - Short press to switch the speed
4. Device automatically shuts down after 15 seconds standby.

Three replaceable massage heads



Round head massage
for arms, waist and back



The u-shaped
massage head
suitable for the neck and
the spine



Bullet messenger head
suitable for impacting the
deep-tissue

03

Technical Data

Name	Massage gun
Battery capacity	2000mAh
Power	40W/max
Working time	1-5H
Speed	Low-Mid-High
Rated voltage	7.4v
Weight	≈375g
Charging	5V2A

Charging information

1. Charge the device for 4 hours before the first use
2. Do not use a charger that exceeds 5V/2A
3. Do not use the device when charging

Installation

Power off the product, aim at the groove of the massage nozzle (red part in picture 1) and slowly insert it.

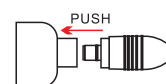


Figure 1. Correct installation direction

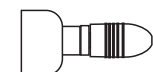


Figure 2. Installation complete

Maintenance

1. Wipe the surface of the device with a slightly damp towel, then dry it with soft cloth
2. Place device in packaging for storage or travel
3. Store device in a dry and well-ventilated place if not in use for a long time
4. Charge the device every 6 months if it is not in use for a long period of time

04