



ONE  
HOME COLLECTION

# BLUETOOTH SPEAKER LED MIRROR

OPCM003-BT  
OPERATING MANUAL



## PACKING LIST



\* We reserves the right of any modification of the product involving design and specification, all the materials here are for your reference only and are subject to the products you received. No further notice be given for any technical parameters changed.

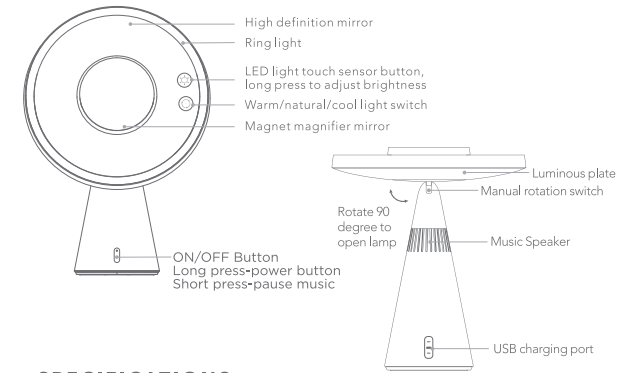


Made in China

## SAFETY INSTRUCTIONS

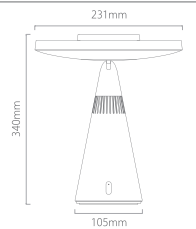
- 1 Please read (OPCM003-BT) instructions carefully before using
- 1 Do not disassemble or refit the products
- 1 Press touch sensor button properly. Please charge when fails and keep the voltage normal
- 1 Do not place the product in wet environment in case of reduction of battery life
- 1 Keep the mirror dry; moisture reduces the sensitivity of the product
- 1 Turn off the power before cleaning. The surface of the mirror should be cleaned with glass cleaner; please make sure the mirror is completely dry before using
- 1 Turn off the power and avoid direct sunlight if not used or stored for a long time. Far away from children's access
- 1 Close supervision is necessary when this mirror is used by or near children
- 1 Make sure that your charging device is adequate for the mirror voltage rating before using
- 1 Do not approach or put the product into the fire in case of fire or explosion
- 1 Stop using it immediately if abnormal condition occurs

## ILLUSTRATE



## SPECIFICATIONS

- [Product Name] Bluetooth speaker lamp mirror
- [Material] ABS+Glass
- [LED Color Temperature] 3500K-7100K±500K
- [Battery] Rechargeable polymer battery: 3000MAH
- [Input] DC 5V /2A
- [Output] 5.5W max
- [Weight] Large mirror 930g±10g+magnifying mirror 71g
- [Size] 23.1\*10.5\*34cm



## ARISIT Pty Ltd PRODUCT WARRANTY AUSTRALIA & NEW ZEALAND

**AUSTRALIA** - Contact Arisit by telephone in Melbourne, Australia on 1300 726 219, or by emailing productreturns@arisit.com or by letter to **ATTN: Product Returns, Arisit Pty Limited, 40-50 Mark Anthony Drive, Dandenong South, VIC 3175** and submit such details of your claim as Arisit requires.

**NEW ZEALAND** - Contact Arisit by telephone in Auckland on (+64) 9 306 1020, or by e-mailing sales2@arisit.co.nz or by letter to

**ATTN: Product Returns, Arisit Pty Limited, 1a Howe Street, Newton, Auckland 1145, NZ** and submit such details of your claim as Arisit requires.

Deliver the product(s) to the address above or the original place of purchase. You must bear any expense you incur in claiming this warranty.

### Notice to Australian Consumers

Our goods come with guarantees that cannot be excluded under the Australian Consumer Law. You are entitled to a replacement or refund for a major failure and compensation for any other reasonably foreseeable loss or damage. You are also entitled to have the goods repaired or replaced if the goods fail to be of acceptable quality and the failure does not amount to a major failure.

### Notice to New Zealand Consumers

Our goods come with guarantees that cannot be excluded under the Consumer Guarantees Act 1993. This warranty should not be construed as any attempt to contract out of or exclude any or the guarantees available to any consumers under this Act provided that you agree that the provisions of the Consumer Guarantees Act 1993 will not apply if you are acquiring the goods for the purpose of a business.

**Arisit Pty Limited Australia, 40-50 Mark Anthony Drive, Dandenong South, VIC 3175 Australia Tel: 1300 762 219**

**Arisit Pty Limited NZ, 1a Howe Street, Newton, Auckland, 1145 NZ, Tel: (+64) 9 306 1020**

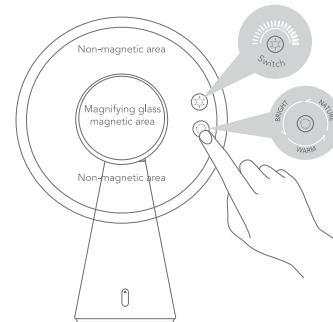
©2021 ONE PRODUCTS  
20218 Hamilton Avenue  
Torrance, CA 90502, USA

## OPERATING INSTRUCTIONS

1

### LED Mirror Operation

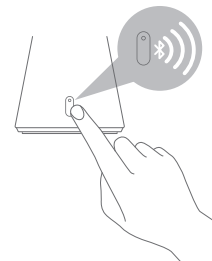
Press touch sensor button to open/close light.  
Long press to adjust brightness.  
Press LED light button to switch warm/natural/cool light.  
Please charge when touch sensor malfunction occurs.



2

### Bluetooth Operation

Long press power button to start/shut blue tooth model;  
In blue tooth model the blue light flashes; corresponding speech prompt is issued.  
Connect Bluetooth: open bluetooth function of connect the product RM249-DL; Press power button to pause/start music.  
Bluetooth model is automatically paused if under voltage or standby over 10 minutes.



3

### Lamp Operation

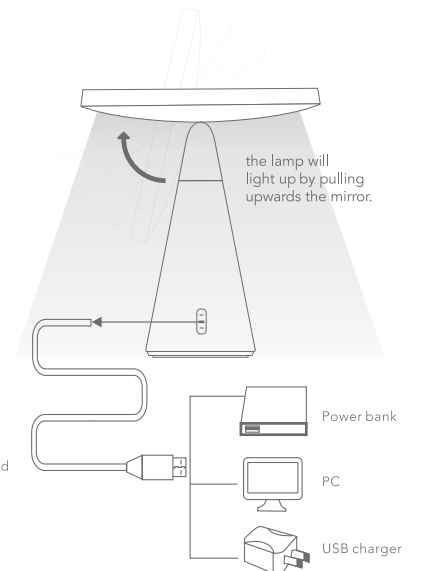
Lamp mode automatically opens when mirror is perpendicular to the base

the lamp will light up by pulling upwards the mirror.

4

### Charging Operation

Pull out the USB protection cover and plug USB charging cable into USB port. Indicator light turns red during charging. Red indicator light turns into blue when fully charged.



We or us means ARISIT Pty Ltd / ONE Home Collection 40-50 Mark Anthony Drive, Dandenong South, VIC 3175 and our contact details are set out at the end of this warranty;

You means the purchaser or the original end-user of the Goods. You may be a domestic user or a professional user.

Supplier means the authorised distributor or retailer of the Goods that sold you the Goods in Australia and New Zealand; and

Goods means the product or equipment which was accompanied by this warranty and purchased in Australia and New Zealand.

#### For Australia:

Our Goods come with guarantees that cannot be excluded under the Australian Consumer Law. You are entitled, subject to the provisions of the Australian Consumer Law, to a replacement or refund for a major failure and for compensation for any other reasonably foreseeable loss or damage. You are also entitled, subject to the provisions of the Australian Consumer Law, to have the Goods repaired or replaced if the goods fail to be of acceptable quality and the failure does not amount to a major failure. This is not a complete statement of your legal rights as a consumer

#### For New Zealand:

Our Goods come with guarantees that cannot be excluded under the Consumer Guarantees Act 1993. This guarantee applies in addition to the conditions and guarantees implied by that legislation.

#### The Warranty

ARISIT Pty Ltd / ONE Home Collection sells its products with the intent that they are free of defects in manufacture and workmanship under normal use and service. In the unlikely event that your product proves to be faulty within 1 year from the date of purchase due to workmanship or materials only, we will replace it at our own expense, subject to the terms and conditions of this guarantee. The warranty period is limited to 3 months from the date of purchase for products used commercially/professionally.

#### Terms and Conditions:

In addition to the rights and remedies that you have under the Australian Consumer Law, Consumer Guarantees Act of New Zealand or any other applicable law and without excluding such rights and remedies warranty against defects:

1. The Goods are designed to withstand the rigors of normal household use and are manufactured to the highest standards using the highest quality components. Whilst unlikely, if, during the first 12 months (3 months commercial use) from their date of purchase from the Supplier (Warranty Period), the Goods prove defective by reason of improper workmanship or materials and none of your statutory rights or remedies apply, we will replace the Goods, subject to the terms and conditions of this warranty.
2. We do not have to replace the Goods under this Additional Warranty if the Goods have been damaged due to misuse or abuse, accident, the attachment of any unauthorised accessory, alteration to the product, improper installation, unauthorised repairs or modifications, improper use of electrical/power supply, loss of power, malfunction or damage of an operating part from failure to provide manufactures recommended maintenance, transportation damage, theft, neglect, vandalism, environmental conditions or any other conditions whatsoever that are beyond the control of ARISIT Pty Ltd / ONE Home Collection.
3. This Warranty does not extend to the purchase of used, repaired or second-hand products or to products not imported or supplied by ARISIT Pty Ltd / ONE Home Collection, including but not limited to those sold on offshore internet auction sites.
4. This Warranty extends only to consumers and does not extend to Suppliers
5. Even when we do not have to replace the Goods, we may decide to do so anyway. In some cases, we may decide to substitute the Goods with a similar alternative product of our choosing. All such decisions are at our absolute discretion.
6. This Additional Warranty does not cover items damaged by normal wear and tear including but not limited to chips, scratches, abrasions, discolouration and other minor defects, where the damage has negligible effect on the operation or performance of the Goods.
7. This Additional warranty is limited to replacement or substitution only. As far as the law permits, we will not be liable for any loss or damage caused to property or persons arising from any cause whatsoever and shall have no liability for any incidental, consequential or special damages.
8. This warranty is only valid and enforceable in Australia and New Zealand.

#### Making a Claim:

In order to claim under this Warranty you must return the Goods to the Supplier (place of purchase) for replacement. If this is not possible, please contact our customer service department at the address below.

- All returned Goods must be accompanied by satisfactory proof of purchase which clearly indicates the name and address of the Supplier, the date and place of purchase and identifies product. It is best to provide an original, legible and unmodified receipt or sales invoice
- You must bear any expense for return of the Goods or otherwise associated with making your claim under this Additional Warranty.