



How to view xmartO cameras on Alexa Echo Show?

For Standalone Camera:

1 On your phone, download and install xmartO Wallpixel App, create an account and add your xmartO device to the App following the user manual. (*Skip this if you've finished these steps.*)

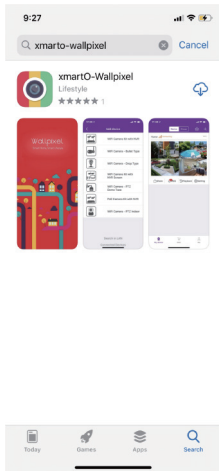


Fig. 1

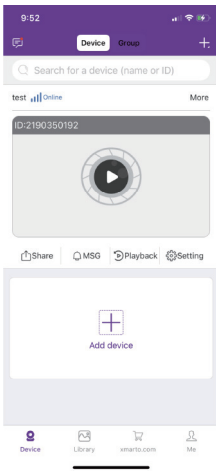


Fig. 2



How to view smartO cameras on Alexa Echo Show?

- After you adding the device, pls go Device Setting, enable the Alexa function.

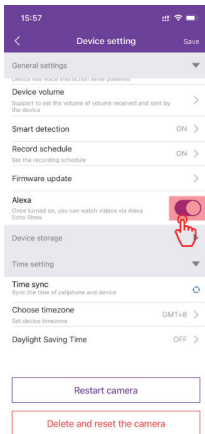


Fig. 3



How to view xmartO cameras on Alexa Echo Show?

For Wireless Security Camera System :

Pls right click your NVR mouse, choose System Setting- Network Setting-Wireless Internet- Network Service and enable the Alexa.

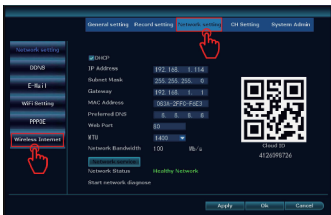


Fig. 4

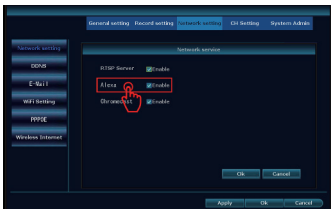


Fig. 5



② On your phone, download and install the **Amazon Alexa** App, create an Alexa user account. (*Skip this step if you've done this before.*)

③ In Alexa App, go to **Skills & Games**, search 'xmartO' to find the xmartO Wallpixel Skill. Enable the skill.

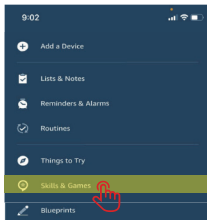


Fig. 6

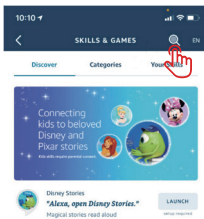


Fig. 7

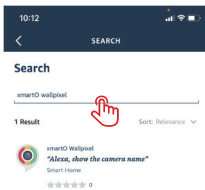


Fig. 8

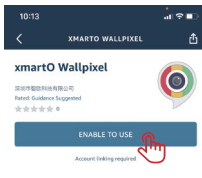


Fig. 9

xmartO Wallpixel is designed for home or business surveillance from xmartO Wallpixel App. With the skill and Alexa, you can interact with your smartO cameras with Alexa voice control.



- 4 Link account. After enabling the skill, the Alexa app will ask you to link account. Enter your smartO App Username and Password to login.

10:13

Link Account

smartO Wallpixel

By signing in, you are authorizing Alexa to access your devices.

Username smartO App username

Password smartO App user password

Login

The application will have the following permissions:
Get your username, device list, control your devices, etc

Please agree to the service agreement first.

Fig. 10



5 Discover Devices. Tap 'DISCOVER DEVICES', the Alexa App will look for and import devices from xmartO App.

It will take the existed device names such as "porch camera" "Device 1" etc. If your xmartO device is a multiple channel NVR system, please rename **each channel** in the Alexa App.



Discover Devices

Smart Home devices must be discovered before they can be used with Alexa.

CANCEL

DISCOVER DEVICES



Fig.11

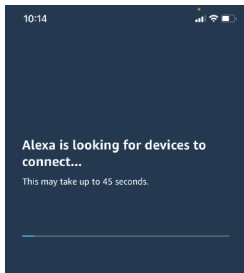


Fig. 12

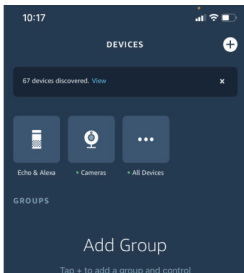


Fig. 13

⑥ Now, you can command your Echo Show to show you the camera.

"Alexa, show me the porch camera."

"Alexa, show me the back yard camera. "

"Alexa, show me the device 1."

Tips: Echo show does not support H.265 streams at this moment. It will display the camera's sub-stream. In future when Echo show has H.265 capability, it will display main stream. For cameras with H.265 stream only, the Echo show may not be able to display the image properly.