


# ***PARTS LIST***

---

# ***TMCR-VF***



# Table of Contents

● GENERAL VIEW	
● FRAMING A (M/C TOTAL LENGTH 4355MM OR LESS).....	D1-1a
● FRAMING B (M/C TOTAL LENGTH 4356MM OR MORE).....	D1-1b
● TABLE A (M/C TOTAL LENGTH 4355MM OR LESS).....	D1-2a
● TABLE B1 (M/C TOTAL LENGTH 4356MM OR MORE).....	D1-2b-1
● TABLE B2 (M/C TOTAL LENGTH 4356MM OR MORE).....	D1-2b-2
● MAIN SHAFT DRIVE SYSTEM A (M/C TOTAL LENGTH 4355MM OR LESS).....	D1-3a
● MAIN SHAFT DRIVE SYSTEM B (M/C TOTAL LENGTH 4356MM OR MORE).....	D1-3b
● ROTARY HOOK SHAFT TRANSMISSION BOX.....	D1-4
● ROTARY HOOK BASE 1.....	D1-5-1
● ROTARY HOOK BASE 2.....	D1-5-2
● COLOR CHANGE SYSTEM.....	D1-6
● ARM 1.....	D1-7-1
● ARM 2.....	D1-7-2
● ARM 3.....	D1-7-3
● NEEDLE BAR CASE 1.....	D1-8-1
● NEEDLE BAR CASE 2.....	D1-8-2
● SHAFT COVER.....	D1-9
● ATH DRIVE SYSTEM.....	D1-10
● X-AXIS DRIVE SYSTEM A1 (TIMING BELT TYPE).....	D1-11a-1
● X-AXIS DRIVE SYSTEM A2 (TIMING BELT TYPE).....	D1-11a-2
● X-AXIS DRIVE SYSTEM B (BALL SCREW TYPE: 2PCS. DRIVE SYSTEM).....	D1-11b
● X-AXIS DRIVE SYSTEM C (BALL SCREW TYPE: 3PCS. DRIVE SYSTEM).....	D1-11c
● Y-AXIS DRIVE SYSTEM 1.....	D1-12-1
● Y-AXIS DRIVE SYSTEM 2.....	D1-12-2
● Y-AXIS DRIVE SYSTEM 3.....	D1-12-3
● TENSION BASE.....	D1-13
● THREAD STAND.....	D1-14
● EMBROIDERY FRAME 1.....	D1-15-1
● EMBROIDERY FRAME 2A (X-AXIS DRIVE SYSTEM: TIMING BELT TYPE).....	D1-15-2a
● EMBROIDERY FRAME 2B (X-AXIS DRIVE SYSTEM: BALL SCREW TYPE).....	D1-15-2b
● BAR SWITCH BOX.....	D1-16
● CONTROLLER BOX.....	D1-17
● ELECTRICAL PARTS.....	D1-18
● OPERATION PANEL.....	D1-19

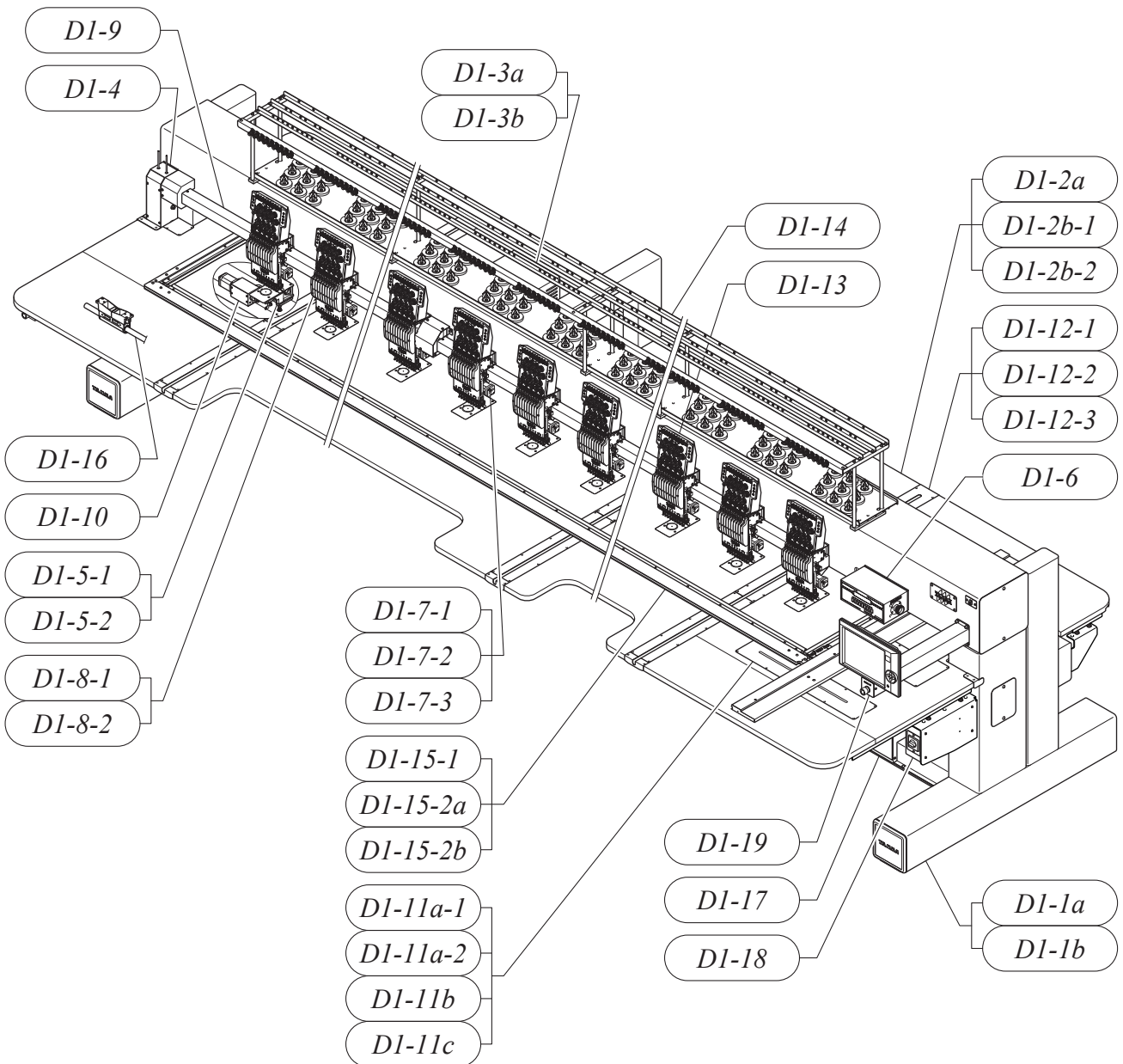
Part Nos. of screws, nuts, washers etc. are listed at the end of volume.

\*Regarding the part number that contains description of @, the part differs depending on model, spec. etc.

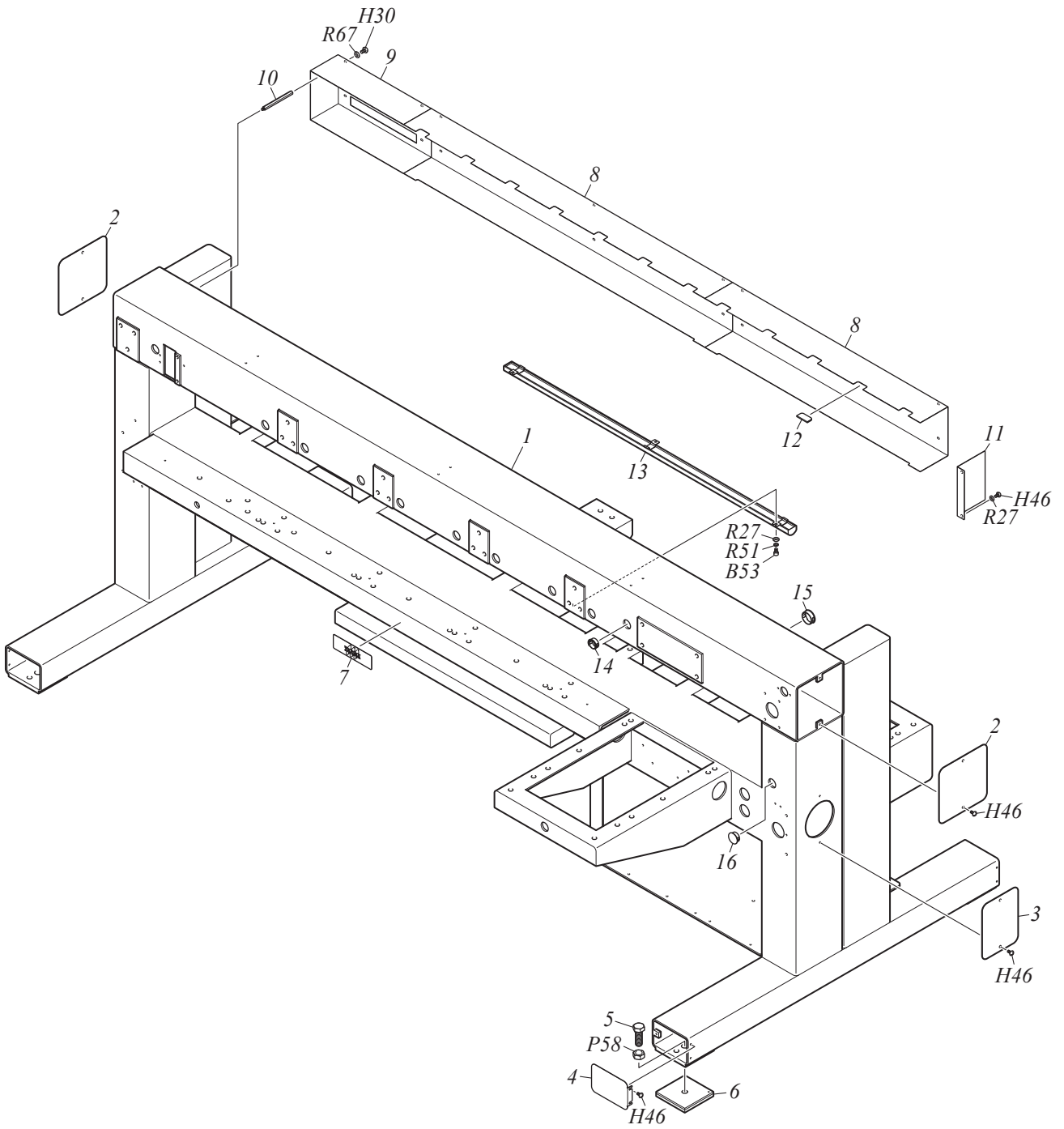
\*When you place an order of such a part, please also inform us of your model, embroidery space and manufacturing number of the machine.

<b>Ex.</b>	TMCR-V0915F	680 x 400S	No.D1901234
	[Model]	[Emb. Space]	[Mfg. No.]

GENERAL VIEW



FRAMING A (M/C TOTAL LENGTH 4355MM OR LESS)



# FRAMING A (M/C Total Length 4355mm or less)

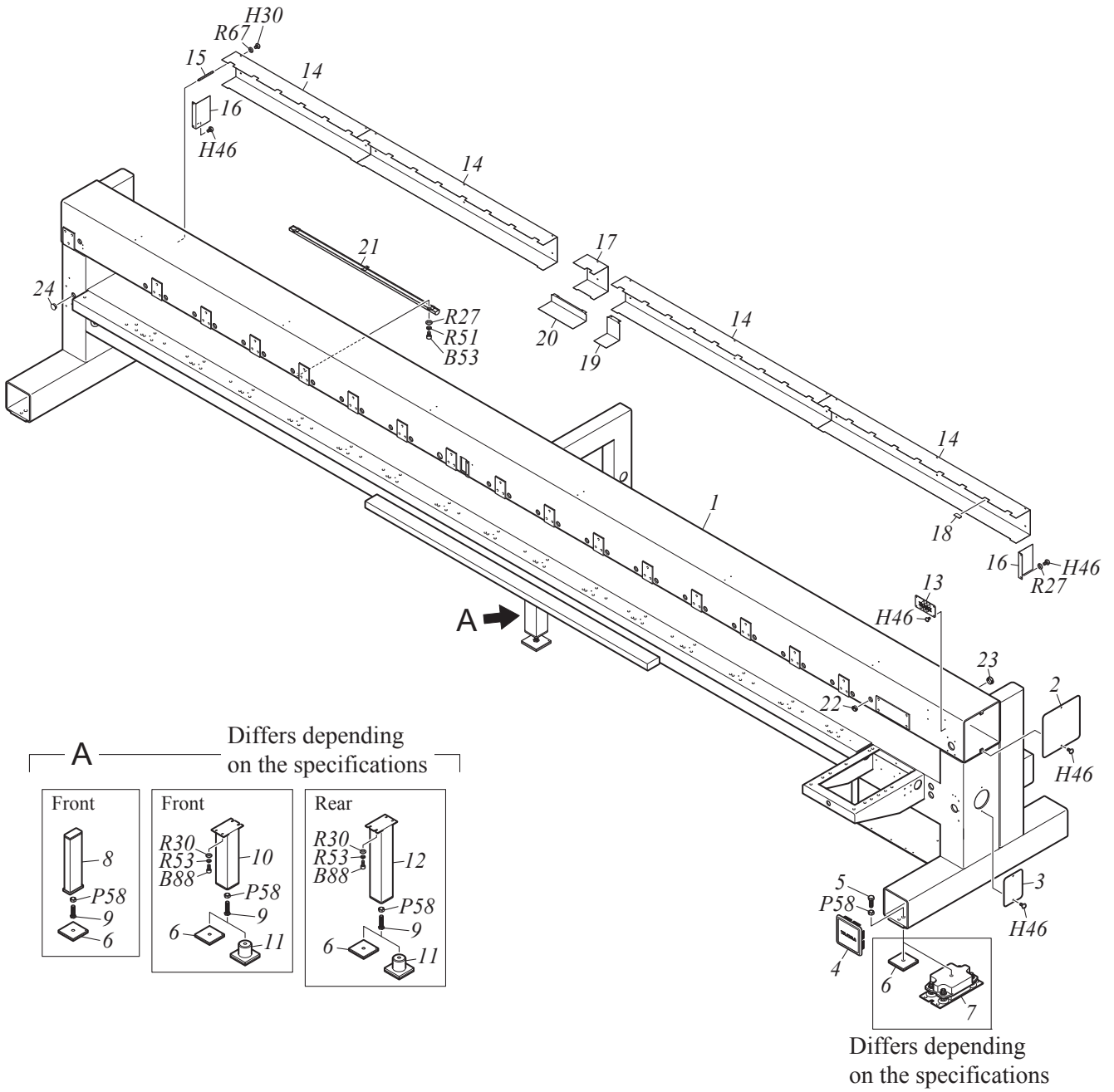
D1-1a

No.	Part Name	Part No.	Remark
1	STAND[A]	MN7@@@@@A20	
2	COVER :200*200	431900030000	
3	COVER :150*200	03041068@000	
4	COVER :100*150	030410780000	
5	LEVELING BOLT :M20*60	030530020000	
6	VIBRATION-PREVENTIVE BASE[S]	03052009@S00	
7	TAJIMA BRAND NAME PLATE	030710120000	
8	WIRING COVER	C301105@@000	
9	COVER :MAIN SHAFT MOTOR	04022089@010	
10	STUD :NO.1 :M6-116	505106090010	
11	WIRING COVER :SIDE	C3011060@000	
12	LID :WIRING	030490010000	
13	LAMP :LED LIGHT :17W/L1200	0J7102200000	
14	BUSHING :HARNESS	0J1501100020	
15	BUSHING :HARNESS :B :40MM DIA.	0J15011B0010	
16	CAP :HARNESS :30MM DIA.	0J1502100010	
17			
18			
19			
20			
21			
22			
23			
24			
25			
26			
27			
28			
29			
30			
31			
32			
33			
34			
35			
36			
37			
38			
39			
40			
41			
42			
43			
44			
45			
46			
47			
48			
49			
50			

Note: As for parts with mark @, please follow our instructions on Table of Contents in your parts order.

(YK04)

FRAMING B (M/C TOTAL LENGTH 4356MM OR MORE)



# FRAMING B (M/C Total Length 4356mm or more)

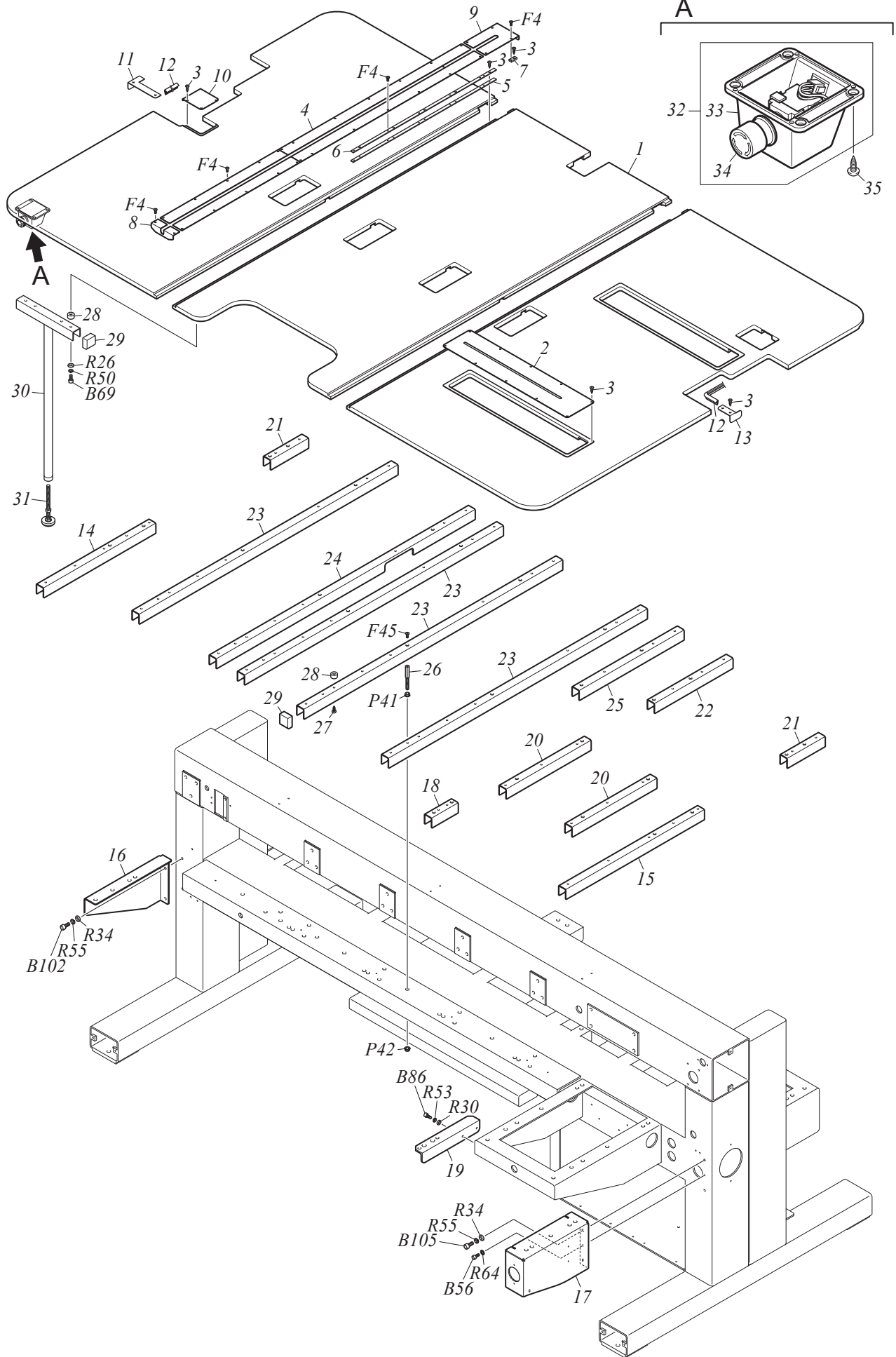
D1-1b

No.	Part Name	Part No.	Remark
1	STAND[A]	MN7@@@@@A10	
2	COVER :SQUARE PIPE	03042009@010	Square Pipe 300*200
2	COVER :SQUARE PIPE	03042012@000	Square Pipe 300*300
2	COVER :SQUARE PIPE	03042019@000	Square Pipe 400*400
3	COVER :150*200	03041068@000	
4	STAND COVER :LOWER :200*200*T9	030410690000	
5	LEVELING BOLT :M20*60	030530020000	
6	VIBRATION-PREVENTIVE BASE[S]	03052009@S00	
7	ANTI-VIBRATION STAND :BU-1000TMA	614100150011	
7	ANTI-VIBRATION STAND :BU-1250TMA	614100160011	
7	ANTI-VIBRATION STAND :BU-2000TMA	614100200011	
8	CENTER SUPPORT :NO.1 :FRONT[S]	03051003@S00	G-spec. M/C, 7m M/C
9	LEVELING BOLT :M20*100	030530090000	
10	CENTER SUPPORT :NO.2	43190010@000	8m or larger M/C
11	SUPPORT BASE[S]	03052001@S00	
12	CENTER SUPPORT :NO.2 :REAR	03051006@000	
13	TAJIMA BRAND NAME PLATE	030710130000	
14	WIRING COVER	C301105@@000	
15	STUD :NO.1 :M6-116	505106090010	
16	WIRING COVER :SIDE	C3011060@000	
17	WIRING COVER :MIDDLE REINFORCED CROSSWISE	C301104@@000	
18	LID :WIRING	030490010000	
19	WIRING COVER :MIDDLE REINFORCING SECTION	C3011080@000	8m or larger M/C
20	WIRING COVER :MAIN SHAFT MOTOR SECTION	C3011090@000	
21	LAMP :LED LIGHT :17W/L1200	0J7102200000	
22	BUSHING :HARNESS	0J1501100020	
23	BUSHING :HARNESS :B :40MM DIA.	0J15011B0010	
24	CAP :HARNESS :30MM DIA.	0J1502100010	
25			
26			
27			
28			
29			
30			
31			
32			
33			
34			
35			
36			
37			
38			
39			
40			
41			
42			
43			
44			
45			
46			

Note: As for parts with mark @, please follow our instructions on Table of Contents in your parts order.

(XL12)

TABLE A (M/C TOTAL LENGTH 4355MM OR LESS)





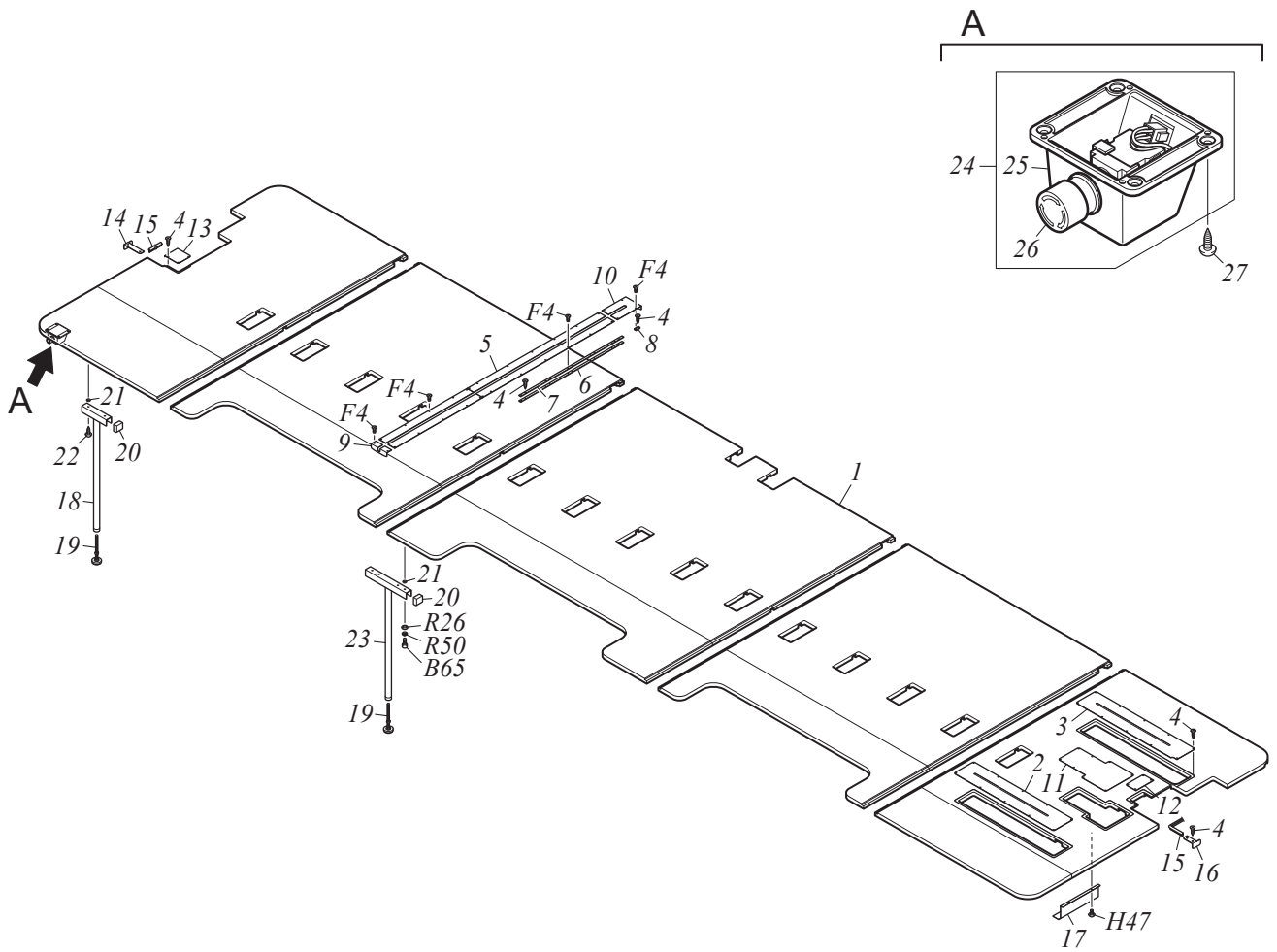
**TABLE A (M/C Total Length 4355mm or less)**

D1-2a

No.	Part Name	Part No.	Remark
1	TABLE	2N7@@@@@030	
2	TABLE COVER :NO.4 :A :X	13040001@100	
3	COUNTERSUNK TAPPING SCREW :3P*12	S550031201MZ	
3	COUNTERSUNK TAPPING SCREW :3P*16	S550031601MZ	
4	TABLE COVER :Y550 OR LESS	13111035@100	X: 210mm or more
4	TABLE COVER :Y550 OR LESS/162.4P	13111036@100	X: 162.4mm
4	TABLE COVER :Y550 OR LESS/200P	13112008@100	X: 200mm
4	TABLE COVER :Y680-/C4	13161015@110	X: 210mm or more
4	TABLE COVER :Y680-/162.4P/C4	13161016@110	X: 162.4mm
4	TABLE COVER :Y680-/200P/C4	13162004@110	X: 200mm
5	SPACER LOWER :TABLE COVER REAR :Y450-	13510003@000	
6	SPACER :TABLE COVER REAR :A :Y450-	13510004@000	
7	SPACER :TABLE COVER REAR :B	135100050000	
8	TABLE COVER :FRONT	132110090100	
9	TABLE COVER :REAR	132110100100	
10	TABLE COVER :N-COUPLING :B	134290110000	
11	GUIDE :FABRIC :C :L	03063006C000	
12	RUBBER BUSHING :TABLE[S]	03063010@S00	
13	GUIDE :FABRIC :A :R	03063006A000	
14	TABLE SUPPORT :NO.1 :L	15012022@070	
15	TABLE SUPPORT :NO.1 :R	15012034@000	
16	TABLE SUPPORT :NO.2 :L	15021018@000	
17	TABLE SUPPORT :NO.2 :R	15021017@010	
18	TABLE SUPPORT :NO.3	15031009@070	
19	TABLE SUPPORT :NO.3 :L	15031032@050	
20	TABLE SUPPORT :NO.3	15031011@060	
21	TABLE SUPPORT :NO.4	15041009@070	
22	TABLE SUPPORT :NO.4	15042012@000	
23	TABLE SUPPORT :NO.5 :L1374	15052082@000	
24	TABLE SUPPORT :NO.5 :SBC :R :L1374	15052087@000	
25	TABLE SUPPORT :NO.6 :L556	15062015@000	
26	STUD :NO.1 :M10-50	505110010010	
27	TRUSS HEAD TAPPING SCREW :5P*30	S530053001SD	
28	COLLAR :TABLE SUPPORT	152150040000	
29	CAP :TABLE SUPPORT :47	152150100010	
30	TABLE SUPPORT :34MM DIA./W300[S]	03054014@S10	Y: 750mm or more
31	ADJUSTER BOLT :D-B3 12*150	614100250000	
32	SWITCH BOX :EMERGENCY STOP[A]	0J0605700A00	
33	SWITCH BOX :EMERGENCY STOP	030230250000	
34	SWITCH :EMERGENCY STOP[A]	0J0605500A00	
35	TRUSS HEAD TAPPING SCREW :4P*20	S530042001SD	
36			
37			
38			
39			
40			
41			
42			
43			
44			

Note: As for parts with mark @, please follow our instructions on Table of Contents in your parts order.

(YK05)



**TABLE B1 (M/C Total Length 4356mm or more)**

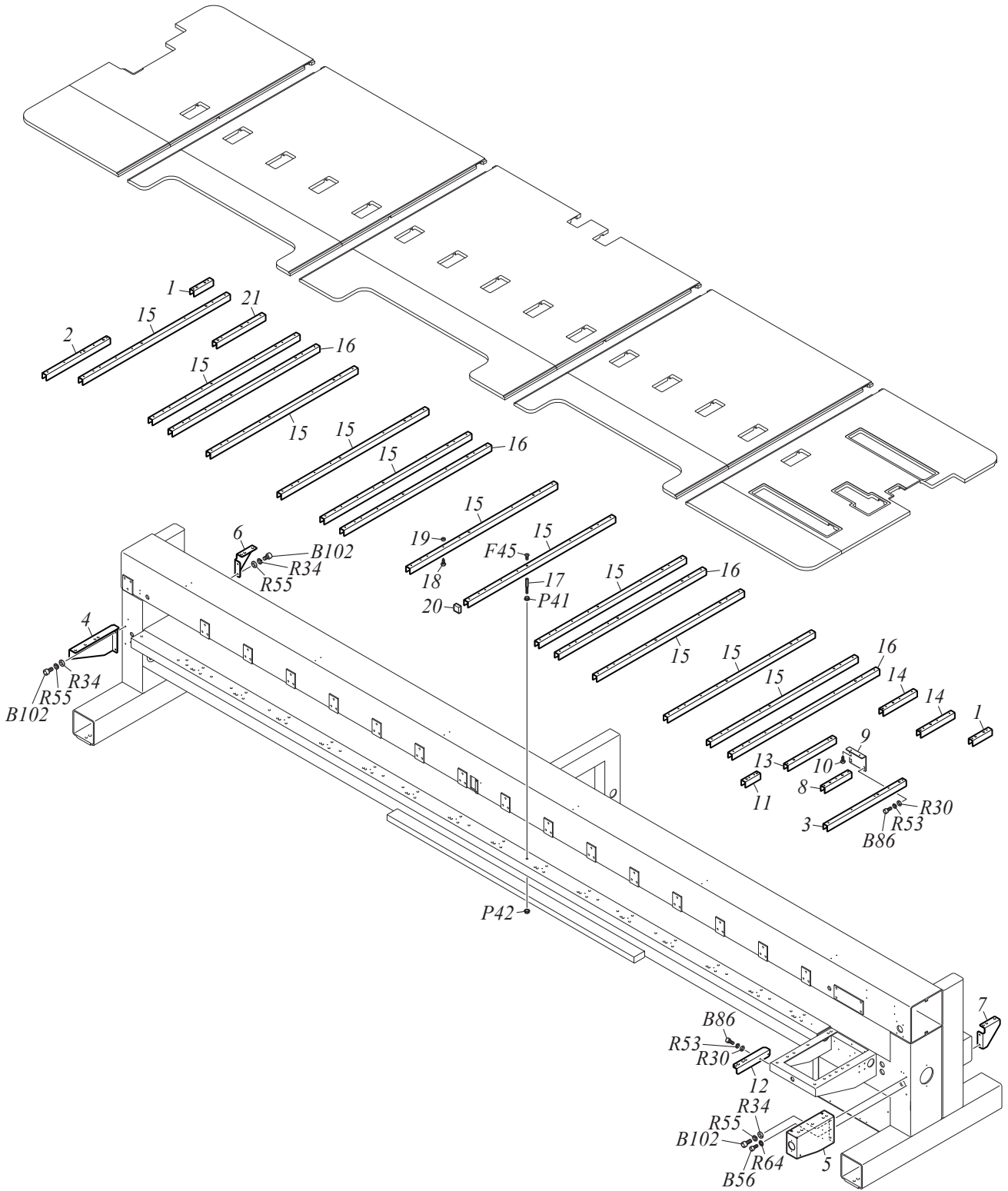
DI-2b-1

No.	Part Name	Part No.	Remark
1	TABLE	2N7@@@@@010	
2	TABLE COVER :NO.4 :A :X	13040001@100	
2	TABLE COVER :NO.3 :A :X	13030001@110	G-spec. or lager M/C
3	TABLE COVER :NO.4 :A :X	13040001@100	
3	TABLE COVER :NO.4 :C :X	13040003@100	Standard M/C with X: 581mm or more
3	TABLE COVER :NO.3 :B :X	13030002@120	G-spec. or lager M/C
3	TABLE COVER :NO.3 :C :X	13030003@110	G-spec. or larger M/C with X: 581mm or more
4	COUNTERSUNK TAPPING SCREW :3P*12	S550031201MZ	
4	COUNTERSUNK TAPPING SCREW :3P*16	S550031601MZ	
5	TABLE COVER :Y550 OR LESS	13111035@100	X: 210mm or more
5	TABLE COVER :Y550 OR LESS/162.4P	13111036@100	X: 162.4mm
5	TABLE COVER :Y550 OR LESS/200P	13112008@100	X: 200mm
5	TABLE COVER :Y680-/C4	13161015@110	X: 210mm or more
5	TABLE COVER :Y680-/162.4P/C4	13161016@110	X: 162.4mm
5	TABLE COVER :Y680-/200P/C4	13162004@110	X: 200mm
6	SPACER LOWER :TABLE COVER REAR :Y450-	13510003@000	
7	SPACER :TABLE COVER REAR :A :Y450-	13510004@000	
8	SPACER :TABLE COVER REAR :B	135100050000	
9	TABLE COVER :FRONT	131110330100	
10	TABLE COVER :REAR	131110340100	
11	COVER :X MOTOR	0F1230030000	G-spec. or lager M/C
11	COVER :X MOTOR	0F1230230000	G-spec. or larger M/C with X: 581mm or more
12	COVER :X-BELT	0F1230040000	G-spec. or lager M/C
12	COVER :X-BELT	0F1230290000	8.5m or larger M/C with Y: 1500mm or more
13	TABLE COVER :N-COUPLING :A	134290100000	X: less than 200mm
13	TABLE COVER :N-COUPLING :B	134290110000	X: 200mm or more
14	GUIDE :FABRIC :B :L	03063006B000	
15	RUBBER BUSHING :TABLE[S]	03063010@S00	
16	GUIDE :FABRIC :A :R	03063006A000	
17	COVER :TIMING BELT	0F123022@000	
18	TABLE SUPPORT :34MM DIA./W180[S]	03054013@S10	
19	ADJUSTER BOLT :D-B3 12*150	614100250000	
20	CAP :TABLE SUPPORT :47	152150100010	
21	COLLAR :TABLE SUPPORT :E	15215005E000	
22	TRUSS HEAD TAPPING SCREW :5P*20	S530052001SD	
23	TABLE SUPPORT :34MM DIA./W300[S]	03054014@S10	
24	SWITCH BOX :EMERGENCY STOP[A]	0J0605700A00	
25	SWITCH BOX :EMERGENCY STOP	030230250000	
26	SWITCH :EMERGENCY STOP[A]	0J0605500A00	
27	TRUSS HEAD TAPPING SCREW :4P*20	S530042001SD	
28			
29			
30			
31			
32			
33			
34			
35			
36			
37			

Note: As for parts with mark @, please follow our instructions on Table of Contents in your parts order.

(YK05)

TABLE B2 (M/C TOTAL LENGTH 4356MM OR MORE)



**TABLE B2 (M/C Total Length 4356mm or more)**

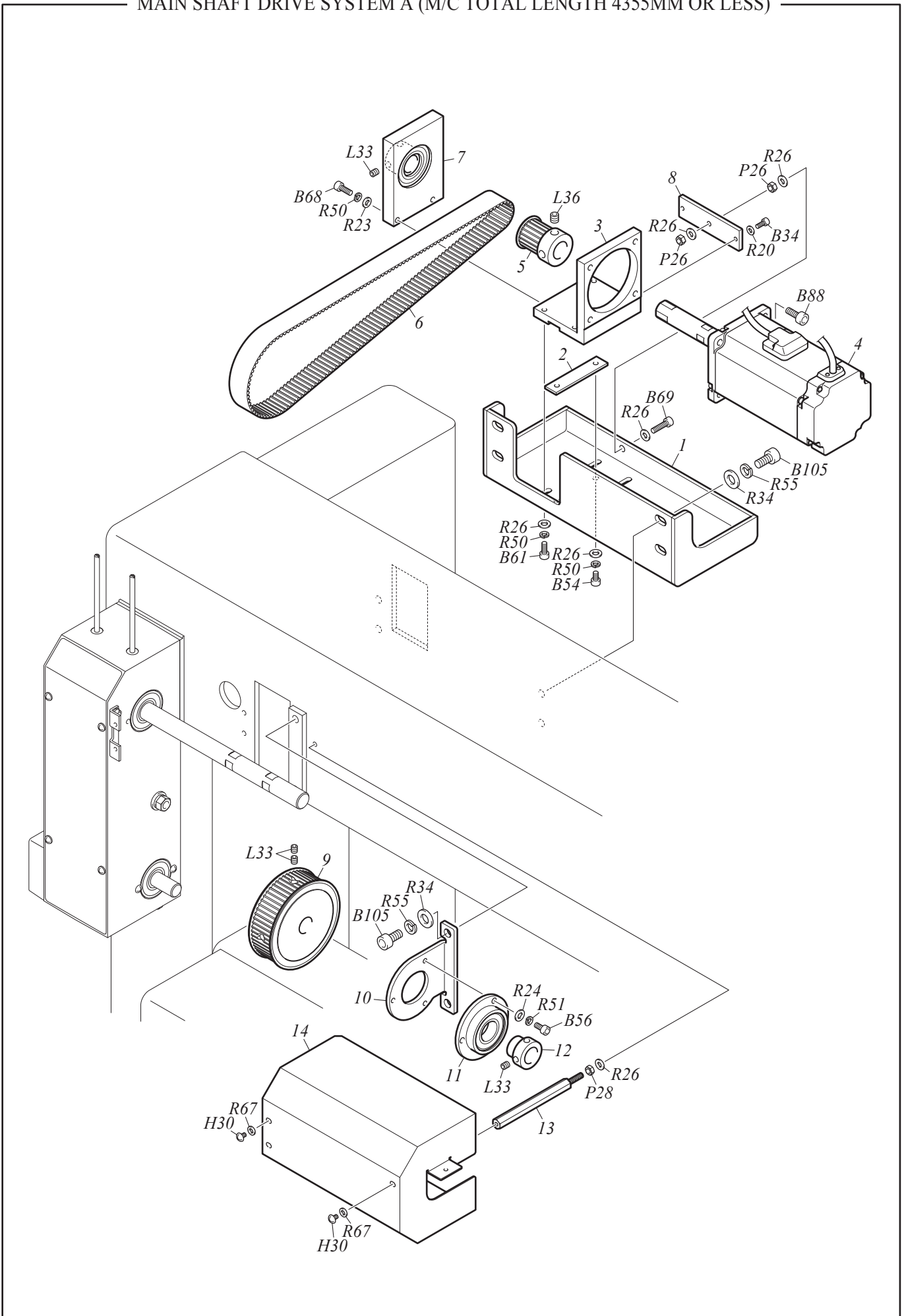
DI-2b-2

No.	Part Name	Part No.	Remark
1	TABLE SUPPORT :NO.1	15012033@000	
2	TABLE SUPPORT :NO.1 :L	15012022@070	
3	TABLE SUPPORT :NO.1 :R	15012034@000	
4	TABLE SUPPORT :NO.2 :L	15021018@000	
5	TABLE SUPPORT :NO.2 :R	15021017@010	
6	TABLE SUPPORT :NO.2 :L	15021020@000	
7	TABLE SUPPORT :NO.2 :R	15021019@000	
8	TABLE SUPPORT :NO.3	15031002@060	
9	TABLE SUPPORT :NO.3	15031003@050	
10	TRUSS HEAD TAPPING SCREW :5P*25	S530052501SD	
11	TABLE SUPPORT :NO.3	15031009@070	
12	TABLE SUPPORT :NO.3 :L	15031032@050	
13	TABLE SUPPORT :NO.3	15031011@060	
14	TABLE SUPPORT :NO.4	15042011@000	
15	TABLE SUPPORT :NO.5 :L1374	15052082@000	
16	TABLE SUPPORT :NO.5 :SBC :L :L1374	15052086@000	
17	STUD :NO.1 :M10-50	505110010010	
18	TRUSS HEAD TAPPING SCREW :5P*30	S530053001SD	
19	COLLAR :TABLE SUPPORT :25MM DIA.	152150210000	
20	CAP :TABLE SUPPORT :47	152150100010	
21	TABLE SUPPORT :NO.6 :L456	15062014@000	
22			
23			
24			
25			
26			
27			
28			
29			
30			
31			
32			
33			
34			
35			
36			
37			
38			
39			
40			
41			
42			
43			
44			
45			
46			
47			
48			
49			
50			

Note: As for parts with mark @, please follow our instructions on Table of Contents in your parts order.

(XL12)

MAIN SHAFT DRIVE SYSTEM A (M/C TOTAL LENGTH 4355MM OR LESS)



# MAIN SHAFT DRIVE SYSTEM A (M/C Total Length 4355mm or less)

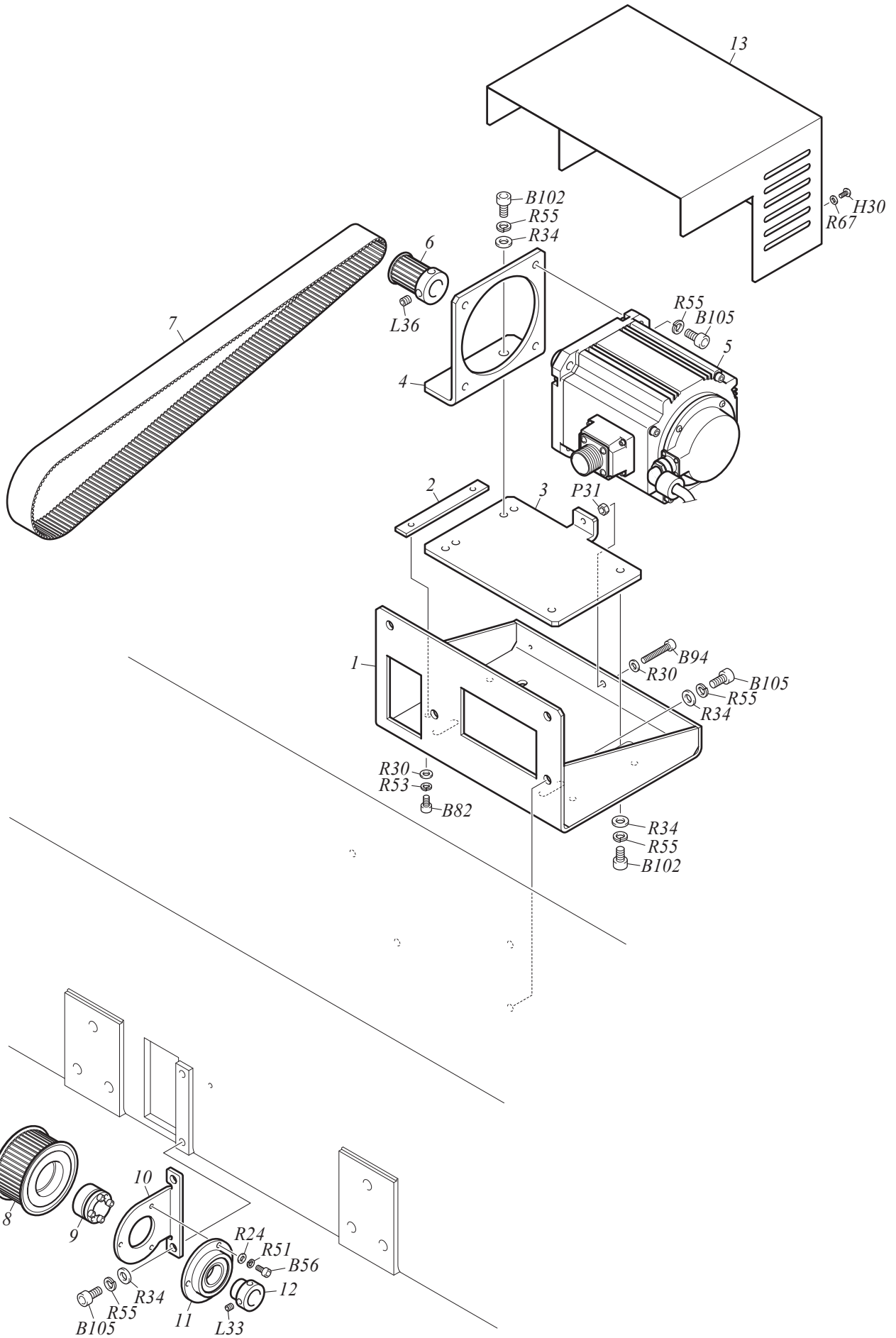
D1-3a

No.	Part Name	Part No.	Remark
1	BRACKET :MAIN SHAFT MOTOR	040220820000	
2	PLATE NUT :B	0G6210030000	
3	BASE :MAIN SHAFT MOTOR	040220830000	
4	SERVO MOTOR :750W :SFLAG	0J6301600010	
5	TIMING PULLEY :W25-20[S]	501454110S00	
6	TIMING BELT :SPTG :W25-S5M0830/G	623400410000	
7	BEARING CASE :MAIN SHAFT MOTOR[S]	440220020S00	
8	PLATE :MAIN SHAFT TENSION	040220670020	
9	TIMING PULLEY[S]	501457030S00	
10	BRACKET :NO.2 BEARING CASE :7	040440017000	
11	BEARING CASE :NO.2 :22MM DIA.[S]	508222020S00	
12	BEARING COLLAR :18MM DIA.	502718010010	
13	STUD :NO.1 :M5-100	505105190000	
14	COVER :MAIN SHAFT PULLEY	040220880000	
15			
16			
17			
18			
19			
20			
21			
22			
23			
24			
25			
26			
27			
28			
29			
30			
31			
32			
33			
34			
35			
36			
37			
38			
39			
40			
41			
42			
43			
44			
45			
46			
47			
48			
49			
50			

Note: As for parts with mark @, please follow our instructions on Table of Contents in your parts order.

(XL12)

MAIN SHAFT DRIVE SYSTEM B (M/C TOTAL LENGTH 4356MM OR MORE)





## MAIN SHAFT DRIVE SYSTEM B (M/C Total Length 4356mm or more)

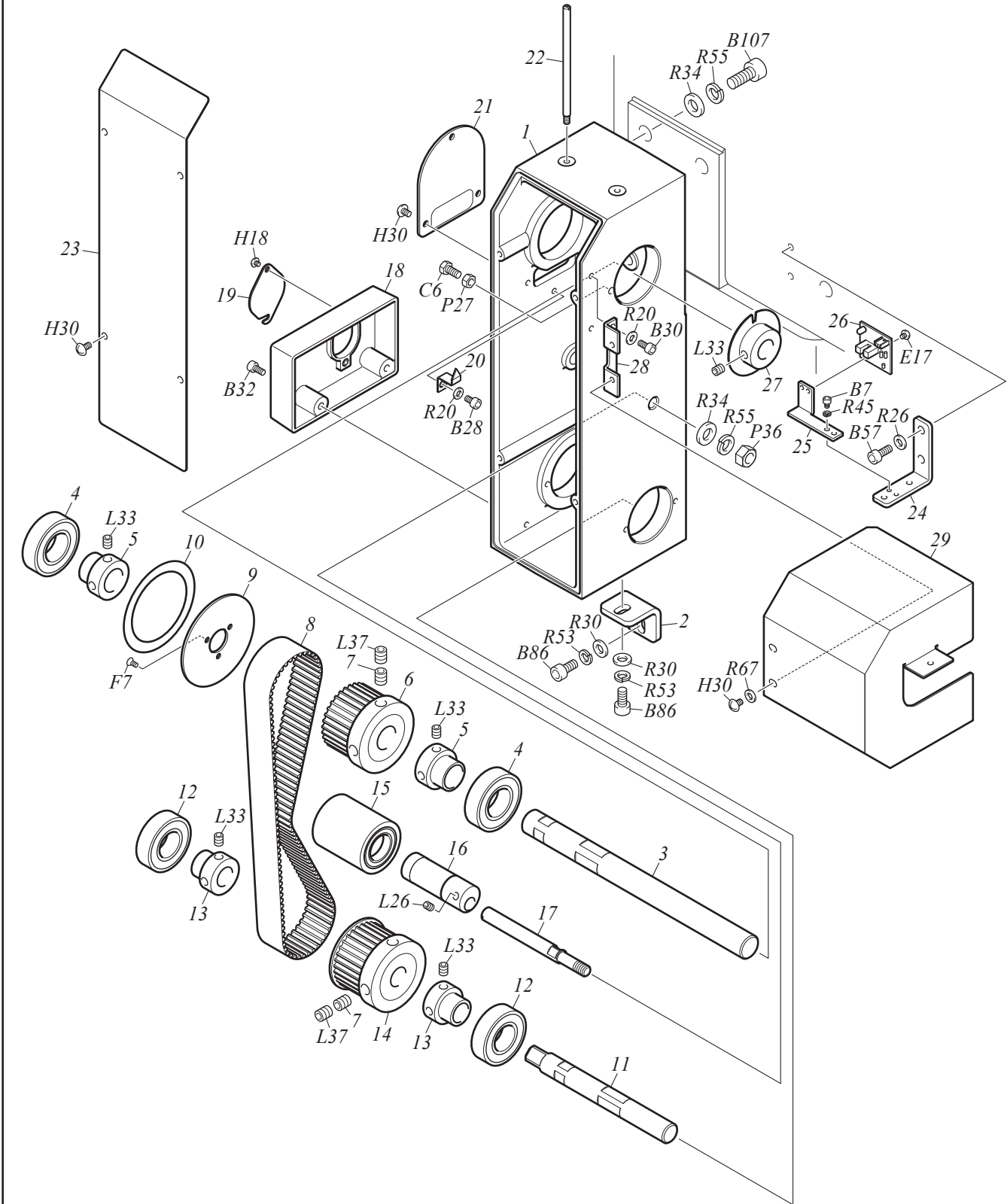
D1-3b

No.	Part Name	Part No.	Remark
1	BRACKET :MAIN MOTOR	040210850000	
2	GUIDE :MAIN MOTOR BASE	040210320000	
3	BASE :MAIN MOTOR :LOWER	040210880000	
4	BASE :MAIN MOTOR :UPPER	040210870000	
5	SERVO MOTOR :1.5KW :SFLAG	0J6301500000	
6	TIMING PULLEY :W35-20	501472020010	
7	TIMING BELT :SPTG :W35-S5M0900/G	623500050000	Square Pipe 300*200
7	TIMING BELT :SPTG :W35-S5M1085/G	623500110000	Square Pipe 300*300
7	TIMING BELT :SPTG :W35-S5M1290/G	623500940000	Square Pipe 400*400
8	TIMING PULLEY :W35-48[S]	501473050S00	
9	STAR LOCK :STL21F18*35	504818010000	
10	BRACKET :NO.2 BEARING CASE :7	040440017000	
11	BEARING CASE :NO.2 :22MM DIA.[S]	508222020S00	
12	BEARING COLLAR :18MM DIA.	502718010010	
13	COVER :MAIN MOTOR[S]	04021086@S10	
14			
15			
16			
17			
18			
19			
20			
21			
22			
23			
24			
25			
26			
27			
28			
29			
30			
31			
32			
33			
34			
35			
36			
37			
38			
39			
40			
41			
42			
43			
44			
45			
46			
47			
48			

Note: As for parts with mark @, please follow our instructions on Table of Contents in your parts order.

(XL12)

ROTARY HOOK SHAFT TRANSMISSION BOX



# ROTARY HOOK SHAFT TRANSMISSION BOX

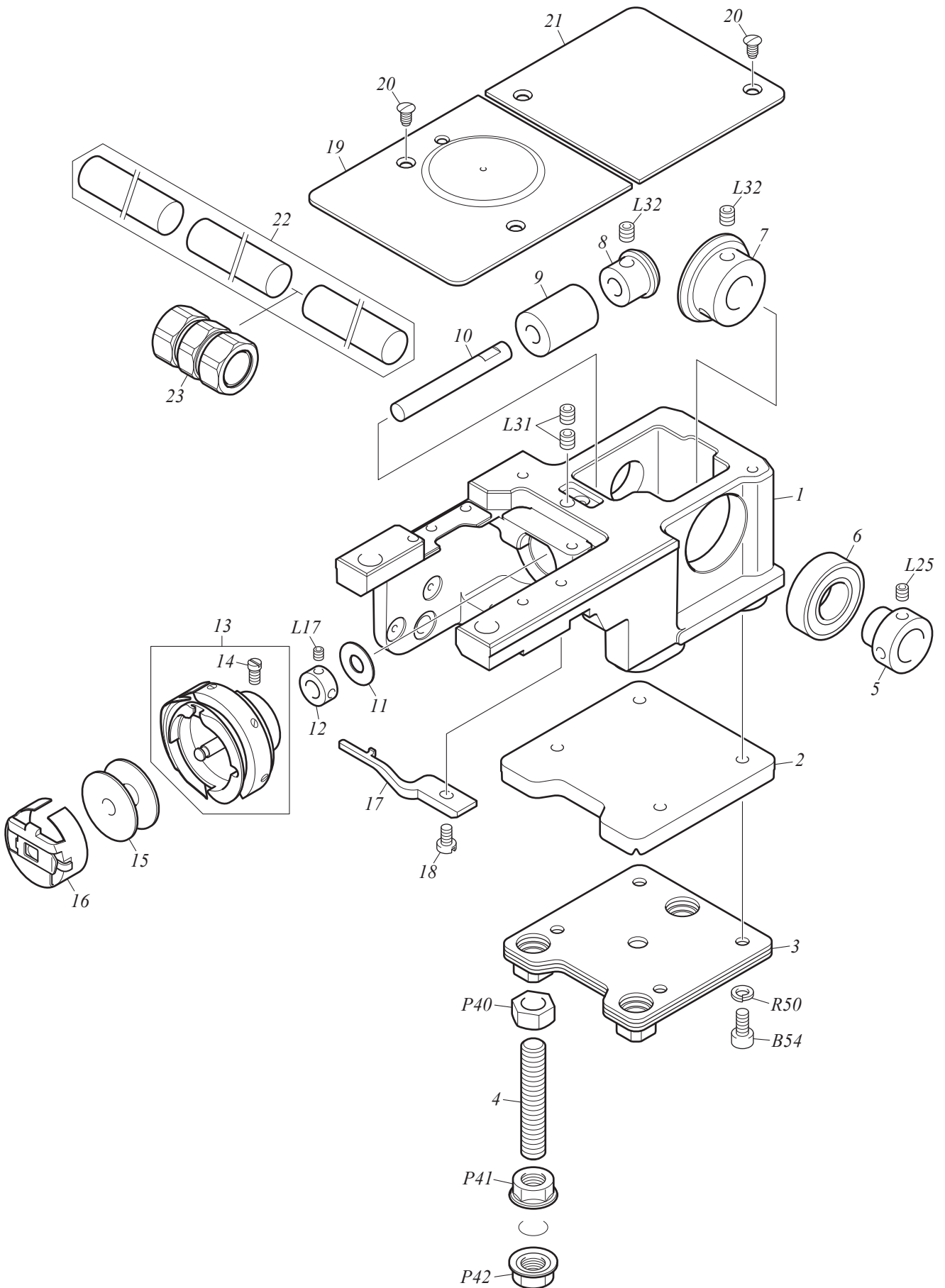
D1-4

No.	Part Name	Part No.	Remark
1	TRANSMISSION BOX	04011020@000	
2	BRACKET :TRANSMISSION BOX	040120650000	
3	BASE SHAFT :MAIN :C	040121200010	M/C Total Length 4355mm or less
3	BASE SHAFT :MAIN :A	040120240000	M/C Total Length 4356mm or more
4	BEARING :60/22ZZ	630200040000	
5	BEARING COLLAR :18MM DIA.	502718010010	
6	TIMING PULLEY :W25-32	501459010000	
7	SPECIAL SCREW :UNBRAKO :KCP :M8*8	690200010000	
8	TIMING BELT :SPTG :W25-S5M0600/G	623400180000	
9	BASE :ANGLE INDICATOR	040120260000	
10	ANGLE INDICATOR	040420230010	
11	BASE SHAFT :ROTARY HOOK	040120570010	
12	BEARING :6004ZZ	630200090000	
13	BEARING COLLAR :15MM DIA.	502715050010	
14	TIMING PULLEY :W25-32	501459030040	
15	FLAT PULLEY :40MM DIA.[S]	501903040S20	
16	STRAIGHT PIN E :TENSION PULLEY	040120640010	
17	SCREW WITH PIN :NO.1 :M8-74.5	513110030010	
18	COVER :HANDLE	04012058@050	
19	LID :HANDLE	04012055@030	
20	POINTER	040120350000	
21	CLEAR PLATE	040120630000	
22	SCREW WITH PIN :NO.1 :M4-93	513104040000	
23	COVER :TRANSMISSION BOX	04012034@000	
24	BASE :SENSOR :WITH SPACER	040360030010	
25	BRACKET :SENSOR	040360020010	
26	CARD :PHOTO-INTERRUPTER	0J4204500000	
27	ROTATING DETECTING PLATE[S]	040360050S10	
28	BRACKET :BOX :A	040230080010	
29	SHAFT COVER :LEFT-SIDE :B	C30340200000	
30			
31			
32			
33			
34			
35			
36			
37			
38			
39			
40			
41			
42			
43			
44			
45			
46			
47			
48			
49			

Note: As for parts with mark @, please follow our instructions on Table of Contents in your parts order.

(XL12)

ROTARY HOOK BASE 1



# ROTARY HOOK BASE 1

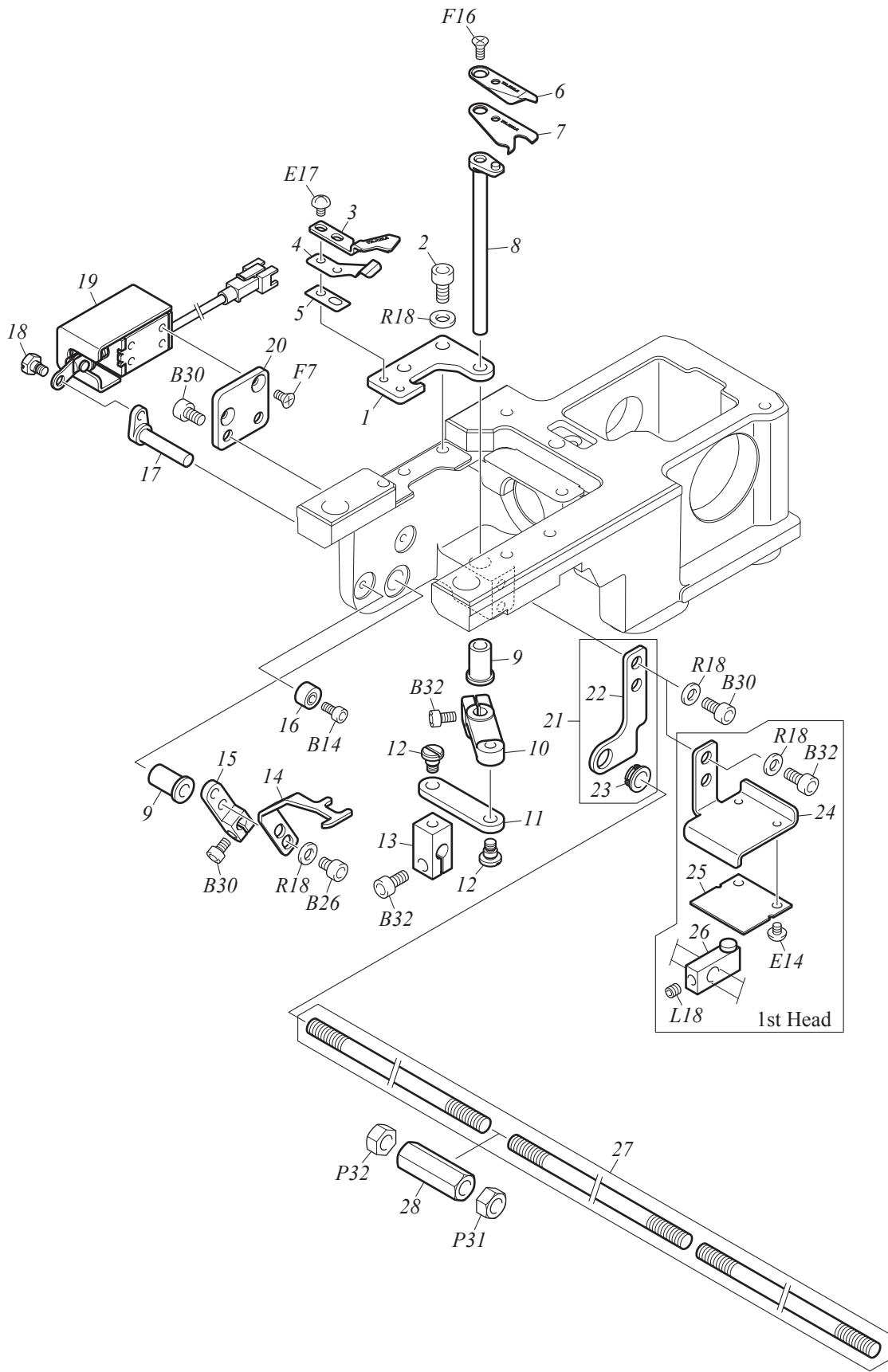
DI-5-1

No.	Part Name	Part No.	Remark
1	ROTARY HOOK BASE :REGULAR ROTARY HOOK :DAMPER/LB	050110200000	
2	COVER :DAMPER	050310150000	
3	DAMPER :ROTARY HOOK BASE[S]	050310130S20	
4	STRAIGHT BOLT :M10*55	511G10010020	
5	BEARING COLLAR :15MM DIA.	502715080000	
6	BEARING :6003ZZ	630200080000	
7	SPIRAL BEVEL GEAR :NO.1 :28T	506528030000	
8	SPIRAL BEVEL GEAR :NO.1 :14T	506514030000	
9	OIL-BUSHING :NO.1 :7.94MM DIA.	509179010000	
10	SHAFT :ROTARY HOOK	050310090010	
11	PLAIN WASHER :7.94*19*T0.8	519108030000	
12	STOPPER COLLAR :7.94MM DIA.	502107010020	
13	ROTARY HOOK :KHS12-RYPTFS2OE	050230090020	
14	ROTARY HOOK SET SCREW :11/64*7.2	050290020000	
15	BOBBIN :REGULAR ROTARY HOOK	050260010020	
16	BOBBIN CASE :REGULAR ROTARY HOOK :THREAD GUIDE L	050240170010	
17	ROTARY HOOK SUPPORT :REGULAR ROTARY HOOK	050310170000	
18	FLAT FILLISTER HEAD SCREW :11/64*9	511154030000	
19	NEEDLE PLATE :2MM DIA.	050340090020	
19	NEEDLE PLATE :2.5MM DIA.	050340093000	
19	NEEDLE PLATE :2.5MM DIA./12MM DIA. * DENT 0.7MM	050340620000	Looping measures
20	ROUND COUNTERSUNK HEAD SCREW :11/64*8.4B	511554010000	
21	TOP LID	050310060020	
22	R. H. BASE CONNECTING SHAFT :15MM DIA.	QN7@02@@0000	
23	N-COUPLING :N-15-15	504715010000	
24			
25			
26			
27			
28			
29			
30			
31			
32			
33			
34			
35			
36			
37			
38			
39			
40			
41			
42			
43			
44			
45			
46			
47			
48			

Note: As for parts with mark @, please follow our instructions on Table of Contents in your parts order.

(ZJ06)

ROTARY HOOK BASE 2



# ROTARY HOOK BASE 2

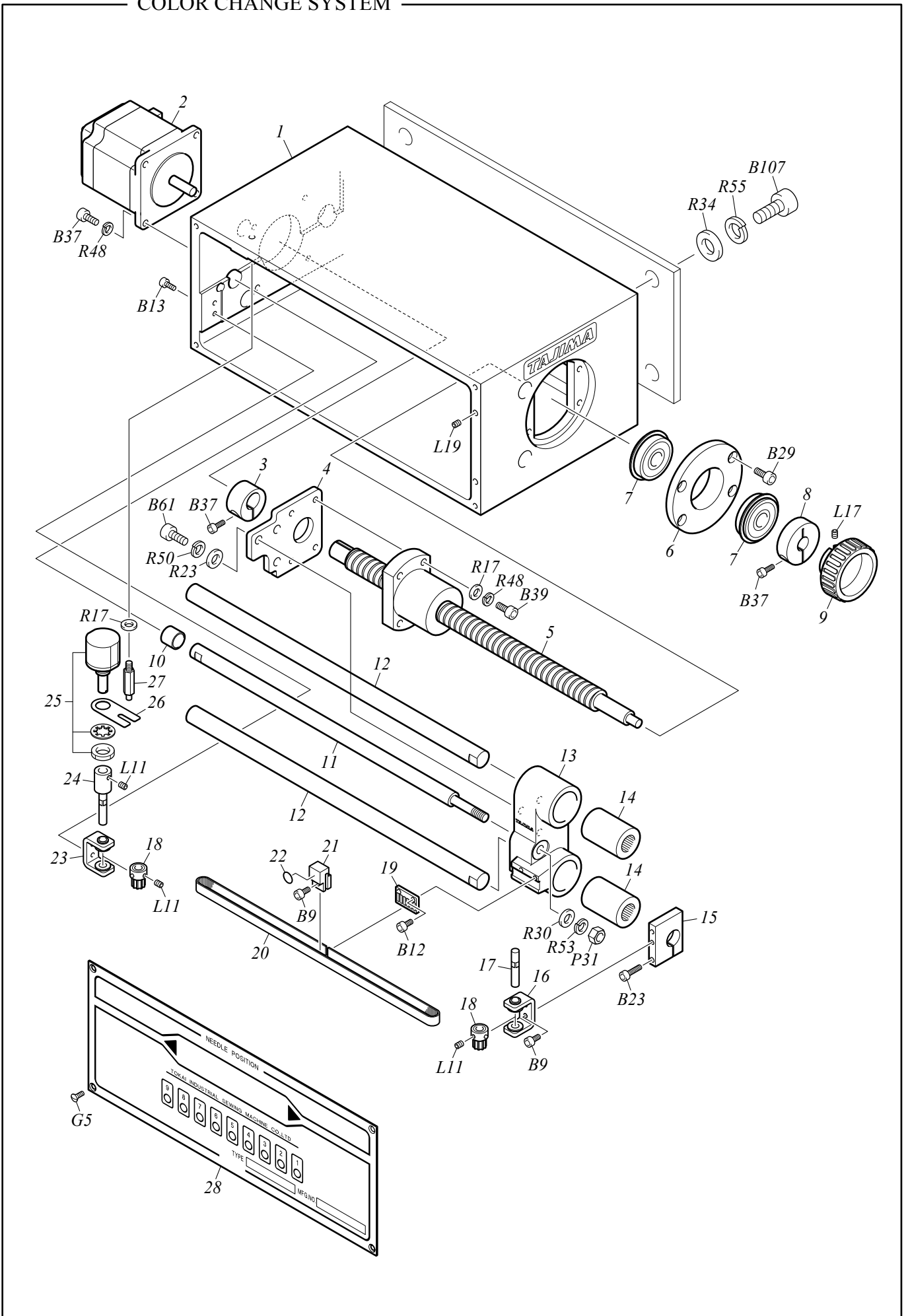
DI-5-2

No.	Part Name	Part No.	Remark
1	BASE :FIXED KNIFE	050320300000	
2	HEXAGON SOCKET HEAD CAP SCREW :11/64*10	511954010000	
3	FIXED KNIFE :REVERSE MOVE 2-BLADE TYPE	050320900030	
4	UNDER THREAD PRESSER :HOOK SEPARATING TYPE	050321420000	
4	UNDER THREAD PRESSER :UBC2	0L0340190000	M/C equipped with UBCII, SBC
5	SPACER :FIXED KNIFE :T0.05	510100080000	M/C equipped with UBCII, SBC
6	MOVABLE KNIFE :REVERSE MOVE 2-BLADE TYPE	050320880020	
7	THREAD SEPARATING PLATE :HOOK SEPARATING TYPE	050321430010	
8	SHAFT :MOVABLE KNIFE[S]	050320450S60	
9	OIL-BUSHING :NO.2 :5MM DIA.	509205010000	
10	LEVER :MOVABLE KNIFE	050320680000	
11	CONNECTING PLATE :MOVABLE KNIFE LEVER	050320690000	
12	STEPPED SCREW :NO.1 :M4*6.7	512104100040	
13	CLAMP :ATH ROD	050320390010	
14	PICKER :ROTARY HOOK	050321400020	
15	BRACKET :PICKER	050320230000	
16	DAMPER RING :3MM DIA. E	050320470010	
17	SHAFT :PICKER	050320870000	
18	STEPPED SCREW :NO.1 :9/64*5.5	512153070000	
19	SOLENOID :OPEN FRAME[A]	0J6600200A00	
20	BRACKET :PICKER SOLENOID	050320250000	
21	HOLDER :ATH ROD[A]	050320310A10	
22	HOLDER :ATH ROD	050320310010	
23	SPLIT COLLAR :PRESSER FOOT	090460040030	
24	BRACKET :PROXIMITY SWITCH	050320370010	
25	CARD :MAGNETIC SENSOR A	0J4204400000	
26	MAGNET BLOCK[S]	050320380S10	
27	ATH ROD :6MM DIA.	QR7@05@@0010	
28	SCREW JOINT :M6	504506010010	
29			
30			
31			
32			
33			
34			
35			
36			
37			
38			
39			
40			
41			
42			
43			
44			
45			
46			
47			
48			
49			

Note: As for parts with mark @, please follow our instructions on Table of Contents in your parts order.

(XL12)

COLOR CHANGE SYSTEM





# COLOR CHANGE SYSTEM

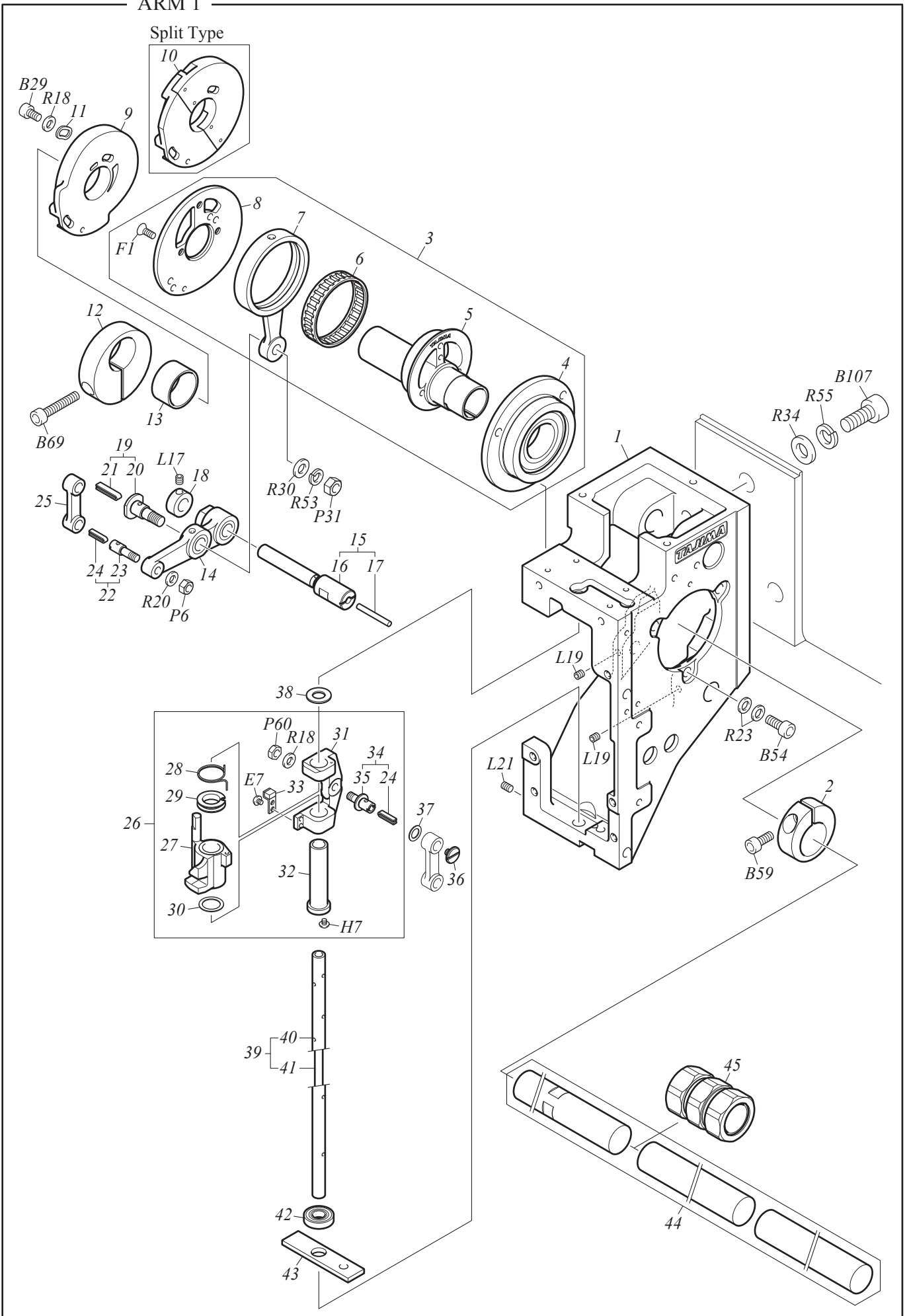
D1-6

No.	Part Name	Part No.	Remark
1	CHANGE BOX :47ST :06-NEEDLE	070310041000	
1	CHANGE BOX :47ST :09-12-NEEDLE	070310031000	
1	CHANGE BOX :47ST :15-NEEDLE	070310051000	
2	PULSE MOTOR :56 SQUARE 54L :WITH SENSOR[A]	0J6110400A00	
3	TIGHTENING COLLAR :12MM DIA.	502212020000	
4	BASE :BALL SCREW	070320140010	
5	BALL SCREW :CHANGE	07032012@000	
6	BEARING CASE :BALL SCREW	070320080000	
7	BEARING :6200ZZNR	630300050000	
8	TIGHTENING COLLAR :10MM DIA.	502210040000	
9	KNOB :C	08052001C010	
10	OIL-BUSHING :NO.1 :MB1010DU	638100200000	
11	BASE ROD :CHANGE	07032018@020	
12	GUIDE SHAFT	07032010@000	
13	DRIVE BLOCK :CHANGE ROD	070320130000	
14	SLIDE BEARING :E-12	662100050000	
15	BRACKET :PULLEY BEARING CASE	070320160000	
16	BEARING CASE :TIMING PULLEY :A[S]	070320010S00	
17	STRAIGHT PIN :NO.2	503102190010	
18	TIMING PULLEY :W6-10	501221010000	
19	BELT CATCHER :S3M	070320050000	
20	TIMING BELT :SPTG :W6-S3M0306/G	621190010000	6-Needle
20	TIMING BELT :SPTG :W6-S3M0486/G	621190020000	9, 12-Needle
20	TIMING BELT :SPTG :W6-S3M0576/G	621190030000	15-Needle
21	BASE :NEEDLE POSITION INDICATOR	070320150000	
22	LABEL :NEEDLE POSITION INDICATION :8MM DIA.	690300010010	
23	BEARING CASE :TIMING PULLEY :B[S]	070320020S00	
24	STEPPED PIN :NO.2	503202050010	
25	POTENTIOMETER	640900010001	
26	BRACKET :POTENTIOMETER	0C0420020010	
27	STUD :NO.4 :M4-23	505404010020	
28	MAIN NAME PLATE :TMCR-VF	14N7@0020000	
29			
30			
31			
32			
33			
34			
35			
36			
37			
38			
39			
40			
41			
42			
43			
44			
45			
46			

Note: As for parts with mark @, please follow our instructions on Table of Contents in your parts order.

(YK11)

ARM 1



# ARM 1

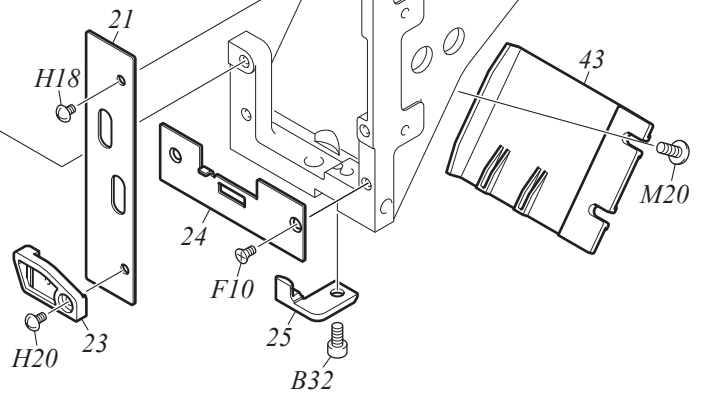
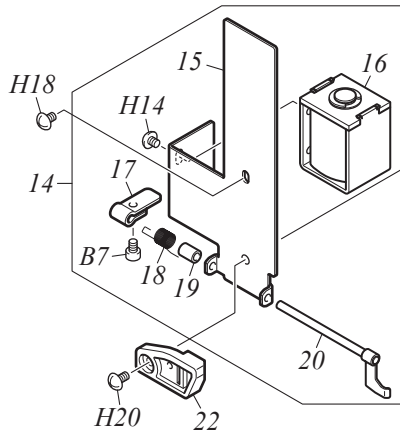
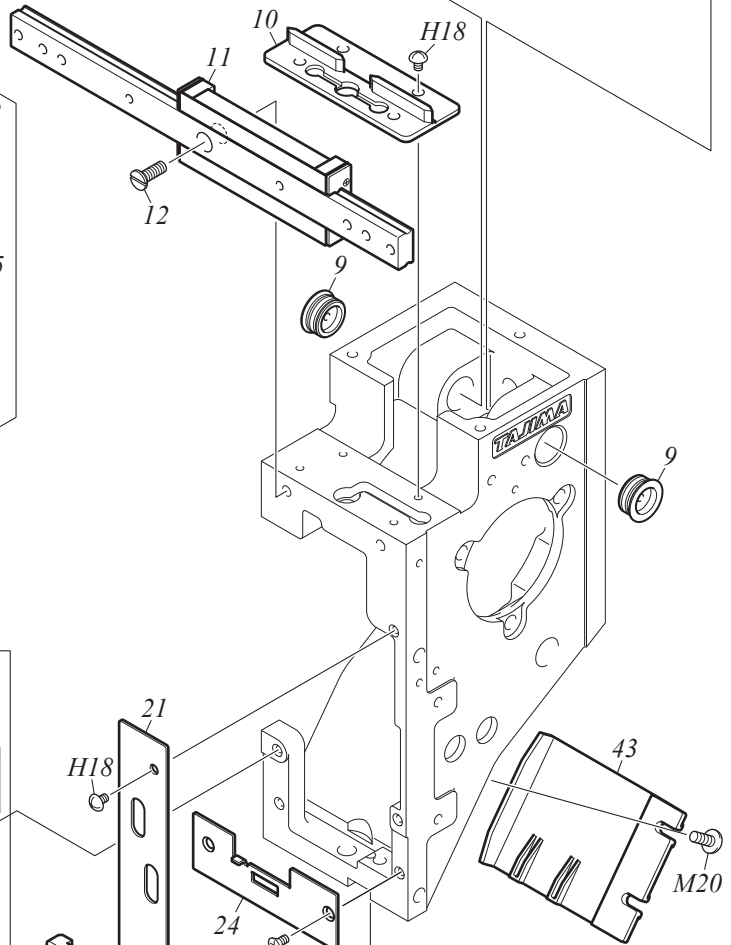
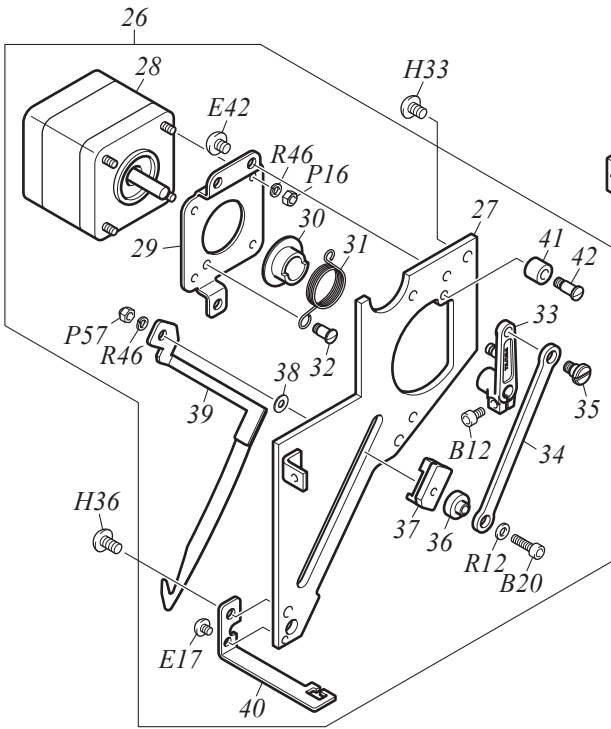
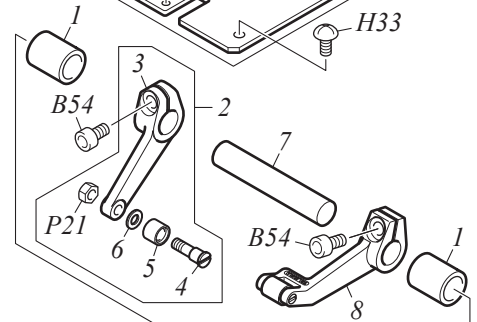
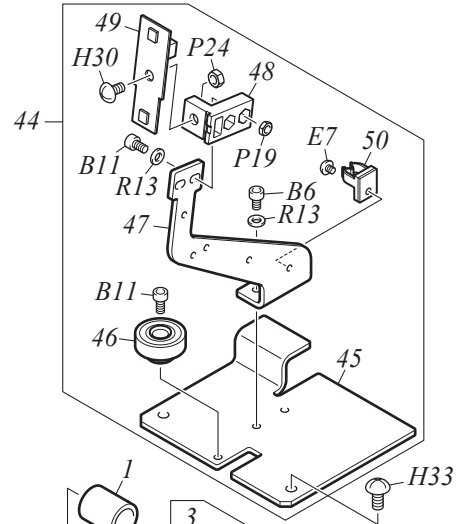
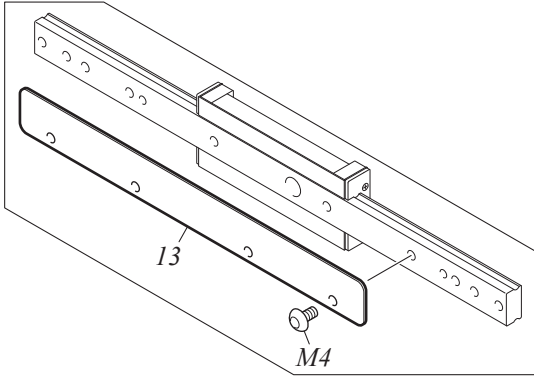
DI-7-1

No.	Part Name	Part No.	Remark
1	HEAD	080120040000	
2	TIGHTENING COLLAR :21MM DIA.	502221010010	
3	CAM :NEEDLE BAR[A]	080220010A00	
4	BEARING CASE :NO.2 :22MM DIA.[S]	508222010S00	
5	CAM :NEEDLE BAR	080220010000	
6	NEEDLE CAGE :KT404310NE01B2	634400070001	
7	CONNECTING ROD :51.7	080220040000	
8	BASE :TAKE-UP LEVER CAM	080220400000	
9	CAM :TAKE-UP LEVER :M6 :REGULAR ROTARY HOOK	080220430010	
9	CAM :TAKE-UP LEVER :M8 :REGULAR ROTARY HOOK	080220440010	Y: 751mm or more of i-TM non-equipped M/C
10	CAM :SPLIT TYPE :TAKE-UP LEVER FOR 47 MOTOR :M6 REGULAR ROTARY HOOK[A]	9A0804400A00	
10	CAM :SPLIT TYPE :TAKE-UP LEVER FOR 47 MOTOR :M8 REGULAR ROTARY HOOK[A]	9A0804410A00	Y: 751mm or more of i-TM non-equipped M/C
11	WASHER :CAM	080220180000	
12	BALANCER :HEAD	080290310010	
13	SPACER :BALANCER	080290320000	
14	LEVER :NEEDLE BAR[S]	080230390S00	
15	STEPPED PIN :NO.4[S]	503204070S10	
16	STEPPED PIN :NO.4	503204070010	
17	WICK :3P*61	080240230000	
18	STOPPER COLLAR :8MM DIA.	502108020010	
19	STEPPED SCREW :NO.2 :M6*13[S]	512206010S10	
20	STEPPED SCREW :NO.2 :M6*13	512206010010	
21	WICK :3.5*1*34	080240140000	
22	SCREW WITH PIN :NO.3 :11/64-7.7[A]	513354020A10	
23	SCREW WITH PIN :NO.3 :11/64-7.7	513354020010	
24	WICK :2.5*1*22	080240120010	
25	CONNECTING ROD :26	080230400000	
26	NEEDLE BAR RECIPROCATOR[A]	080210680A20	
27	NEEDLE BAR RECIPROCATOR[S]	080210690S00	
28	TORSION SPRING :0.7MM DIA.	507307010010	
29	HOLDER :JUMP SPRING	080210110010	
30	PLAIN WASHER :10.3*14*T0.5	519112010000	
31	RECIPROCATING SLIDE BLOCK	080210660010	
32	PLASTIC BUSHING :NO.2 :7.24MM DIA.	509472050020	
33	DAMPER BRACKET :NEEDLE BAR RECIPROCATOR	080210090000	
34	SCREW WITH PIN :NO.3 :11/64-7.9[A]	513354060A20	
35	SCREW WITH PIN :NO.3 :11/64-7.9	513354060020	
36	FLAT FILLISTER HEAD SCREW :9/64*4	511153010010	
37	PLAIN WASHER :6*9.5*T0.05-0.5	51910604@020	
38	FELT :14MM DIA.	080240060000	
39	NEEDLE BAR DRIVE SHAFT :AUTOMATIC LUBRICATION[S]	0L0210030S10	
40	NEEDLE BAR DRIVE SHAFT :AUTOMATIC LUBRICATION	0L0210030000	
41	WICK :3.5P*158	080240020020	
42	GUIDE :NEEDLE BAR CASE[S]	080250170S20	
43	FELT :NEEDLE BAR DRIVE SHAFT	080240270000	
44	MAIN SHAFT :18MM DIA.	QN7@01@@0000	
45	N-COUPLING :N-18-18	504718010000	
46			
47			
48			

Note: As for parts with mark @, please follow our instructions on Table of Contents in your parts order.

(ZJ01)

12, 15-Needle



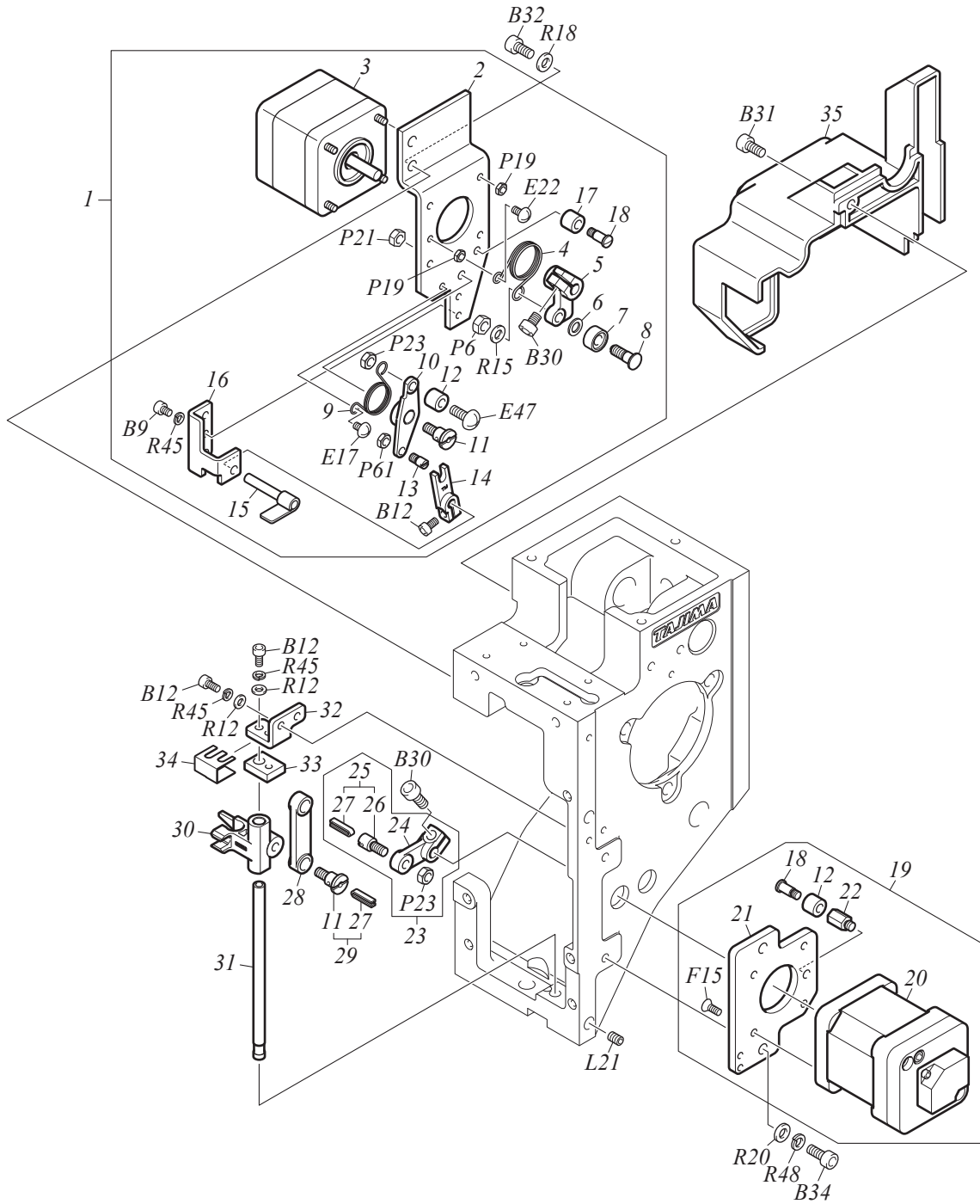
# ARM 2

DI-7-2

No.	Part Name	Part No.	Remark
1	OIL-BUSHING :NO.1 :10MM DIA.	509110010000	
2	LEVER :TAKE-UP LEVER[S]	080230380S00	
3	LEVER :TAKE-UP LEVER	080230380000	
4	STEPPED SCREW :NO.1 :M4*5.3	512104160020	
5	ROLLER :5*8*5	515105020010	
6	PLAIN WASHER :4*7.5*T0.8	519104060000	
7	STRAIGHT PIN :NO.1 :10MM DIA.	503101580000	
8	ARM :TAKE-UP LEVER[S]	080230270S00	
9	LID :TAKE-UP LEVER SHAFT HOLDER :15.3MM DIA.	080290270000	
10	TAKE-UP LEVER GUIDE	080280070010	
11	LINEAR WAY :NEEDLE BAR CASE	08025004@000	
12	COUNTERSUNK HEAD SCREW :11/64*40*13	511454010000	
13	REINFORCING PLATE	08025005@000	
14	UPPER THREAD LOCK SOLENOID :CR[A]	08042034LA00	
15	HEAD FRONT COVER :CR :L	08042034L000	
16	SOLENOID :OPEN FRAME[A]	640600160A11	
17	LEVER :SOLENOID	080270010020	
18	TORSION SPRING :0.5MM DIA.	507305020020	
19	COLLAR :NO.1 :3.1MM DIA.	502505010000	
20	LEVER :DRIVE :B[S]	08027004BS00	
21	HEAD FRONT COVER :R	08042031R000	
22	GUIDE :PRESSER FOOT CONNECTING STUD :L	08025023L000	
23	GUIDE :PRESSER FOOT CONNECTING STUD :R	08025024R000	
24	GUIDE PLATE :NEEDLE BAR CASE :CR	08025022B000	
25	GUIDE BRACKET :NEEDLE BAR CASE	080250200000	
26	UPPER THREAD HOLDER[A]	0B0110740A00	
27	SIDE COVER :HEAD :LOWER	080430220000	
28	PULSE MOTOR :42MM SQUARE :DOUBLE-END[T]	0J6110700T10	
29	BASE :HOOK MOTOR	0B0110420000	
30	COLLAR :SPRING GUIDE	502522010010	
31	TORSION SPRING :0.8MM DIA.	507308190010	
32	STEPPED SCREW :NO.1 :9/64*7.5	512153040000	
33	LEVER :HOOK	0B0110470000	
34	CONNECTING PLATE :HOOK	0B0110080010	
35	STEPPED SCREW :NO.1 :M4*6.7	512104100040	
36	SPACER :SLIDE HOOK	0B0110370010	
37	SLIDE :HOOK	0B0110510000	
38	WASHER :2.6*7*T0.5	519204010000	
39	HOOK[S]	0B0110650S10	
40	GUIDE :HOOK	0B0110520020	
41	DAMPER RING :4MM DIA.	080320410000	
42	STEPPED SCREW :NO.1 :9/64*10	512153020000	
43	COVER :HOOK	0B0120050000	
44	BASE :BEARING[S]	080290330S20	
45	BASE :BEARING	080290330000	
46	ROLLER PIN[S]	080290040S10	
47	SENSOR ARM	0C0230440000	
48	BASE :CARD	0C0230410010	
49	CARD :TC SENSOR :TCS131	0J2603200000	
50	MINI CLAMP :MB-3	644100200000	

Note: As for parts with mark @, please follow our instructions on Table of Contents in your parts order.

(YK11)



# ARM 3

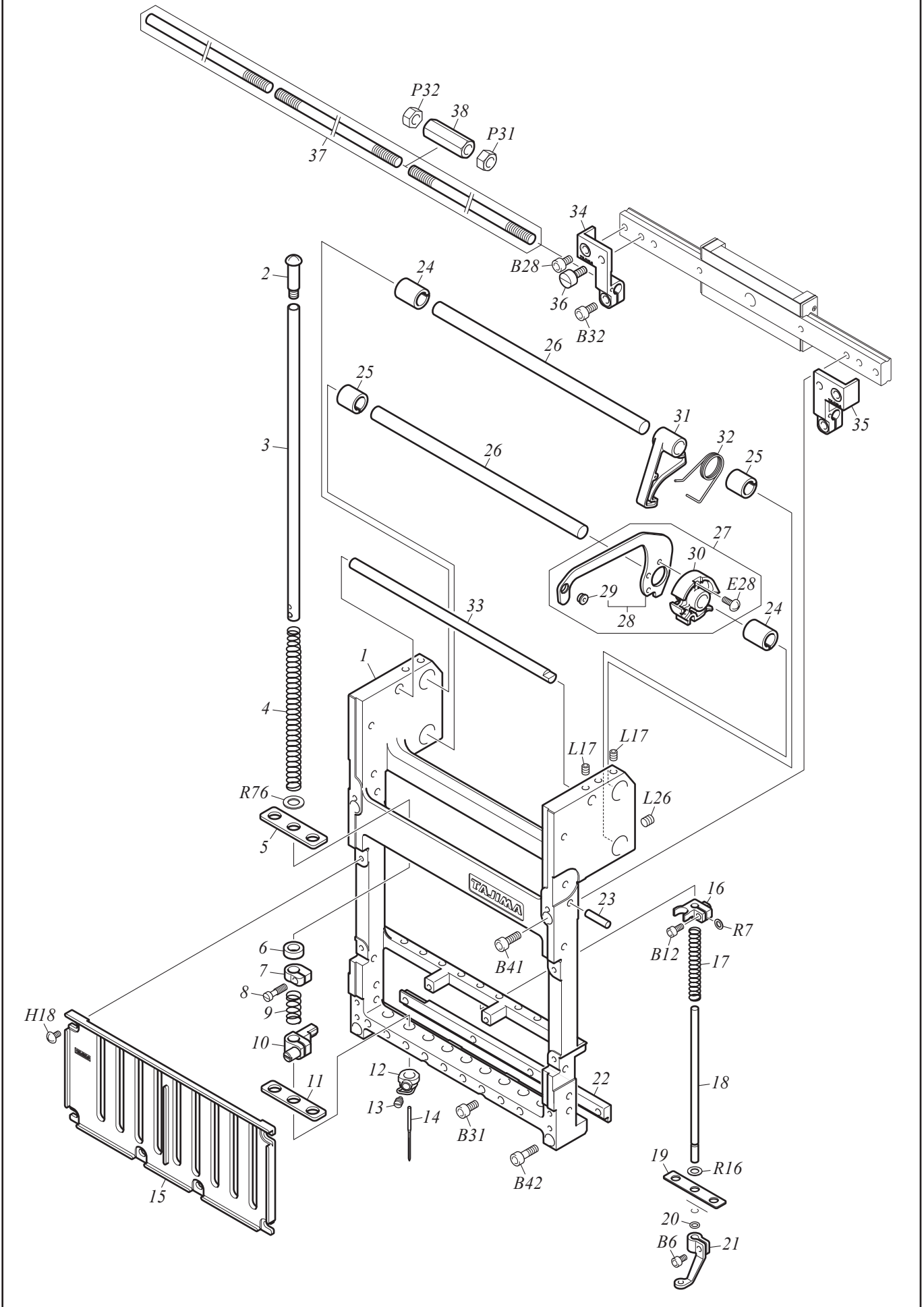
DI-7-3

No.	Part Name	Part No.	Remark
1	JUMP[A]	080320700A20	
2	BRACKET :JUMP MOTOR	080320640000	
3	PULSE MOTOR :42MM SQUARE :DOUBLE-END[T]	0J6110700T10	
4	TORSION SPRING :0.9MM DIA.	507309040020	
5	LEVER :JUMP	080320420010	
6	WASHER :4.8*8*T0.8	S301040801KC	
7	ROLLER :4.7MM DIA.	515110010010	
8	STEPPED SCREW :NO.1 :11/64*14.7	512154010020	
9	TORSION SPRING :0.7MM DIA.	507307060000	
10	LEVER :CLUTCH :MIDDLE	080320690000	
11	STEPPED SCREW :NO.2 :M4*12.5	512204050000	
12	DAMPER RING :4MM DIA.	080320410000	
13	SCREW WITH PIN :NO.1 :9/64-4	513153060010	
14	LEVER :CLUTCH :REVERSING	080320670000	
15	LEVER :CLUTCH :DRIVE[S]	080320610S00	
16	BASE :CLUTCH	080320650000	
17	STOPPER :JUMP CLUTCH	080320710000	
18	STEPPED SCREW :NO.1 :9/64*10	512153020000	
19	PRESSER FOOT MOTOR[A]	0J6110900A00	
20	PULSE MOTOR :42MM SQUARE 44L :WITH SENSOR[A]	0J6110000A00	
21	BASE :PRESSER FOOT MOTOR	080210640000	
22	STUD :NO.1 :M4-8.5	505104250000	
23	LEVER :PRESSER FOOT[S]	080230360S00	
24	LEVER :PRESSER FOOT	080230360000	
25	SCREW WITH PIN :NO.3 :M4-5.5[A]	513304060A00	
26	SCREW WITH PIN :NO.3 :M4-5.5	513304060000	
27	WICK :2.5*1*22	080240120010	
28	CONNECTING ROD :PRESSER FOOT	080230340000	
29	STEPPED SCREW :NO.2 :M4*12.5[A]	512204050A00	
30	PRESSER FOOT RECIPROCATOR	080210610000	
31	SHAFT :PRESSER FOOT DRIVE	080210630000	
32	SHAFT HOLDER :PRESSER FOOT DRIVE	080210620000	
33	FELT :PRESSER FOOT SHAFT	080240280000	
34	FELT PRESSER :PRESSER FOOT SHAFT	080240290000	
35	HEAD COVER :L	080430290000	
36			
37			
38			
39			
40			
41			
42			
43			
44			
45			
46			
47			
48			
49			
50			

Note: As for parts with mark @, please follow our instructions on Table of Contents in your parts order.

(XL12)

NEEDLE BAR CASE 1





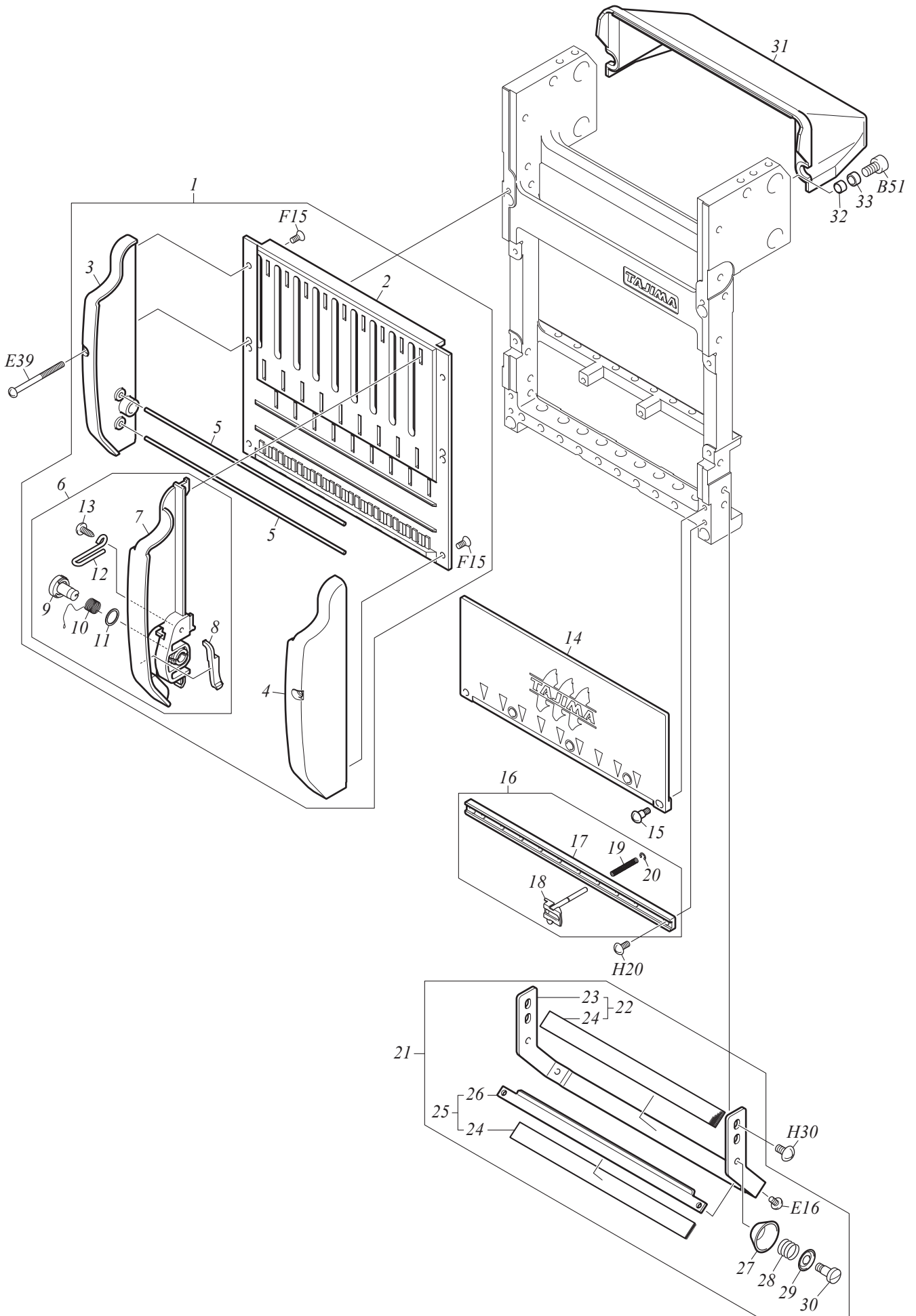
# NEEDLE BAR CASE 1

DI-8-1

No.	Part Name	Part No.	Remark
1	NEEDLE BAR CASE	09012004@010	
2	SCREW :NEEDLE BAR	090410060010	
3	NEEDLE BAR	090410020010	
4	COMPRESSION SPRING :0.8MM DIA.	507608180000	
5	FELT PACKING	090430040000	
6	DAMPER RING :F	090430020010	
7	STOPPER :UPPER DEAD POINT	090420090000	
8	FLAT FILLISTER HEAD SCREW :9/64*10.5	511153030000	
9	COMPRESSION SPRING :0.5MM DIA.	507605190000	
10	NEEDLE BAR CONNECTING STUD[A]	090420110A00	
11	FELT :NEEDLE BAR	090430180000	
12	NEEDLE CLAMP[S]	090420010S70	
13	SLOTTED HEAD SET SCREW :11/64*6B	511754010010	
14	NEEDLE :DB-K5Z1 #11	616500080000	
15	NEEDLE BAR GUIDE	0904501@@000	
16	PRESSER FOOT CONNECTING STUD	090420130010	
17	COMPRESSION SPRING :0.4MM DIA.	507604060000	
18	PRESSER FOOT SHAFT	090460530010	
19	FELT :PRESSER FOOT	090430190000	
20	O-RING :SO-3-90	612200230000	
21	PRESSER FOOT :2MM DIA./3MM DIA.	09046034@000	
22	RAIL :CASE :LOWER	09044007@020	
23	PARALLEL PIN :4*16-H7	611200050000	
24	SPLIT COLLAR :NO.1 :8MM DIA.	502308010010	
24	SPLIT COLLAR :NO.1 :8MM DIA.	502308020010	15-Needle
25	SPLIT COLLAR :NO.2 :8MM DIA.	502408020010	
25	SPLIT COLLAR :NO.2 :8MM DIA.	502408010020	15-Needle
26	GUIDE SHAFT :TAKE UP LEVER	09033001@000	
27	TAKE-UP LEVER[A]	090310050A40	
28	TAKE-UP LEVER[S]	090310050S40	
29	THREAD GUIDE COLLAR :2MM DIA.	516503020010	
30	BOSS :TAKE-UP LEVER	090310040010	
31	LEVER :STOPPER	090320010000	
32	TORSION SPRING :1MM DIA.	507310040010	
33	SPRING HOOK BAR	09033002@000	
34	BRACKET :CHANGE ROD :L	08026001L000	
35	BRACKET :CHANGE ROD :R	08026001R000	
36	FLAT FILLISTER HEAD SCREW :M4*10	511104010010	
37	CHANGE ROD :6MM DIA.	QN7@04@@@000	
38	SCREW JOINT :M6	504506010010	
39			
40			
41			
42			
43			
44			
45			
46			
47			
48			

Note: As for parts with mark @, please follow our instructions on Table of Contents in your parts order.

(XL12)



# NEEDLE BAR CASE 2

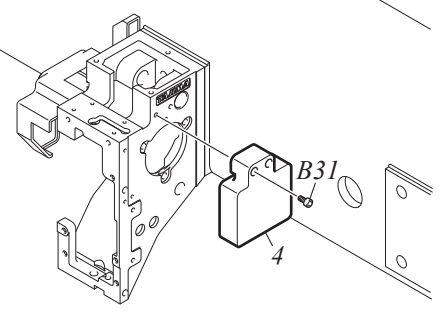
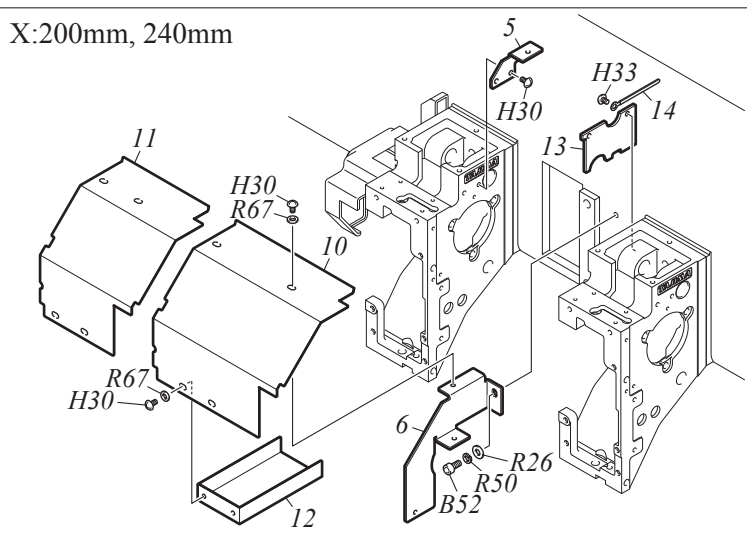
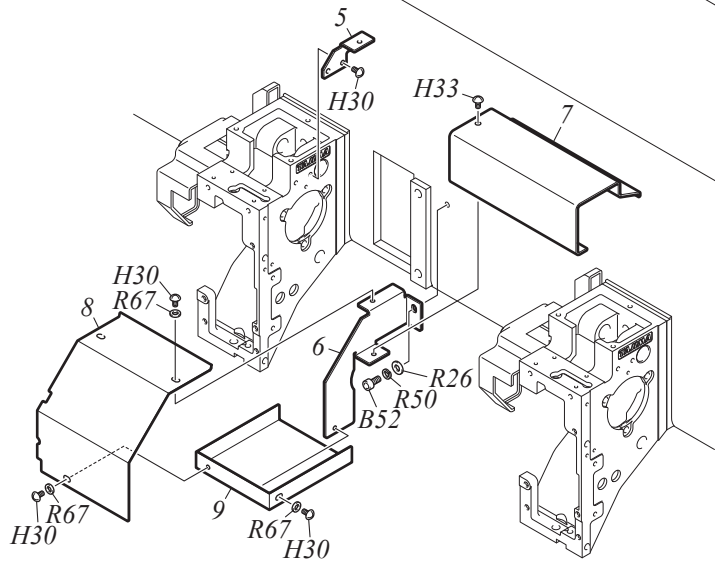
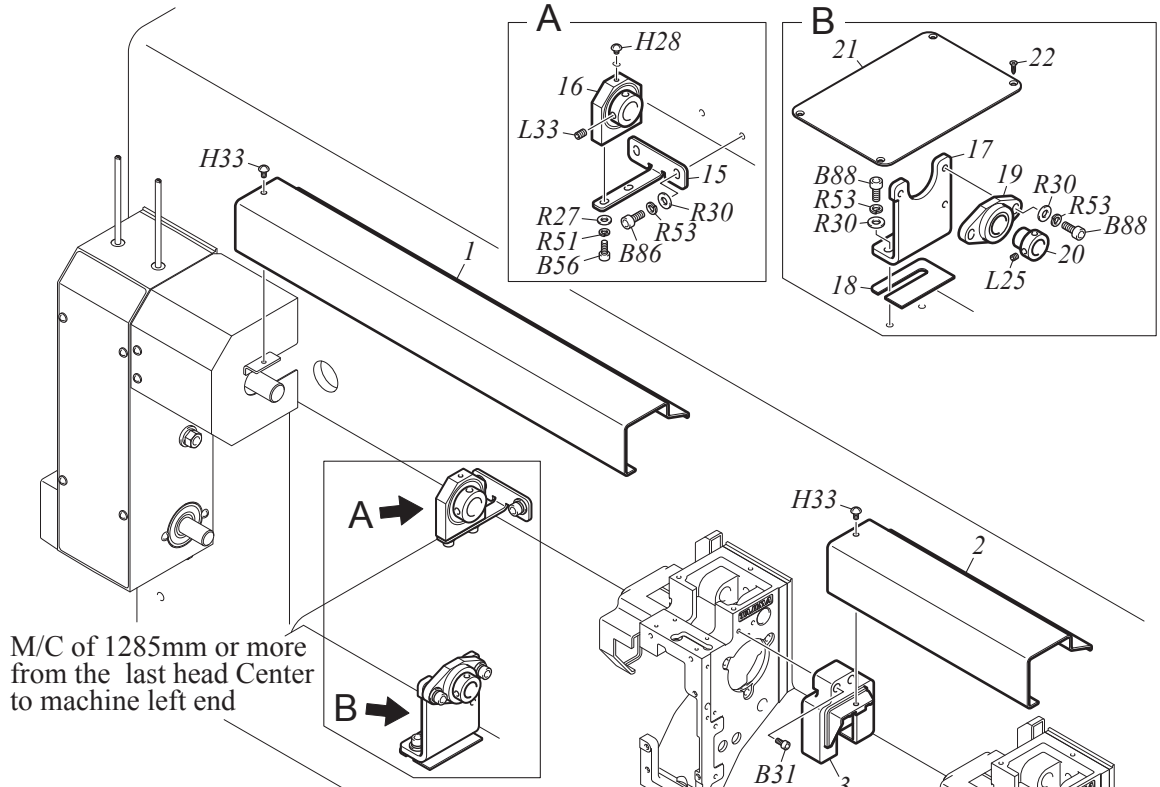
DI-8-2

No.	Part Name	Part No.	Remark
1	TOP COVER[A]	09053023@A10	
2	TOP COVER	09053023@000	
3	SIDE COVER :L	09053019L000	
3	SIDE COVER :L :15-NEEDLE	09053020L000	
4	SIDE COVER :R	09053019R000	
4	SIDE COVER :R :15-NEEDLE	09053020R000	
5	STRAIGHT PIN :2MM DIA.	09021054@000	
6	BASE :MIDDLE THREAD GUIDE :0.4MM DIA.[A]	090210511A10	
6	BASE :MIDDLE THREAD GUIDE :0.5MM DIA.[A]	090210512A10	Thick Thread
7	BASE :MIDDLE THREAD GUIDE	090210510010	
8	SIDE WALL PLATE :MIDDLE THREAD GUIDE	090210500010	
9	SPRING SHAFT :THREAD TAKE-UP SPRING	090210520000	
10	THREAD TAKE-UP SPRING :NO.2 :0.4MM DIA.	507204030010	
10	THREAD TAKE-UP SPRING :NO.2 :0.5MM DIA.	507205030000	Thick Thread
11	PLAIN WASHER :8*10*T0.5	519108110000	
12	LARGE THREAD HOLDER	090210530000	
13	TRUSS HEAD TAPPING SCREW :3P*12	S530031201SD	
14	FACE COVER :NEEDLE BAR CASE	09051018@010	
15	STEPPED SCREW :NO.1 :M3*9	512103120000	
16	UPPER THREAD LOCK :TA[A]	9A080490@A00	
17	BASE :UPPER THREAD LOCK	08027009@050	
18	LOCK SHAFT[S]	080270030S10	
19	COMPRESSION SPRING :0.3MM DIA.	9A0805100000	
20	E-RING :1.5MM DIA.	611100040000	
21	UPPER THREAD HOLDER :06-15-NEEDLE[A]	0B020037@A10	
22	BASE :UPPER THREAD HOLDER :06-15-NEEDLE[S]	0B020039@S10	
23	BASE :UPPER THREAD HOLDER	0B020039@000	
24	HOOK AND LOOP FASTENERS :W10	0B020053@000	
25	UPPER THREAD HOLDER :06-15-NEEDLE[S]	0B020037@S10	
26	UPPER THREAD HOLDER	0B020037@000	
27	THREAD SUSPENDER DISK	0B0200050000	
28	COMPRESSION SPRING :0.3MM DIA.	507603020010	
29	PRESSER :THREAD SUSPENDER SPRING	0B0200060000	
30	STEPPED SCREW :NO.1 :9/64*7.5	512153040000	
31	TOP COVER :TAKE-UP LEVER :06-15-NEEDLE	09052015@000	
32	COLLAR :NO.1 :5MM DIA.	502505070000	
33	RUBBER BUSHING	090520180000	
34			
35			
36			
37			
38			
39			
40			
41			
42			
43			
44			
45			
46			

Note: As for parts with mark @, please follow our instructions on Table of Contents in your parts order.

(ZJ03)

SHAFT COVER



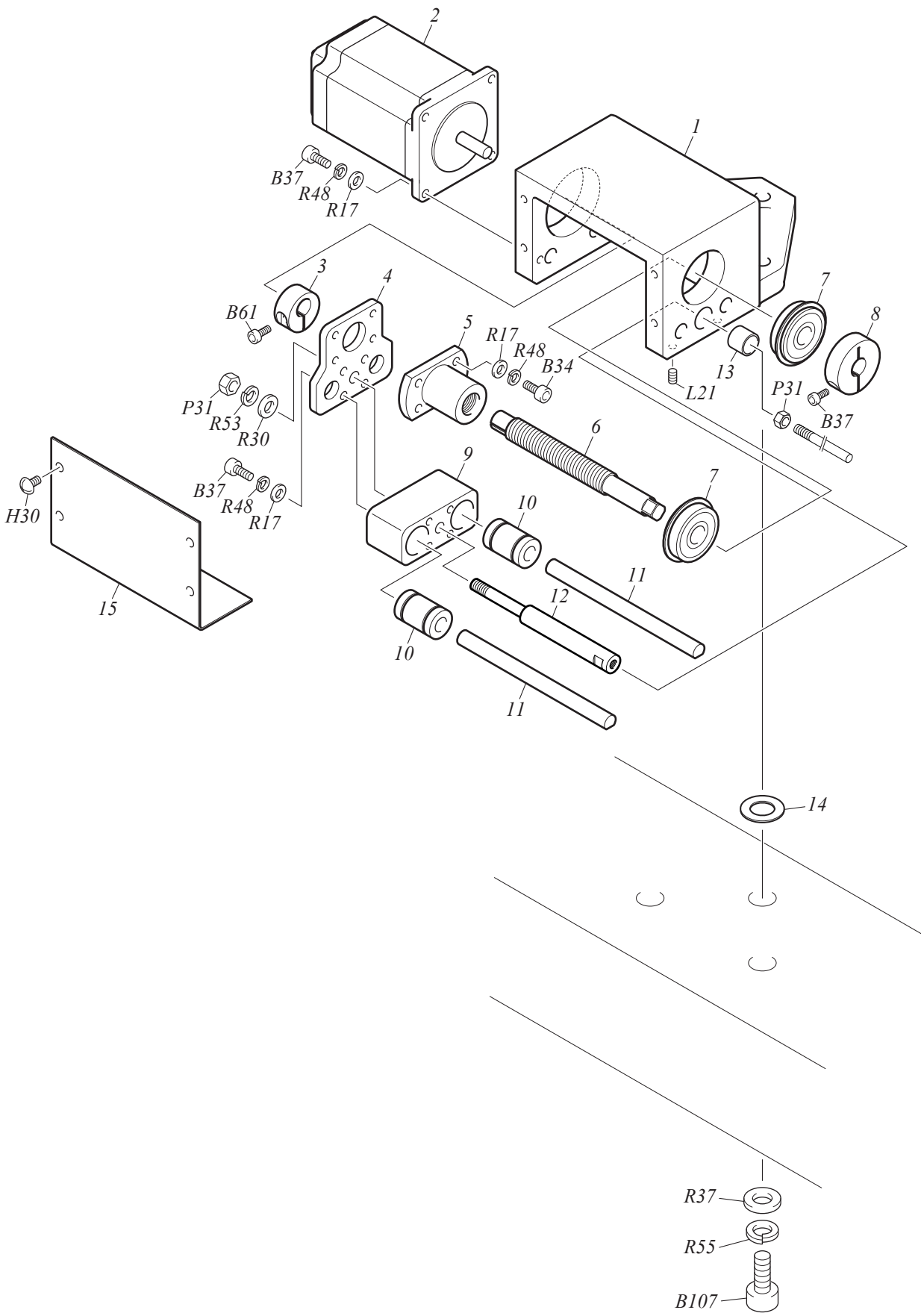
# SHAFT COVER

D1-9

No.	Part Name	Part No.	Remark
1	SHAFT COVER :LEFT-SIDE :200P-	C303401@@010	
2	SHAFT COVER :200P-	C303202@@010	
3	HEAD COVER :R[S]	080430300S00	
3	HEAD COVER :R :200P[S]	080430330S00	X:200mm N-COUPLING SECTION
4	HEAD COVER :SINGLE HEAD M/C :R	080430310000	1st Head
5	BRACKET :PULLEY COVER :A	172260010000	
6	BRACKET :PULLEY COVER :B	172260020000	
7	SHAFT COVER :PULLEY SECTION :275P-	C303301@@010	
8	PULLEY COVER :UPPER	17225001@010	
9	PULLEY COVER :LOWER	17225002@000	
10	PULLEY COVER :UPPER :240P	17225003@020	
11	PULLEY COVER :UPPER :200P	17225004@020	
12	PULLEY COVER :LOWER :200-240P	17225005@000	
13	SIDE COVER :HEAD :UPPER	080430010000	
14	COATED CLIP :5	644500150000	
15	BRACKET :BEARING CASE :NO.4 :22MM DIA.	04044009@000	
16	BEARING CASE :NO.4 :22MM DIA.[S]	50842201@S00	
17	BRACKET :BEARING CASE :A	0E021061A010	
18	SPACER :NO.3 :T2	510300010010	
19	BEARING CASE :NO.3 :15MM DIA.[S]	508315010S00	
20	NEEDLE COLLAR :15MM DIA.	502815010000	
21	TABLE COVER :ATH	134240070000	
22	COUNTERSUNK TAPPING SCREW :3P*12	S550031201MZ	
23			
24			
25			
26			
27			
28			
29			
30			
31			
32			
33			
34			
35			
36			
37			
38			
39			
40			
41			
42			
43			
44			
45			
46			
47			
48			
49			

Note: As for parts with mark @, please follow our instructions on Table of Contents in your parts order.

(ZJ01)



# ATH DRIVE SYSTEM

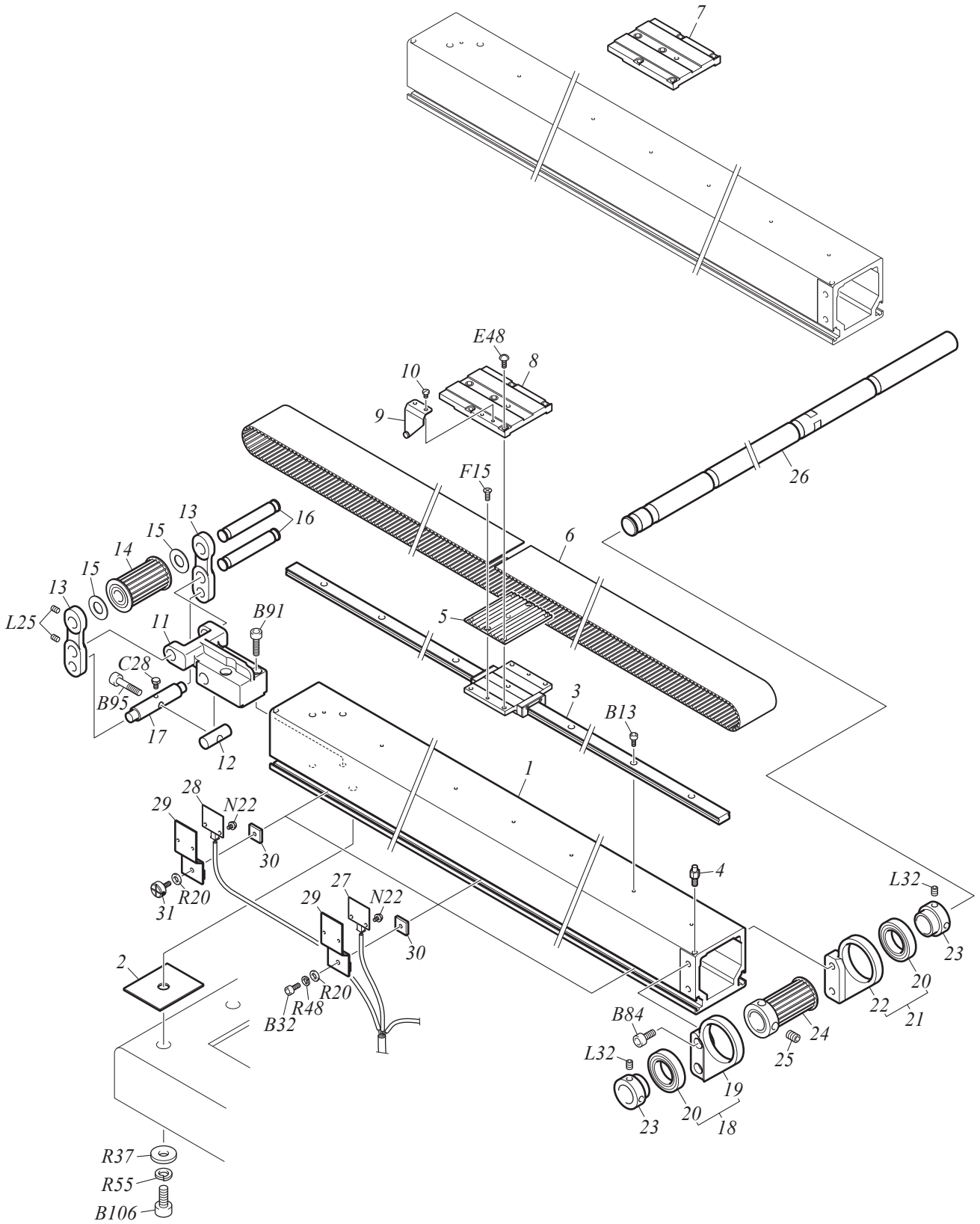
D1-10

No.	Part Name	Part No.	Remark
1	BASE :ATH	0E0160010010	
2	PULSE MOTOR :56 SQUARE 76L :WITH SENSOR[A]	0J6110500A00	
3	TIGHTENING COLLAR :10MM DIA.	502210010000	
4	BASE :SLIDE SCREW	0E0270020000	
5	NUT :ATMH4-12	663200010000	
6	SLIDE SCREW :ATH	0E0270010000	
7	BEARING :6200ZZNR	630300050000	
8	TIGHTENING COLLAR :10MM DIA.	502210040000	
9	DRIVE BLOCK :ATH ROD	0E0270050000	
10	LINEAR BUSHING :LME81625N	662100070000	
11	GUIDE SHAFT :ATH	0E0270030000	
12	BASE ROD :ATH	0E0270040010	
13	OIL-BUSHING :NO.1 :MB1012DU	638100210000	
14	PLAIN WASHER :12.5*22*T0.1-1	51911401@000	
15	COVER :ATH BASE	0E0150060000	
16			
17			
18			
19			
20			
21			
22			
23			
24			
25			
26			
27			
28			
29			
30			
31			
32			
33			
34			
35			
36			
37			
38			
39			
40			
41			
42			
43			
44			
45			
46			
47			
48			
49			
50			

Note: As for parts with mark @, please follow our instructions on Table of Contents in your parts order.

(YK04)

X-AXIS DRIVE SYSTEM A1 (TIMING BELT TYPE)





# X-AXIS DRIVE SYSTEM A1 (TIMING BELT TYPE)

DI-11a-1

No.	Part Name	Part No.	Remark
1	X-DRIVE BASE :NO.6	160620@@@000	
2	SPACER :NO.2 :T0.5-2	51020009@000	
3	LINEAR WAY	660100@@0000	X-axis Drive System
4	STUD :NO.4 :M5-7	505405010010	
5	JOINT PLATE :BELT	0F0130020000	
6	TIMING BELT :MA5 :B :W50-E/LY :EX580 OR LESS	623E0062@000	X: 580mm or less
6	TIMING BELT :MA5 :B :W50-E/LY :EX630 OR MORE	623E0063@000	X: 630mm or more
7	X-AXIS FEED PLATE :NO.2 :AZ :W50[S]	0F2220070S00	
8	X-AXIS FEED PLATE :NO.2 :BZ :W50[S]	0F2220080S00	
9	SENSOR PLATE :MAGNET[S]	0F0110180S00	
10	FLAT FILLISTER HEAD SCREW :M3*4.3	511103010000	
11	HOLDER :TENSION PULLEY	0F0120070030	
12	STRAIGHT PIN :NO.1 :12MM DIA.	503101110000	
13	BASE :TENSION PULLEY	0F0120140000	
14	TIMING PULLEY :W50-20[S]	501G91020S00	
15	RULON WASHER :TW-1225	638400080000	
16	STRAIGHT PIN :NO.4 :12MM DIA.	503104040000	
17	STRAIGHT PIN :NO.1 :14MM DIA.	503101070010	
18	BEARING CASE :NO.5 :L :25MM DIA.[S]	50852503LS00	
19	BEARING CASE :NO.5 :L	50852503L000	
20	BEARING :6905ZZ	630200310000	
21	BEARING CASE :NO.5 :R :25MM DIA.[S]	50852503RS00	
22	BEARING CASE :NO.5 :R	50852503R000	
23	BEARING COLLAR :20MM DIA.	502720010000	
24	TIMING PULLEY :W50-20	501G91010000	
25	SPECIAL SCREW :UNBRAKO :KCP :M8*8	690200010000	
26	X SHAFT :20MM DIA./W50-800/Z	Q001X1050000	Y: 800mm or less
26	X SHAFT :20MM DIA./W50-1800	Q001X2@@0000	Y: 850mm or more
27	CARD :MAGNETIC SENSOR A	0J4204400000	
28	CARD :MAGNETIC SENSOR B	0J4204401000	
29	BASE :PROXIMITY SWITCH :B	0F011006B000	
30	NUT :M4*3.2	0F0110030000	
31	KNURLED SCREW :M4*9	511D04020000	
32			
33			
34			
35			
36			
37			
38			
39			
40			
41			
42			
43			
44			
45			
46			
47			
48			

Note: As for parts with mark @, please follow our instructions on Table of Contents in your parts order.

(XL12)



# X-AXIS DRIVE SYSTEM A2 (TIMING BELT TYPE)

DI-11a-2

No.	Part Name	Part No.	Remark
1	BRACKET :SPEED REDUCTION BOX	0F0220120000	
2	SPACER :NO.4 :T0.5-2	51040012@000	
3	SPEED REDUCTION BOX[S]	0F0210060S10	X: 580mm or less
4	SPEED REDUCTION BOX[S]	0F0210020S00	X: 581mm or more
5	SERVO MOTOR :750W :SFLAG	0J6301600010	
6	TIMING PULLEY :W40-20	501480010000	
7	SPECIAL SCREW :UNBRAKO :KCP :M8*8	690200010000	
8	TIMING BELT :SPEED REDUCTION BOX	625A00010000	
9	TIMING PULLEY :W40-60	501482010000	
10	STAR LOCK :STL21S20*39	504820010000	
11	FLAT PULLEY[S]	501908010S00	
12	SCREW WITH PIN :NO.1 :M8-74.5	513110030010	
13	BEARING CASE :NO.2 :25MM DIA.[S]	508225010S10	
14	BEARING COLLAR :20MM DIA.	502720010000	
15	SHAFT :X SPEED REDUCTION	0F0220030010	
16	TIGHTENING JOINT :20MM DIA.	504320010010	
17	COVER :SPEED REDUCTION BOX	0F0220010000	X: 580mm or less
18	COVER :SPEED REDUCTION BOX	0F0220020000	X: 581mm or more
19			
20			
21			
22			
23			
24			
25			
26			
27			
28			
29			
30			
31			
32			
33			
34			
35			
36			
37			
38			
39			
40			
41			
42			
43			
44			
45			
46			
47			
48			
49			
50			

Note: As for parts with mark @, please follow our instructions on Table of Contents in your parts order.

(XL12)



**X-AXIS DRIVE SYSTEM B  
(BALL SCREW TYPE: 2PCS. DRIVE SYSTEM)**

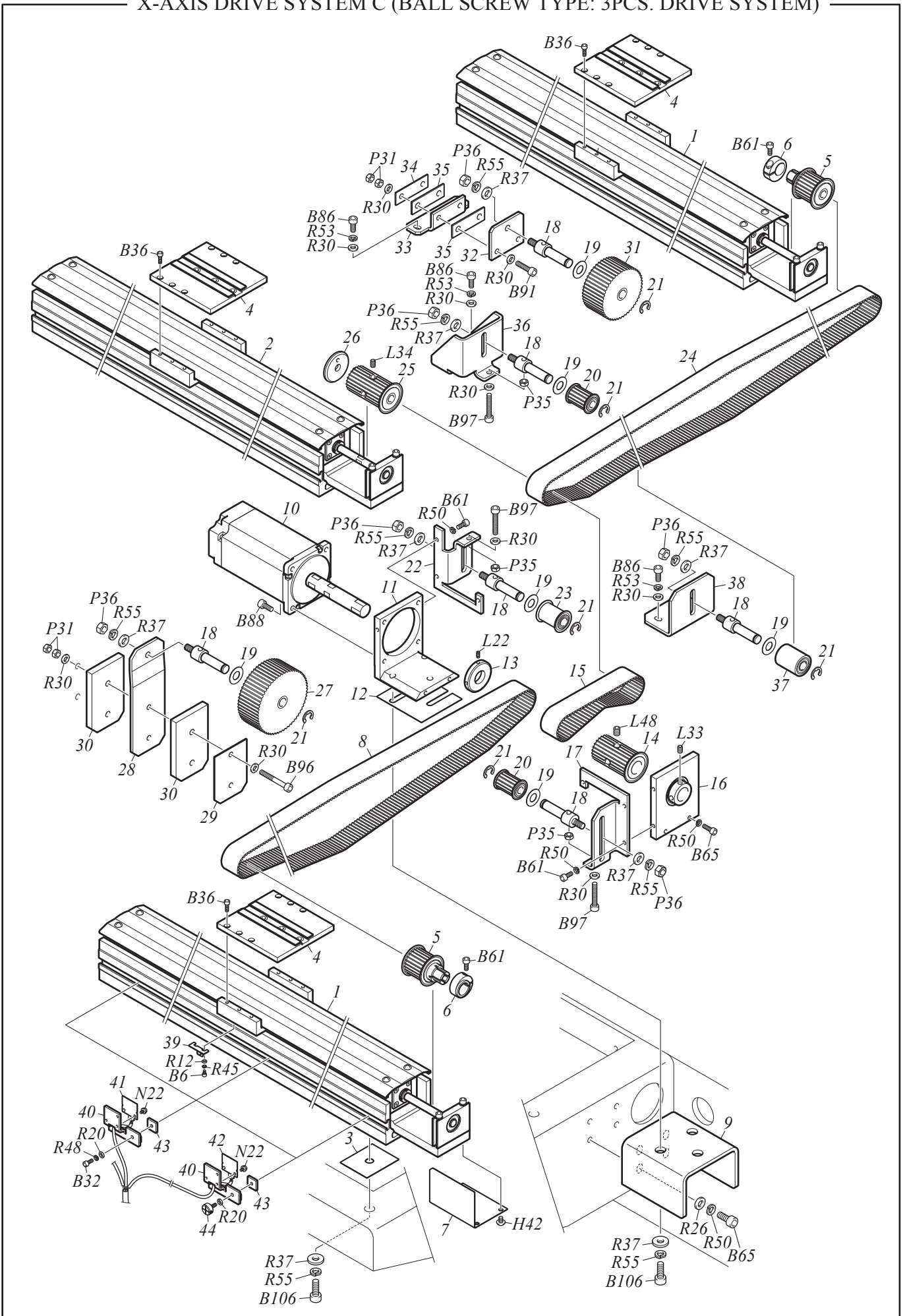
*D1-11b*

No.	Part Name	Part No.	Remark
1	BALL SCREW DRIVE SYSTEM :X	663100@@0081	
2	SPACER :NO.2 :T0.5-2	51020009@000	
3	X-AXIS FEED PLATE :NO.2 :A :W106[S]	0F1230460S00	
4	TIMING PULLEY :W30-24[S]	501461010S30	
5	TIGHTENING COLLAR :18MM DIA.	502218020010	
6	COVER :TIMING PULLEY	0F1230090000	
7	TIMING BELT :W30-S5M	623000@@0000	
8	BASE :X MOTOR	11049002@000	
9	SERVO MOTOR :750W :SFLAG	0J6301600010	
10	BRACKET :X MOTOR	0F1230010000	
10	BRACKET :X MOTOR	0F1230020000	Y: 1200mm
11	SPACER :NO.4 :T0.5-2.0	51040013@000	
12	STOPPER COLLAR :19MM DIA.	502119010000	
13	TIMING PULLEY :W30-24	501495010000	
14	BEARING CASE :NO.4[S]	0F1230050S00	
15	HOLDER :TENSION PIN	0F1230060000	
16	SCREW WITH ROLLER PIN :NO.3 :M8	514308010000	
17	RULON WASHER :TW-1225	638400080000	
18	TIMING PULLEY :W30-16[S]	501462010S00	
19	E-RING :10MM DIA.	611100130000	
20	TIMING PULLEY :W35-60[S]	501474150S00	
21	BRACKET :TENSION PIN :D	0F123048@000	
22	PLATE :A	0F123037@000	
23	RUBBER PLATE :A	0F1230130000	
24	TIMING PULLEY :W35-48[S]	501462020S00	
25	BRACKET :TENSION PIN :B	0F1230120000	
26	BASE :TENSION PIN BRACKET	0F1230170000	
27	PLATE :B	0F1230160000	
28	RUBBER PLATE :C	0F1230320000	
29	ROLLER :13*30*37[S]	0F1230100S00	
30	BRACKET :TENSION PIN	0F1230070000	
31	BRACKET :TENSION PIN :C	0F123033@000	
32	TIMING PULLEY :W35-32	501475010000	
33	BRACKET :TENSION PIN :D	0F1230210000	
34	BRACKET :MAGNET[S]	0F1230430S00	
35	BASE :MAGNETIC SENSOR	0F1230420000	
36	CARD :MAGNETIC SENSOR A	0J4204400000	
37	CARD :MAGNETIC SENSOR B	0J4204401000	
38	NUT :M4*3.2	0F0110030000	
39	KNURLED SCREW :M4*9	511D04020000	
40			
41			
42			
43			
44			
45			
46			
47			
48			
49			

Note: As for parts with mark @, please follow our instructions on Table of Contents in your parts order.

(XL12)

X-AXIS DRIVE SYSTEM C (BALL SCREW TYPE: 3PCS. DRIVE SYSTEM)



**X-AXIS DRIVE SYSTEM C**  
**(BALL SCREW TYPE: 3PCS. DRIVE SYSTEM)**

*DI-11c*

No.	Part Name	Part No.	Remark
1	BALL SCREW DRIVE SYSTEM :X	663100@@0081	
2	BALL SCREW DRIVE SYSTEM :B :X	663100@@0021	Center
3	SPACER :NO.2 :T0.5-2	51020009@000	
4	X-AXIS FEED PLATE :NO.2 :A :W106[S]	0F1230460S00	
5	TIMING PULLEY :W30-24[S]	501461010S30	
6	TIGHTENING COLLAR :18MM DIA.	502218020010	
7	COVER :TIMING PULLEY	0F1230090000	
8	TIMING BELT :MA5 :W30-336E/F1	623C00060000	
9	BASE :X MOTOR	11049002@000	
10	SERVO MOTOR :750W :SFLAG	0J6301600010	
11	BRACKET :X MOTOR	0F1230020000	
12	SPACER :NO.4 :T0.5-2.0	51040013@000	
13	STOPPER COLLAR :19MM DIA.	502119010000	
14	TIMING PULLEY :W30-24	501495010000	
15	TIMING BELT :SPTG :W30-S5M0375/G	623000110000	
16	BEARING CASE :NO.4[S]	0F1230050S00	
17	HOLDER :TENSION PIN	0F1230060000	
18	SCREW WITH ROLLER PIN :NO.3 :M8	514308010000	
19	RULON WASHER :TW-1225	638400080000	
20	TIMING PULLEY :W30-16[S]	501462010S00	
21	E-RING :10MM DIA.	611100130000	
22	HOLDER :TENSION PIN	0F1230300000	
23	ROLLER :13*25*37[S]	0F1230260S00	
24	TIMING BELT :MA5 :W30-433E/F1	623C00070000	
25	TIMING PULLEY :W30*2-24[S]	501495020S20	
26	COLLAR :NO.2 :10MM DIA.	502610010020	
27	TIMING PULLEY :W35-60[S]	501474150S00	
28	BRACKET :TENSION PIN :C	0F123033@000	
29	PLATE :A	0F123037@000	
30	RUBBER PLATE :A	0F1230130000	
31	TIMING PULLEY :W35-48[S]	501462020S00	
32	BRACKET :TENSION PIN :B	0F1230120000	
33	BASE :TENSION PIN BRACKET	0F1230170000	
34	PLATE :B	0F1230160000	
35	RUBBER PLATE :C	0F1230320000	
36	BRACKET :TENSION PIN :B	0F123027B000	
37	ROLLER :13*30*37[S]	0F1230100S00	
38	BRACKET :TENSION PIN	0F1230280000	
39	BRACKET :MAGNET[S]	0F1230430S00	
40	BASE :MAGNETIC SENSOR	0F1230420000	
41	CARD :MAGNETIC SENSOR A	0J4204400000	
42	CARD :MAGNETIC SENSOR B	0J4204401000	
43	NUT :M4*3.2	0F0110030000	
44	KNURLED SCREW :M4*9	511D04020000	
45			
46			
47			
48			
49			
50			

Note: As for parts with mark @, please follow our instructions on Table of Contents in your parts order.

(YK10)





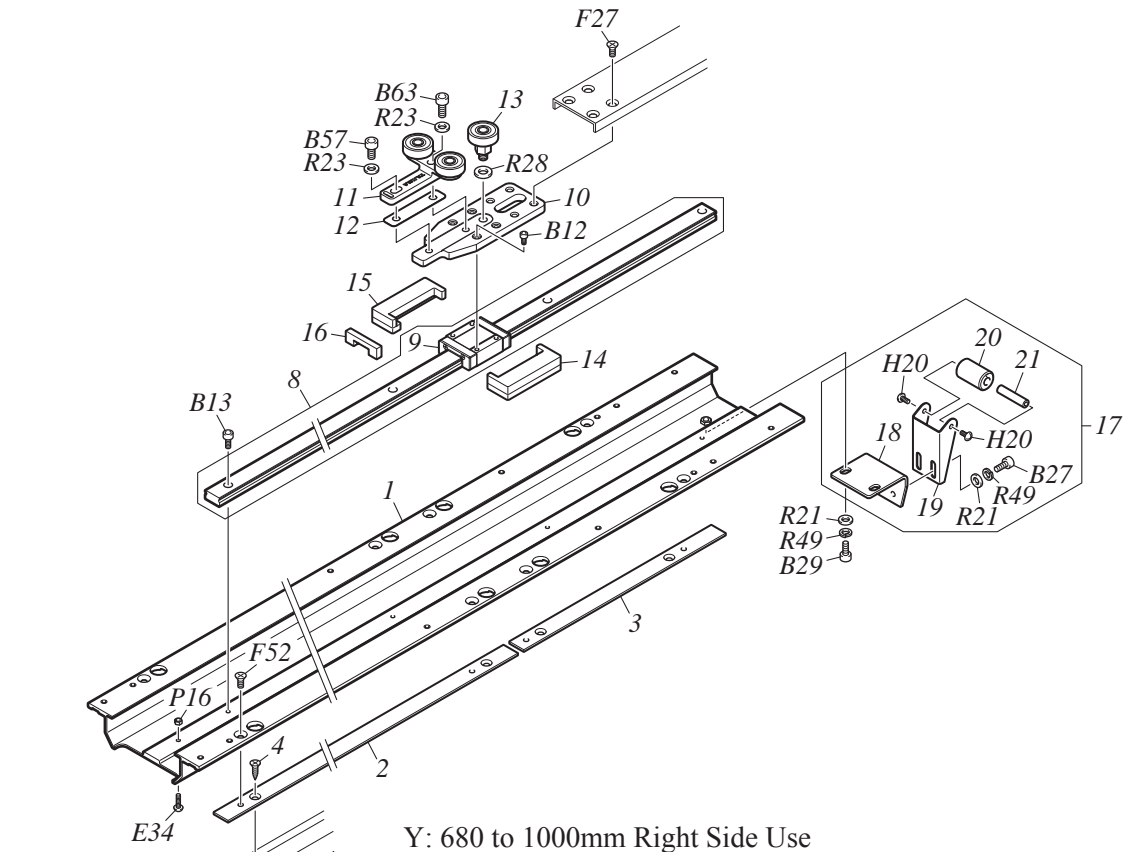
# Y-AXIS DRIVE SYSTEM 1

DI-12-1

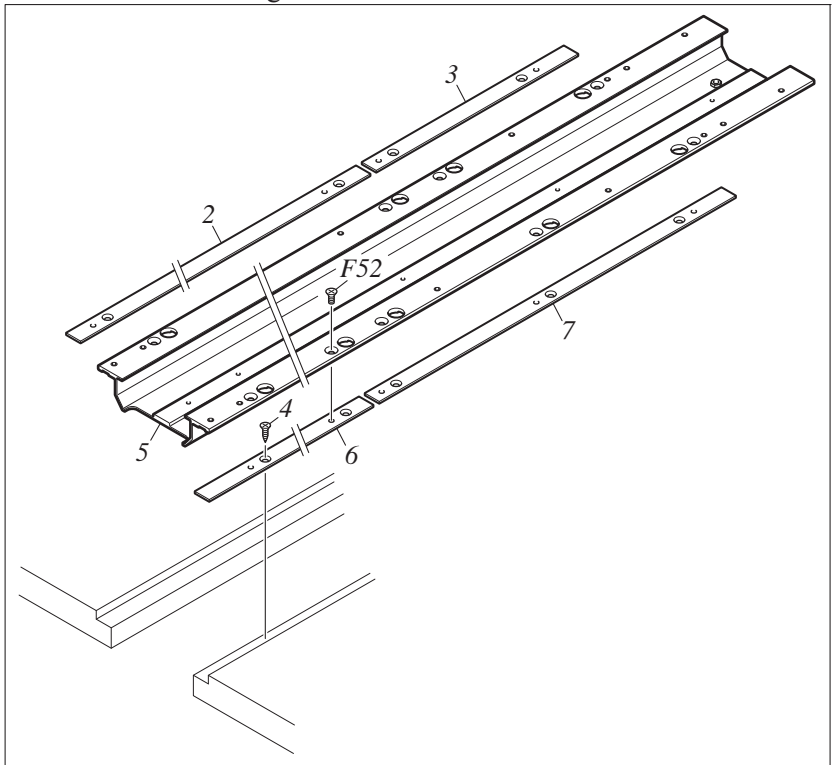
No.	Part Name	Part No.	Remark
1	Y-DRIVE BASE :NO.6 :Y550-800	16061018@010	Y: 800mm or less
1	Y-DRIVE BASE :NO.6 :Y850-	16061020@000	Y: 850mm or more
2	SPACER :NO.2 :T0.5-2	51020009@000	
3	LINEAR WAY	660100@@0000	Y-axis Drive System
4	STUD :NO.4 :M5-7	505405010010	
5	JOINT PLATE :BELT	0F0130020000	
6	TIMING BELT :MA5 :W50/LY	623E00@@@000	
7	Y-AXIS FEED PLATE :NO.1 :A :W50[S]	0F2410210S00	
8	Y-AXIS FEED PLATE :NO.1 :B :W50[S]	0F2410220S00	
9	Y-AXIS FEED PLATE :NO.1 :AZ :W50[S]	0F2410230S00	
10	Y-AXIS FEED PLATE :NO.1 :BZ :W50[S]	0F2410240S00	
11	Y-AXIS FEED PLATE :NO.2 :AZ :W50[S]	0F2420070S00	
12	BEARING BRACKET :Y DRIVE SYSTEM[S]	0F0150130S00	
13	ADJUSTING SPACER :BEARING BRACKET :T0.5	0F0150160000	
14	SCREW WITH ROLLER PIN :NO.1 :M6[S]	514106350S00	
15	Y-AXIS FEED CONNECTING PLATE :Y680-1600[S]	0F014019@S00	
15	Y-AXIS FEED CONNECTING PLATE :AFC :Y680-1600[S]	0F018031@S00	AFC Spec.
16	Y-AXIS FEED CONNECTING PLATE :Y300-1600	0F014019@000	
16	Y-AXIS FEED CONNECTING PLATE :AFC :Y450-1600	0F018031@000	AFC Spec.
17	FELT :10*2*100	0F0170030000	
17	FELT :10*2*500	0F0170130000	
18	SENSOR PLATE :MAGNET[S]	0F0110180S00	
19	FLAT FILLISTER HEAD SCREW :M3*4.3	511103010000	
20	HOLDER :TENSION PULLEY	0F0120070030	
21	STRAIGHT PIN :NO.1 :12MM DIA.	503101110000	
22	BASE :TENSION PULLEY	0F0120140000	
23	TIMING PULLEY :W50-20[S]	501G91020S00	
24	RULON WASHER :TW-1225	638400080000	
25	STRAIGHT PIN :NO.4 :12MM DIA.	503104040000	
26	STRAIGHT PIN :NO.1 :14MM DIA.	503101070010	
27	BEARING CASE :NO.5 :L :25MM DIA.[S]	50852503LS00	
28	BEARING CASE :NO.5 :L	50852503L000	
29	BEARING :6905ZZ	630200310000	
30	BEARING CASE :NO.5 :R :25MM DIA.[S]	50852503RS00	
31	BEARING CASE :NO.5 :R	50852503R000	
32	BEARING COLLAR :20MM DIA.	502720010000	
33	TIMING PULLEY :W50-20	501G91010000	
34	SPECIAL SCREW :UNBRAKO :KCP :M8*8	690200010000	
35	Y SHAFT :20MM DIA.	QR7@03@@0000	
36	BASE :PROXIMITY SWITCH :B	0F011006B000	
37	CARD :MAGNETIC SENSOR A	0J4204400000	
38	CARD :MAGNETIC SENSOR B	0J4204401000	
39	NUT :M4*3.2	0F0110030000	
40	KNURLED SCREW :M4*9	511D04020000	
41			
42			
43			
44			
45			
46			

Note: As for parts with mark @, please follow our instructions on Table of Contents in your parts order.

(XL12)



Y: 680 to 1000mm Right Side Use



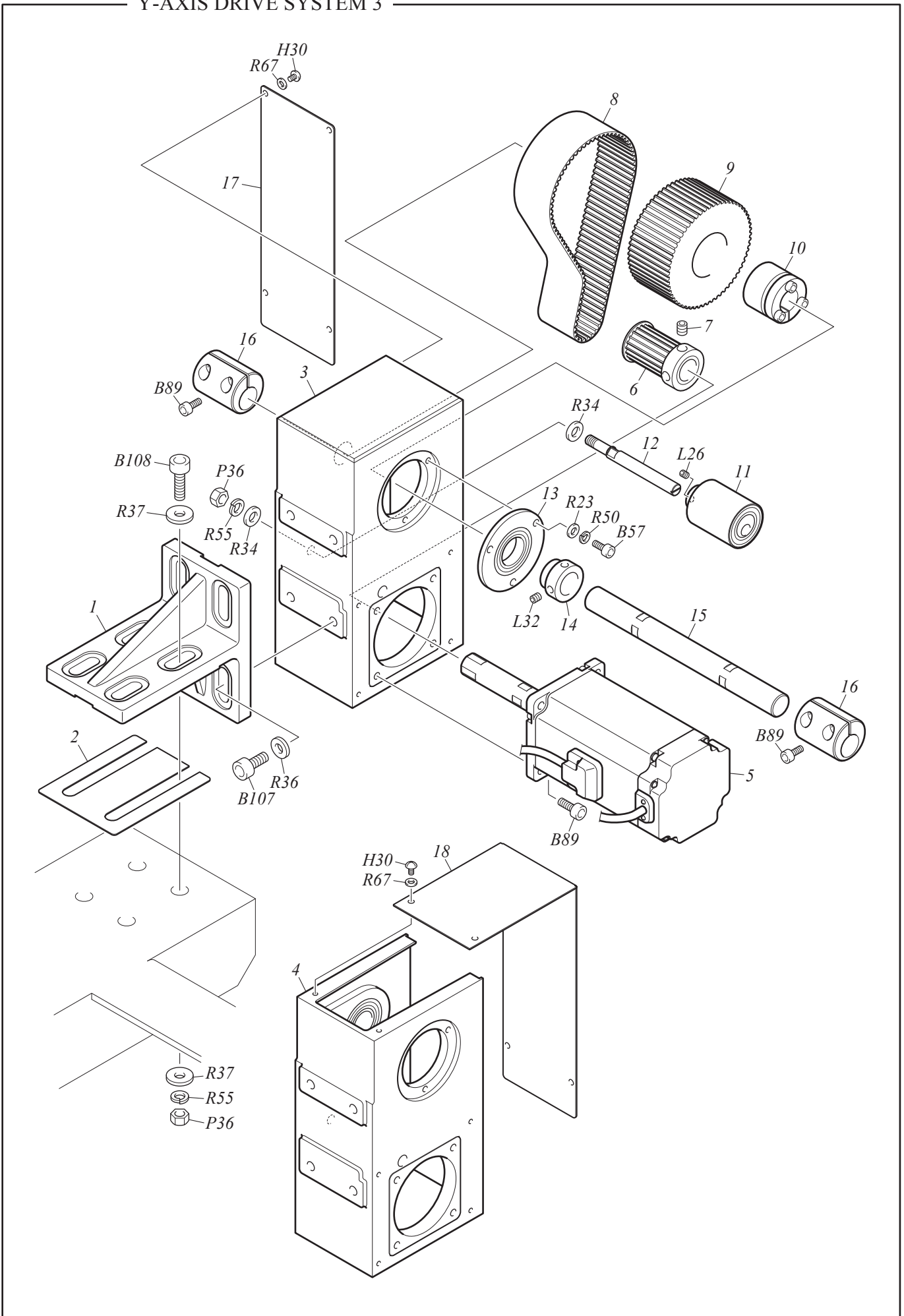
# Y-AXIS DRIVE SYSTEM 2

DI-12-2

No.	Part Name	Part No.	Remark
1	BASE :RAIL :A :Y550 OR LESS[S]	0F312005@S00	Y: 550mm or less
1	BASE :RAIL :A :Y680-/C4[S]	0F314013@S00	Y: 680mm or more
1	BASE :RAIL :A :Y550 OR LESS/200P OR LESS[S]	0F311004@S00	X: 200mm with Y: 550mm or less
1	BASE :RAIL :A :Y680-/200P OR LESS/C4[S]	0F313023@S00	X: 200mm with Y: 680mm or more
2	SPACER :RAIL BASE :A :Y450-	0F324042@010	
3	SPACER :RAIL BASE :B :Y680-	0F324043@000	
4	COUNTERSUNK TAPPING SCREW :3.5P*20	S550532001SD	
5	BASE :RAIL :B :Y680-800/C4[S]	0F314014@S00	Y: 680 to 800mm
5	BASE :RAIL :C :Y850-1000/C4[S]	0F314015@S00	Y: 850 to 1000mm
5	BASE :RAIL :B :Y680-800/200P OR LESS/C4[S]	0F313024@S00	X: 200mm with Y: 680 to 800mm
5	BASE :RAIL :C :Y850-1000/200P OR LESS/C4[S]	0F313025@S00	X: 200mm with Y: 850 to 1000mm
6	SPACER :RAIL BASE :C :Y680-1000	0F324044@010	
7	SPACER :RAIL BASE :D :Y680-1000	0F324045@000	
8	LINEAR WAY	660100@@0000	Y-AXIS Drive System (Front Rail)
9	SLIDE UNIT :LINEAR WAY :W32	9A1605200000	
10	Y-AXIS FEED PLATE :FRONT	0F3210090000	
11	BEARING BRACKET :Y DRIVE SYSTEM[S]	0F0150130S00	
12	ADJUSTING SPACER :BEARING BRACKET :T0.5	0F0150160000	
13	SCREW WITH ROLLER PIN :NO.1 :M6[S]	514106350S00	
14	WIPER :BASE RAIL :L[S]	0F329035LS00	
15	WIPER :BASE RAIL :R[S]	0F329035RS00	
16	WIPER :LINEAR WAY	0F3290360000	
17	BASE :ROLLER HOLDER[A]	0F3290150A00	
18	BASE :ROLLER HOLDER	0F3290150000	
19	HOLDER :ROLLER	0F3290100000	
20	ROLLER :6*15*25	515106010000	
21	STRAIGHT PIN :NO.1 :6MM DIA.	503101310010	
22			
23			
24			
25			
26			
27			
28			
29			
30			
31			
32			
33			
34			
35			
36			
37			
38			
39			
40			
41			
42			
43			
44			

Note: As for parts with mark @, please follow our instructions on Table of Contents in your parts order.

(ZJ07)



# Y-AXIS DRIVE SYSTEM 3

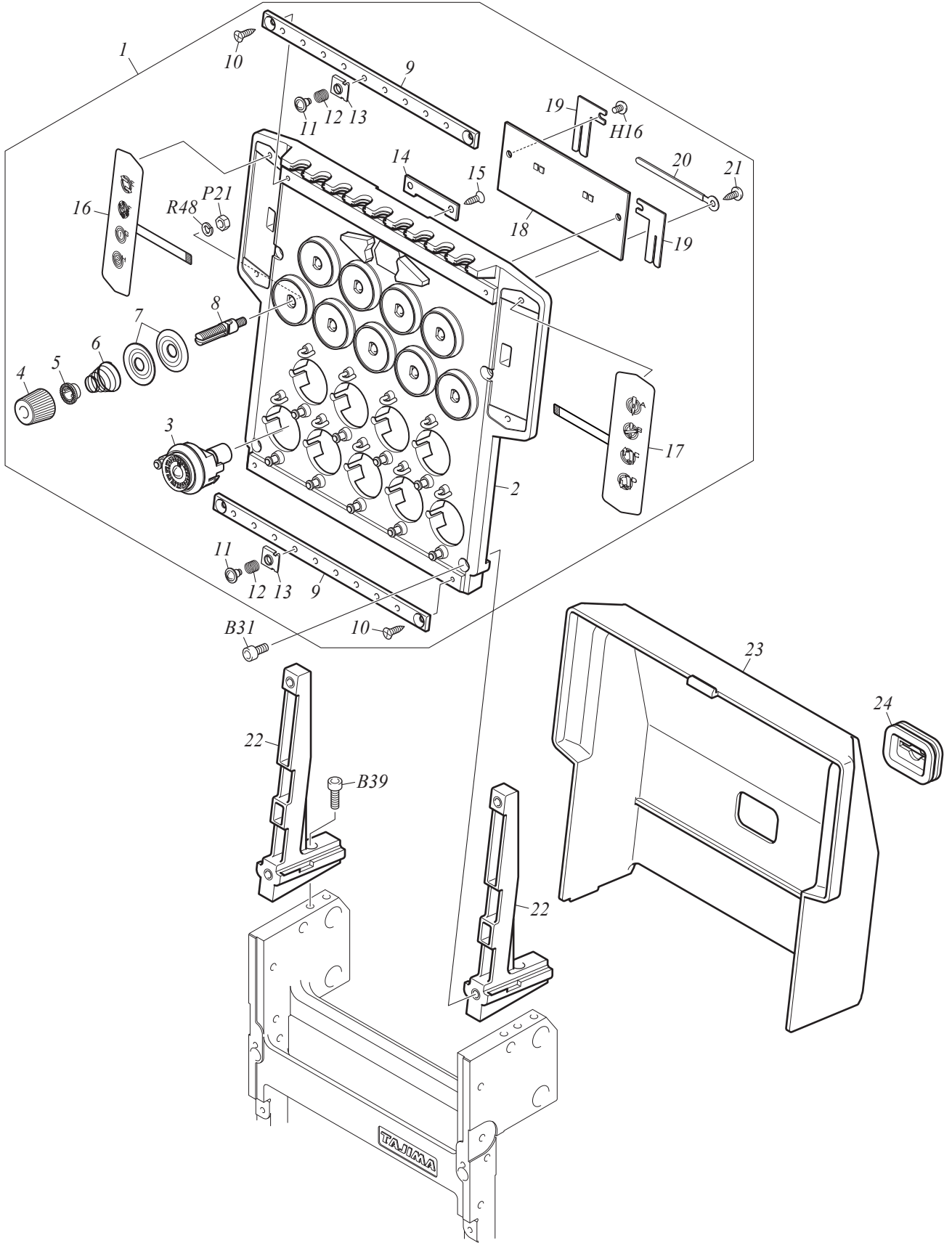
DI-12-3

No.	Part Name	Part No.	Remark
1	BRACKET :SPEED REDUCTION BOX	0F0220120000	
2	SPACER :NO.4 :T0.5-2	51040012@000	
3	SPEED REDUCTION BOX[S]	0F0210060S10	
4	SPEED REDUCTION BOX[S]	0F0210020S00	M/C Total Length 5875mm or less with X: 581mm or more
5	SERVO MOTOR :750W :SFLAG	0J6301600010	
6	TIMING PULLEY :W40-20	501480010000	
7	SPECIAL SCREW :UNBRAKO :KCP :M8*8	690200010000	
8	TIMING BELT :SPEED REDUCTION BOX	625A00010000	
9	TIMING PULLEY :W40-60	501482010000	
10	STAR LOCK :STL21S20*39	504820010000	
11	FLAT PULLEY[S]	501908010S00	
12	SCREW WITH PIN :NO.1 :M8-74.5	513110030010	
13	BEARING CASE :NO.2 :25MM DIA.[S]	508225010S10	
14	BEARING COLLAR :20MM DIA.	502720010000	
15	SHAFT :Y SPEED REDUCTION	0F0220040010	
16	TIGHTENING JOINT :20MM DIA.	504320010010	
17	COVER :SPEED REDUCTION BOX	0F0220010000	
18	COVER :SPEED REDUCTION BOX	0F0220020000	M/C Total Length 5875mm or less with X: 581mm or more
19			
20			
21			
22			
23			
24			
25			
26			
27			
28			
29			
30			
31			
32			
33			
34			
35			
36			
37			
38			
39			
40			
41			
42			
43			
44			
45			
46			
47			
48			
49			
50			

Note: As for parts with mark @, please follow our instructions on Table of Contents in your parts order.

(XL12)

TENSION BASE



# TENSION BASE

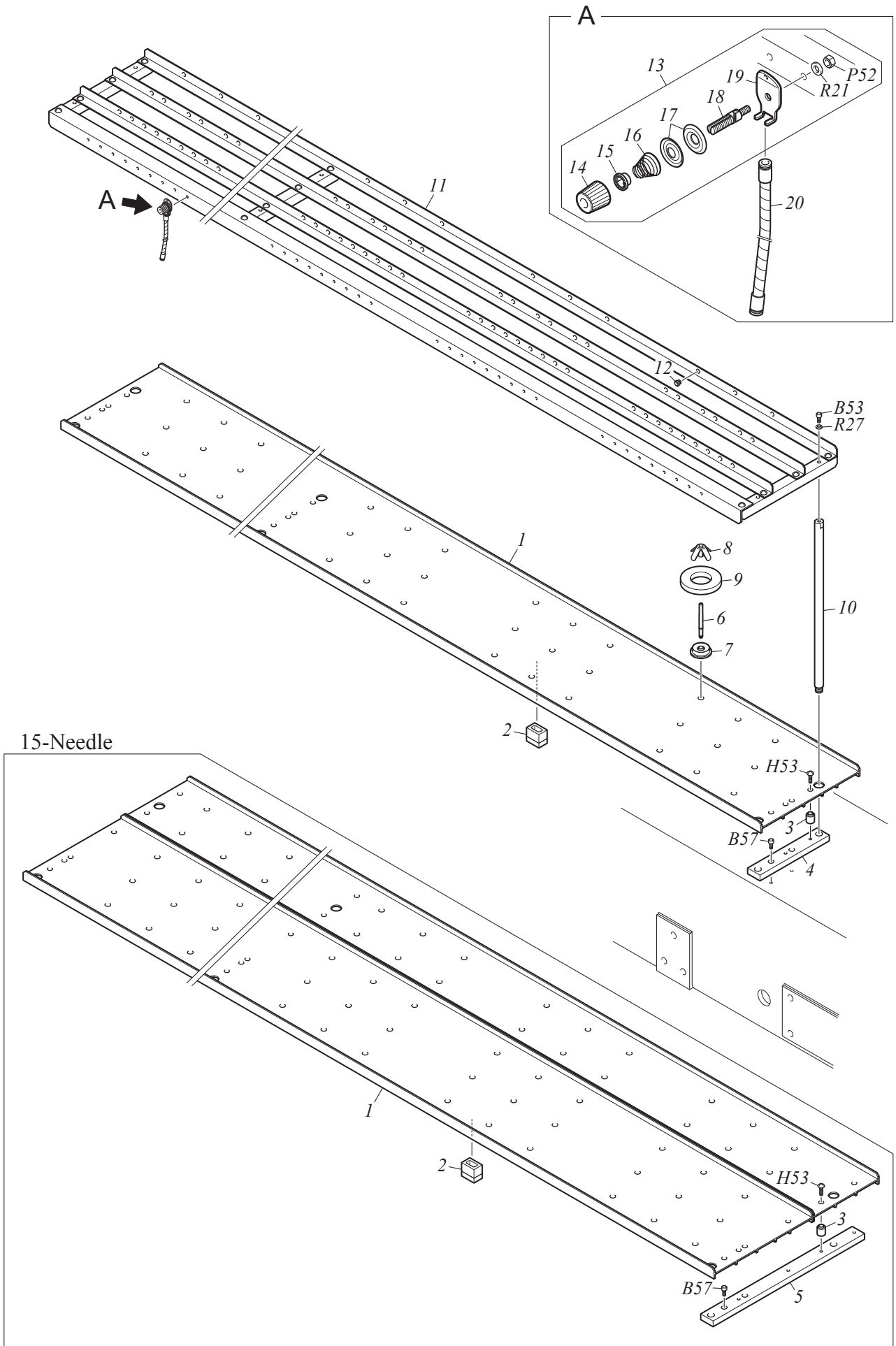
D1-13

No.	Part Name	Part No.	Remark
1	TENSION BASE[T]	0C016001@T20	
2	TENSION BASE[S]	0C016001@S00	
3	ROTARY TENSION DISK[A]	0C0230320A10	
4	KNOB :THREAD TENSION :A	0C0220150000	
5	SPRING HOOK	0C0220080000	
6	TAPER SPRING :0.6MM DIA.	507706010000	
6	TAPER SPRING :0.7MM	507707020010	Thick Thread
7	TENSION DISK	0C0210060000	
8	THREAD TENSION STUD :WITH GROOVE	0C0210070000	
9	BASE :THREAD PRESSER	0C022039@000	
10	COUNTERSUNK TAPPING SCREW :3P*10	S550031001SD	
11	TRUSS HEAD SCREW :STEPPED :M3*4*2	S132030401TD	
12	TAPER SPRING :0.2MM DIA.	507702010000	
13	THREAD PRESSER	0C0220400000	
14	GUIDE PLATE :TENSION BASE	0C0250100000	
15	COUNTERSUNK TAPPING SCREW :3P*8	S550030801SD	
16	SWITCH :MEMBRANE :L	0J0607401000	
17	SWITCH :MEMBRANE :R	0J0607400000	
18	CARD :TENSION BASE :MEMBRANE SWITCH SPEC.	0J2602900000	
19	CLAMP :WIRING	0C0250110010	
20	COATED CLIP :5	644500150000	
21	TRUSS HEAD TAPPING SCREW :3P*6	S530030601SD	
22	BRACKET :TENSION BASE	0C0240070000	
23	COVER :TENSION BASE	0C015008@000	
24	GROMMET	0C0250090010	
25			
26			
27			
28			
29			
30			
31			
32			
33			
34			
35			
36			
37			
38			
39			
40			
41			
42			
43			
44			
45			
46			
47			
48			
49			

Note: As for parts with mark @, please follow our instructions on Table of Contents in your parts order.

(YK09)

THREAD STAND





# THREAD STAND

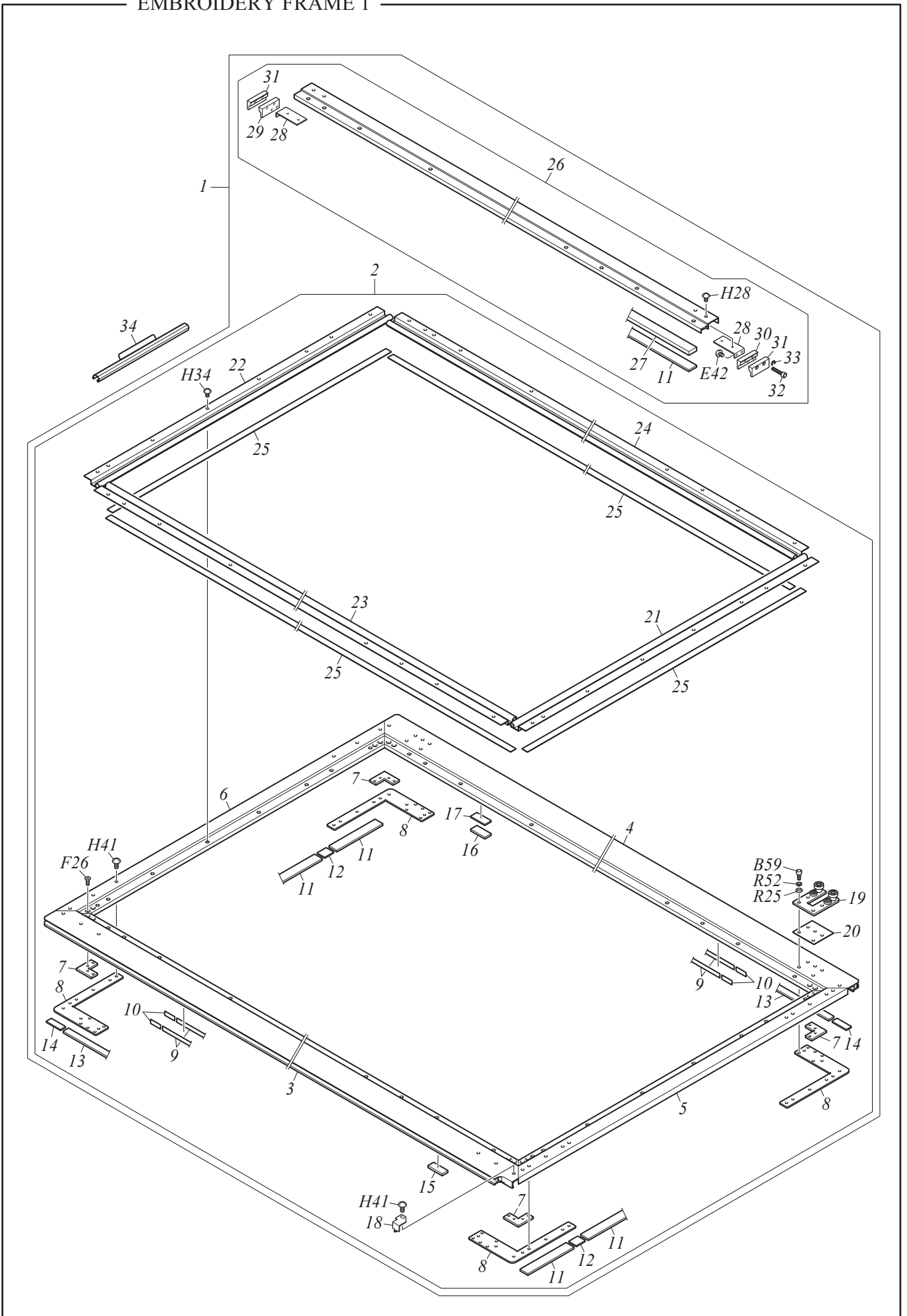
D1-14

No.	Part Name	Part No.	Remark
1	THREAD STAND PLATE[A]	1DQ@@@@@A00	
2	FELT SPACER :THREAD STAND PLATE	0D0110090S00	
3	COLLAR :NO.2 :7MM DIA.	502607010010	
4	BASE :THREAD STAND PLATE	0D0110600000	
4	BASE :THREAD STAND PLATE :09-NEEDLE240P/12-NEEDLE330P	0D0110610000	
5	BASE :THREAD STAND PLATE :15-NEEDLE	0D0110620000	
6	THREAD STAND STUD	0D0110410000	
7	BASE :THREAD STAND STUD	0D0110420000	
8	THREAD STAND BLADE	0D0110010010	
9	THREAD STAND RING :T10	0D0110022010	
10	THREAD COURSE SUPPORT BAR :L345	0D0210313010	
11	THREAD COURSE[A]	1EQ@@@@@A00	
12	THREAD GUIDE COLLAR :BLACK :4.5MM DIA.	516501012010	
12	THREAD GUIDE COLLAR :RED :4.5MM DIA.	516501011010	
13	THREAD TENSION :TUBE :B	UD1100000200	
14	KNOB :THREAD TENSION :A	0C0220150000	
15	SPRING HOOK	0C0220080000	
16	TAPER SPRING :0.6MM DIA.	507706010000	
17	TENSION DISK	0C0220160010	
18	THREAD TENSION STUD :WITH GROOVE	0C0210040000	
19	THREAD TENSION GUIDE :TUBE	0D0210150030	
20	SPIRAL TUBE[A]	0D021005@A00	
21			
22			
23			
24			
25			
26			
27			
28			
29			
30			
31			
32			
33			
34			
35			
36			
37			
38			
39			
40			
41			
42			
43			
44			
45			
46			
47			
48			

Note: As for parts with mark @, please follow our instructions on Table of Contents in your parts order.

(XL12)

EMBROIDERY FRAME 1



# EMBROIDERY FRAME 1

DI-15-1

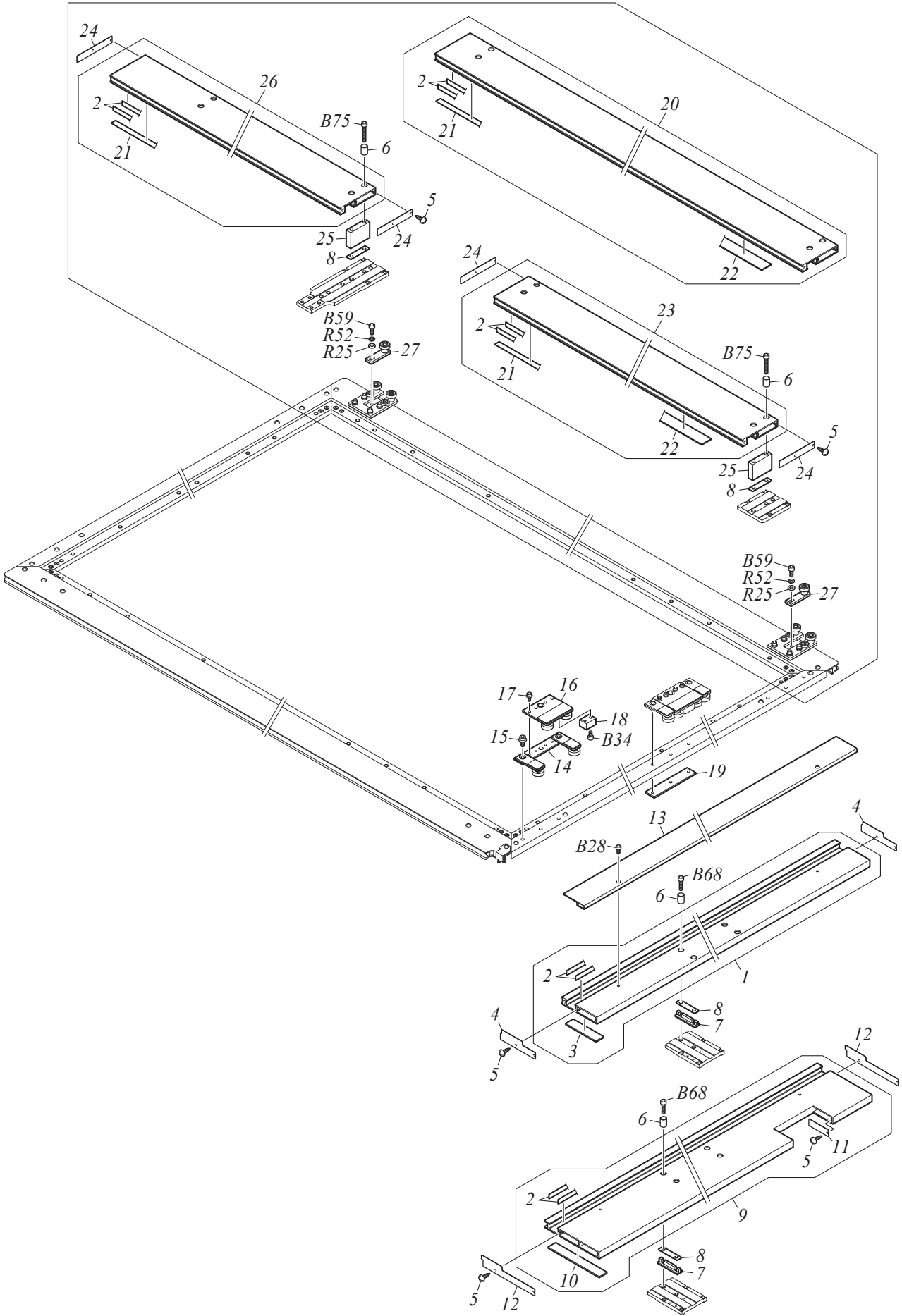
No.	Part Name	Part No.	Remark
1	BORDER FRAME[T]	30G@@@@@T00	
2	BORDER FRAME[A]	30G@@@@@A00	
3	BASE SASH :FRONT	0G151@@@0000	
4	BASE SASH :REAR	0G152@@@0000	
5	BASE SASH :R	0G153@@@0000	
6	BASE SASH :L	0G154@@@0000	
7	CORNER	0G0220060000	
8	CORNER :BORDER FRAME	0G0220490000	
9	RAIL PLATE :0.7*12*330-6500	518302@@0000	
10	MISALIGNMENT-PREVENTIVE PLATE :0.7*12*30	518303010000	
11	FELT :22*4.5*980	0G0240140000	
12	CORK :T3.2	0G0230170000	
13	FELT :15*4.5*980	0G0240260000	
14	CORK :T5	0G0230160000	
15	CORK	0G0230130100	
16	FELT :18*4.5*980	0G0240170000	
17	SPACER :18*3*1000	0G0240180000	
18	POINTER :EMBROIDERY FRAME	0G0270090000	
19	BEARING BRACKET :YZ SASH :A[S]	0G0280240S00	X: 581mm or more
20	SPACER :BEARING BRACKET	0G0250190000	X: 581mm or more
21	BORDER FRAME LENGTHWISE SASH :R :Y450-	0G111007@010	
22	BORDER FRAME LENGTHWISE SASH :L :Y450-	0G113007@010	
23	BORDER FRAME SASH :FRONT	0G121005@010	
24	BORDER FRAME SASH :REAR	0G122005@000	
25	FELT :15*1.3*1000[S]	0G0240200S00	
26	MIDDLE SASH[A]	30G@@@@@CA00	
27	SPACER :23*9*1000	0G0240160000	
28	BRACKET :MIDDLE SASH CLAMP	0G0320030000	
29	CLAMP :MIDDLE SASH :A :L	0G032013L000	
30	CLAMP :MIDDLE SASH :A :R	0G032013R000	
31	CLAMP :MIDDLE SASH :B	0G0320140000	
32	HEXAGON SOCKET HEAD CAP SCREW :STOPPER :M4*20L	511904020000	
33	E-RING :3MM DIA.	611100060000	
34	BORDER FRAME CLIP :BFF8 :L100-300[S]	0G052021@S00	
35			
36			
37			
38			
39			
40			
41			
42			
43			
44			
45			
46			
47			
48			
49			
50			

Note: As for parts with mark @, please follow our instructions on Table of Contents in your parts order.

(YK06)

EMBROIDERY FRAME 2A (X-AXIS DRIVE SYSTEM: TIMING BELT TYPE)

X: 581mm or more



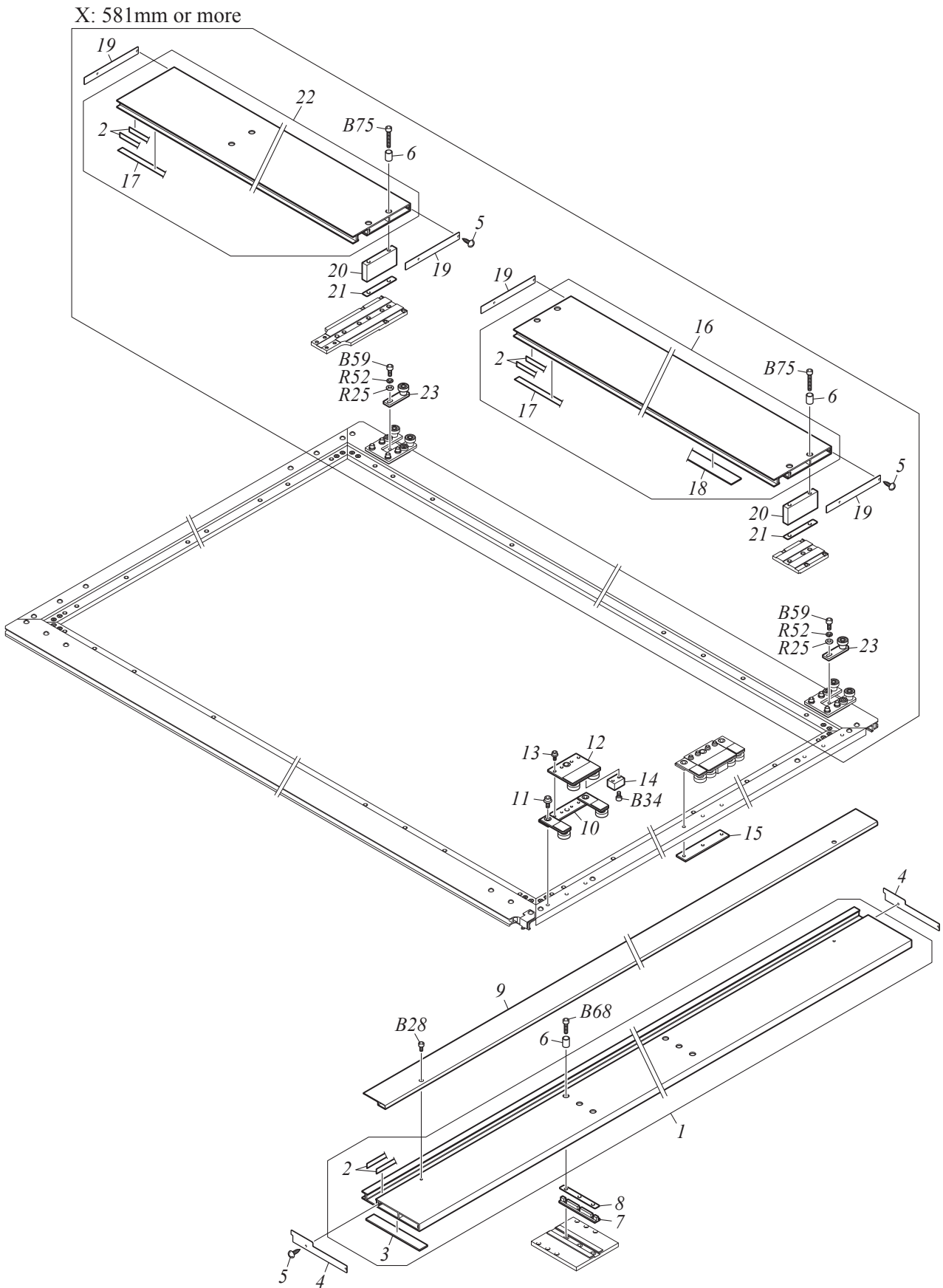
**EMBROIDERY FRAME 2A**  
**(X-AXIS DRIVE SYSTEM: TIMING BELT TYPE)**

D1-15-2a

No.	Part Name	Part No.	Remark
1	XZ SASH :Y300-1600[S]	36130101@S00	Y: 800mm or less
1	XZ SASH :Y450-1600[S]	36130102@S00	Y: 850mm or more, X: 581mm or more with Y: 850 to 1000mm
2	RAIL PLATE :0.7*12*330-6500	518302@@0000	
3	FELT :Z-SPEC. FRAME SASH :20*3*80	0G0140100000	
4	COVER :XZ SASH	0G0120140000	
5	PAN HEAD TAPPING SCREW :3P*8	S560030801SD	
6	HOLDER BUSHING :M5	509905050000	
7	SPACER :XZ SASH	0G0110220000	
8	ADJUSTING SPACER :Z-SPEC. FRAME SASH	0G011023@000	
9	XZ SASH :Y450-[S]	36140104@S00	X: 581mm or more with Y: 1001mm or more
10	FELT :Z-SPEC. FRAME SASH :20*3*135	0G0140090000	
11	COVER :CUT SECTION OF Z-SPEC. FRAME SASH	0G0120170000	
12	COVER :XZ SASH	0G0120130000	
13	COVER :XZ SASH :UPPER	0G012018@000	
14	BEARING BRACKET :XZ SASH :A[S]	0G0280220S00	
15	HEXAGON SOCKET HEAD FLANGE SCREW :M5*12	S123051201TD	
16	BEARING BRACKET :XZ SASH :B[S]	0G0280230S10	
17	HEXAGON SOCKET HEAD FLANGE SCREW :M4*6	S123040601TD	
18	BLOCK :BEARING BRACKET	0G0280260000	
19	FIXING PLATE :BEARING BRACKET	0G0280190000	Y: 1500mm or more
20	Y-AXIS FRAME SASH[S]	374@@@010S00	
21	RESIN TAPE :12*30M	610400040000	
22	FELT :25*2*1000[S]	0G0240240S00	
23	YZ SASH :R[S]	384@@@010S00	
24	COVER :Z FRAME SASH	0G0120160000	
25	SPACER :YZ SASH	0F0150150000	
26	YZ SASH :L[S]	394@@@010S00	
27	BEARING BRACKET :YZ SASH :B[S]	0G0280250S00	
28			
29			
30			
31			
32			
33			
34			
35			
36			
37			
38			
39			
40			
41			
42			
43			
44			
45			
46			
47			
48			
49			

Note: As for parts with mark @, please follow our instructions on Table of Contents in your parts order.

(XL12)



**EMBROIDERY FRAME 2B  
(X-AXIS DRIVE SYSTEM: BALL SCREW TYPE)**

D1-15-2b

No.	Part Name	Part No.	Remark
1	XZ SASH :Y450-800[S]	36140101@S00	X Drive System Span 800mm
1	XZ SASH :Y450-1500[S]	36140102@S00	X Drive System Span 900mm or more
1	XZ SASH :Y680-800_Y1500[S]	36140103@S00	3pcs. X-axis Drive System
2	RAIL PLATE :0.7*12*330-6500	518302@@0000	
3	FELT :Z-SPEC. FRAME SASH :20*3*135	0G0140090000	
4	COVER :XZ SASH	0G0120130000	
5	PAN HEAD TAPPING SCREW :3P*8	S560030801SD	
6	HOLDER BUSHING :M5	509905050000	
7	SPACER :XZ SASH	0G0110210000	
8	ADJUSTING SPACER :Z-SPEC. FRAME SASH	0G011024@000	
9	COVER :XZ SASH :UPPER	0G012018@000	
10	BEARING BRACKET :XZ SASH :A[S]	0G0280220S00	
11	HEXAGON SOCKET HEAD FLANGE SCREW :M5*12	S123051201TD	
12	BEARING BRACKET :XZ SASH :B[S]	0G0280230S10	
13	HEXAGON SOCKET HEAD FLANGE SCREW :M4*6	S123040601TD	
14	BLOCK :BEARING BRACKET	0G0280260000	
15	FIXING PLATE :BEARING BRACKET	0G0280190000	Y: 1500mm or more
16	YZ SASH :R[S]	383@@@010S00	
17	RESIN TAPE :12*30M	610400040000	
18	FELT :25*2*1000[S]	0G0240240S00	
19	COVER :Z FRAME SASH	0G0120150000	
20	SPACER :YZ SASH	0F0150140000	
21	ADJUSTING SPACER :Z-SPEC. FRAME SASH	0G011025@000	
22	YZ SASH :L[S]	393@@@010S00	
23	BEARING BRACKET :YZ SASH :B[S]	0G0280250S00	
24			
25			
26			
27			
28			
29			
30			
31			
32			
33			
34			
35			
36			
37			
38			
39			
40			
41			
42			
43			
44			
45			
46			
47			
48			

Note: As for parts with mark @, please follow our instructions on Table of Contents in your parts order.

(XL12)

BAR SWITCH BOX

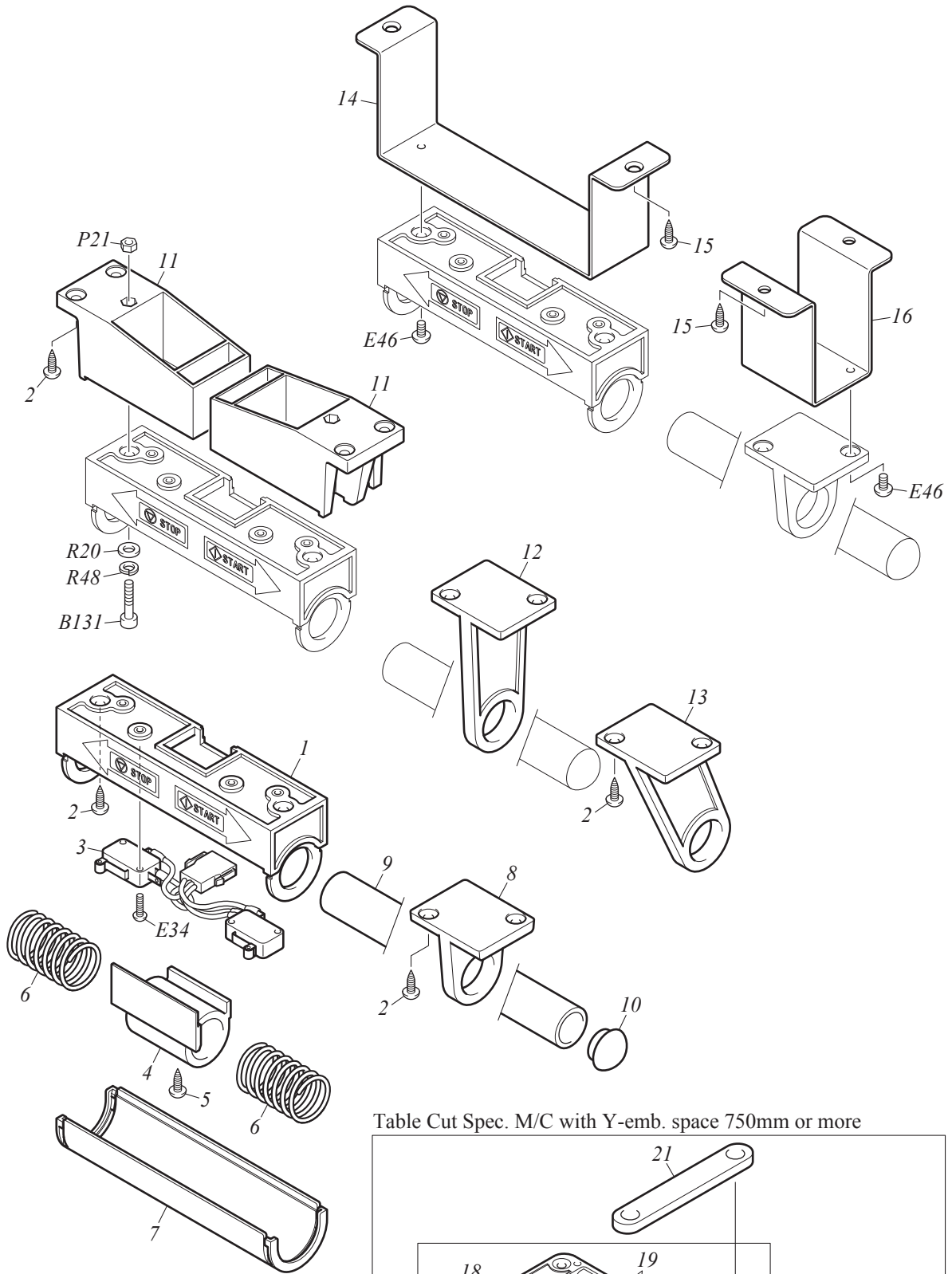
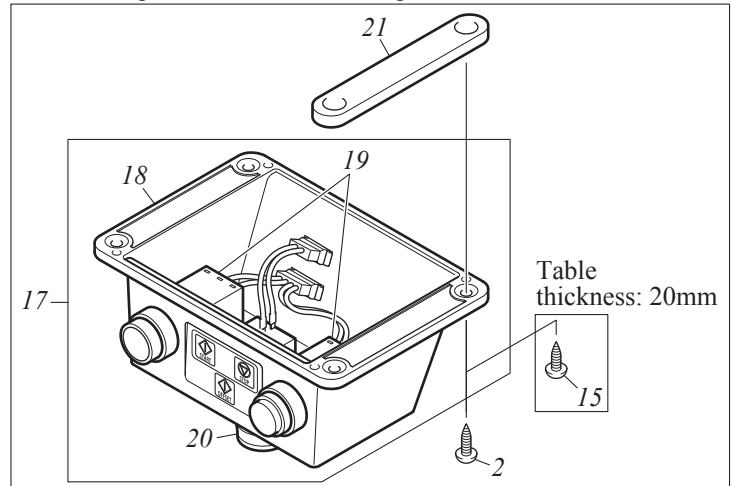


Table Cut Spec. M/C with Y-emb. space 750mm or more





# BAR SWITCH BOX

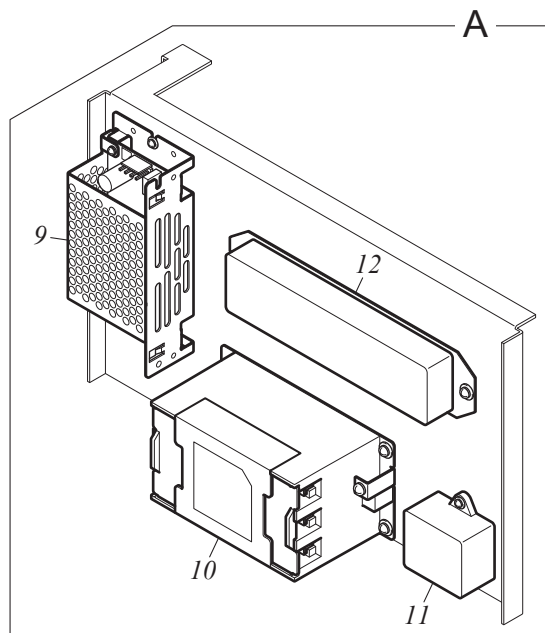
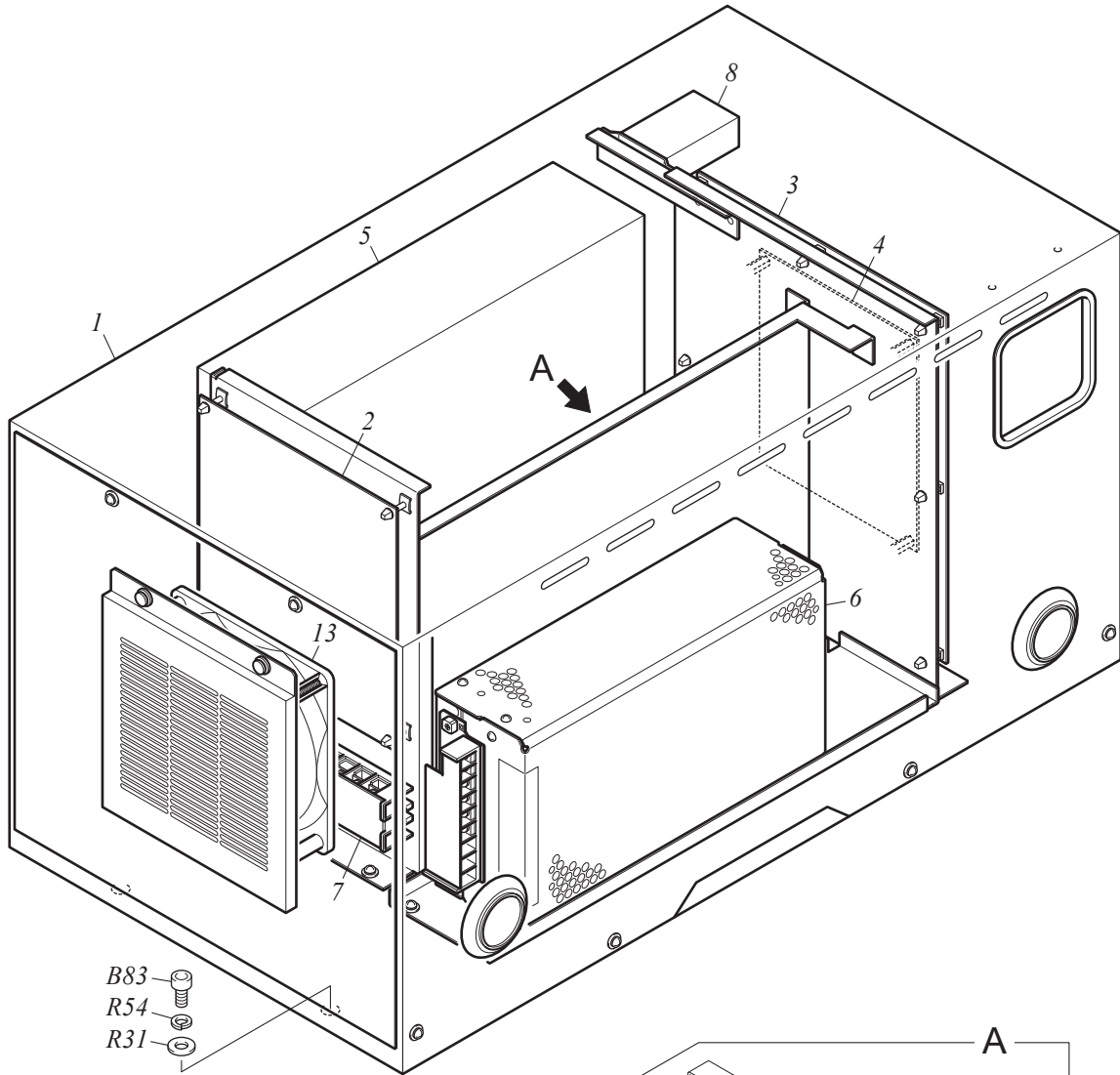
D1-16

No.	Part Name	Part No.	Remark
1	BOX :BAR SWITCH	030240091020	
2	TRUSS HEAD TAPPING SCREW :4P*25	S530042501SD	
3	SWITCH :START/STOP :BAR SWITCH[A]	0J0520200A10	
4	SENSOR PLATE :NO.1	030240110010	
5	TRUSS HEAD TAPPING SCREW :4P*16	S530041601SD	
6	COMPRESSION SPRING :1.8MM DIA.	507618010000	
7	COVER :BAR SWITCH BOX	030240100000	
8	HOLDER :SWITCH BAR	030240050020	
9	SWITCH BAR	030240010000	
10	SIDE COVER	030240030000	
11	BRACKET :BAR SWITCH BOX	030240150010	Table thickness: 26mm with Table Cut
12	HOLDER :SWITCH BAR	030240060010	Table thickness: 26mm with Table Cut
13	HOLDER :SWITCH BAR	030240080000	Table thickness: 26mm with Table Cut
14	BRACKET :BAR SWITCH BOX	030240210000	Table thickness: 20mm with Table Cut
15	TRUSS HEAD TAPPING SCREW :4P*20	S530042001SD	
16	BRACKET :SWITCH BAR HOLDER	0L0340040000	Table thickness: 20mm with Table Cut
17	SWITCH BOX :START/STOP/OFFSET[A]	0J0601400A30	
18	SWITCH BOX :START/STOP/OFFSET	030240180010	
19	SWITCH :START/STOP[A]	0J0603100A00	
20	SWITCH :TABLE OFFSET[A]	0J0603200A00	
21	SPACER :NO.2 :T6	510200560000	Base Rail Section
22			
23			
24			
25			
26			
27			
28			
29			
30			
31			
32			
33			
34			
35			
36			
37			
38			
39			
40			
41			
42			
43			
44			
45			
46			
47			
48			
49			
50			

Note: As for parts with mark @, please follow our instructions on Table of Contents in your parts order.

(XL12)

CONTROLLER BOX



# CONTROLLER BOX

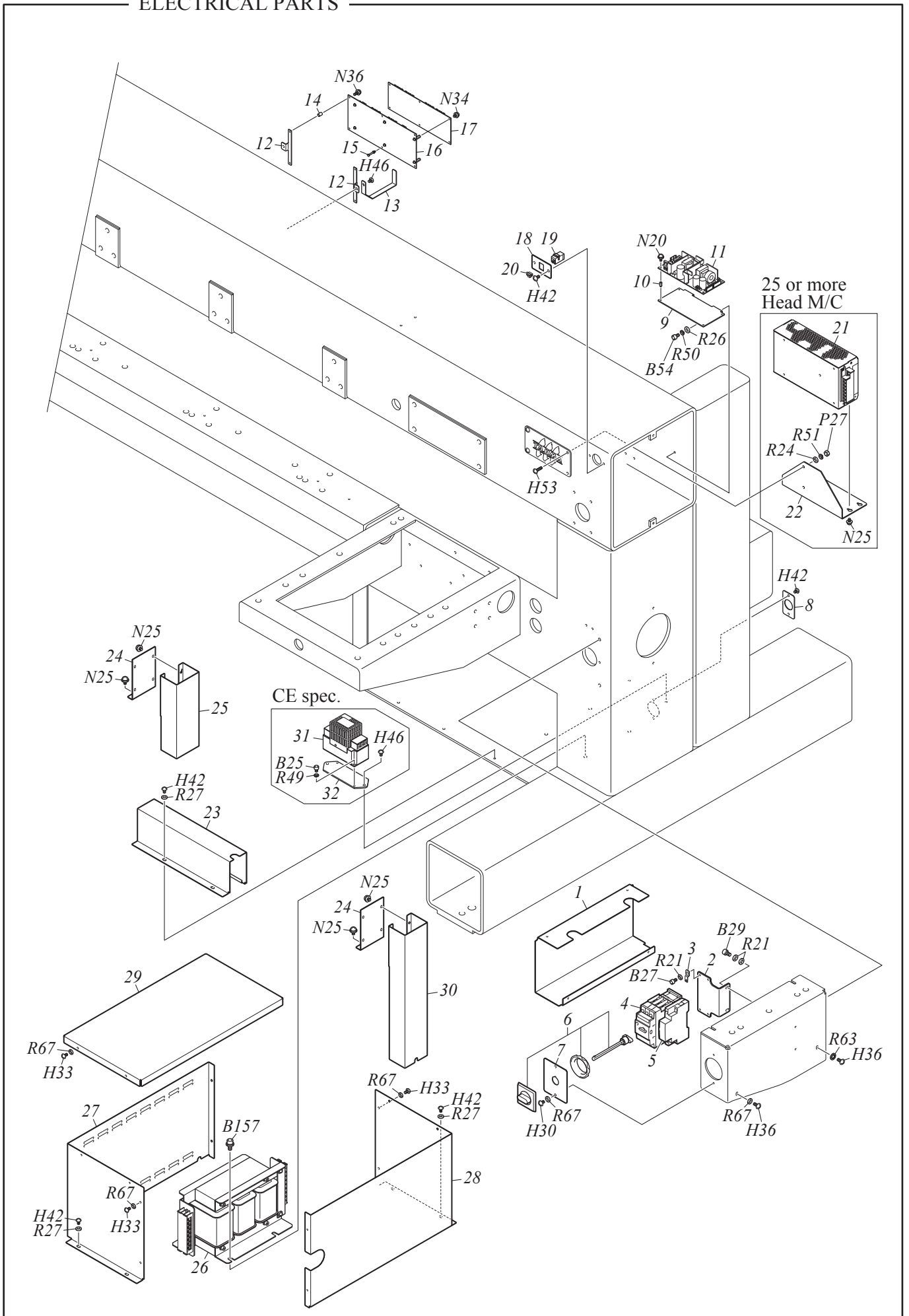
DI-17

No.	Part Name	Part No.	Remark
1	CONTROLLER BOX[A]	0J0205000A10	
2	CARD :AC DRIVER :IDU131	0J2207000000	
3	CARD :JOINT :JOINT131	0J2503900000	
4	CARD :CONTROLLER :CPU131	0J2306400000	
5	AMPLIFIER UNIT :AMP131[A]	0J2207100A00	
6	DC POWER SUPPLY :24V	645300240000	
7	TERMINAL BASE :10P	643400250000	
8	COUNTER :ELECTRO-MAGNETIC	0J4500200010	
9	DC POWER SUPPLY :12V :30W	645300530000	
10	NOISE FILTER :3-PHASE :30A	641400240000	
11	SURGE PROTECTOR	0J4300300000	
12	RESISTOR :BRAKE :40 OHMS 120W	640800200001	
13	MOTOR :FAN[A]	0J6501100A00	
14			
15			
16			
17			
18			
19			
20			
21			
22			
23			
24			
25			
26			
27			
28			
29			
30			
31			
32			
33			
34			
35			
36			
37			
38			
39			
40			
41			
42			
43			
44			
45			
46			
47			
48			
49			
50			

Note: As for parts with mark @, please follow our instructions on Table of Contents in your parts order.

(XL12)

ELECTRICAL PARTS



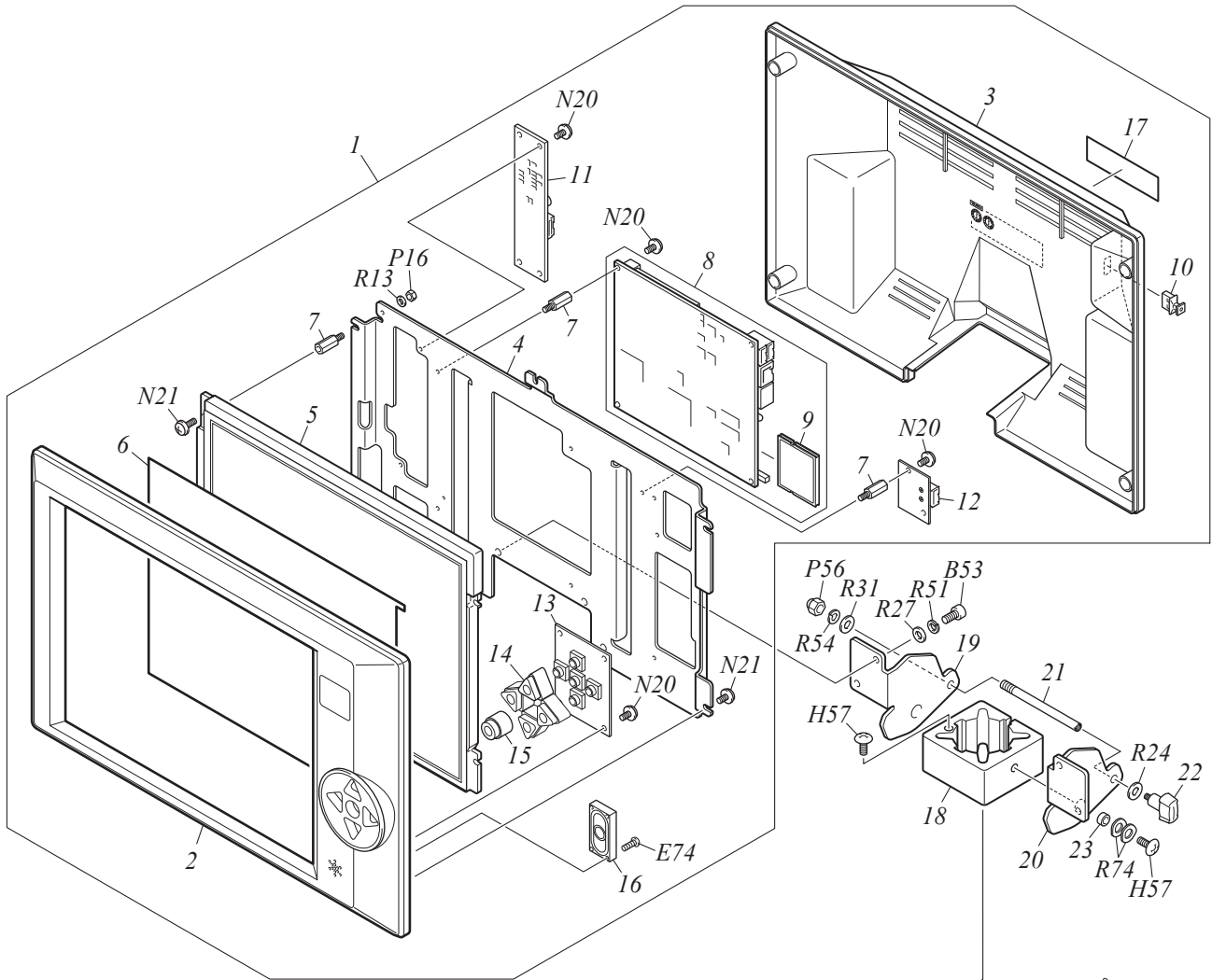
# ELECTRICAL PARTS

D1-18

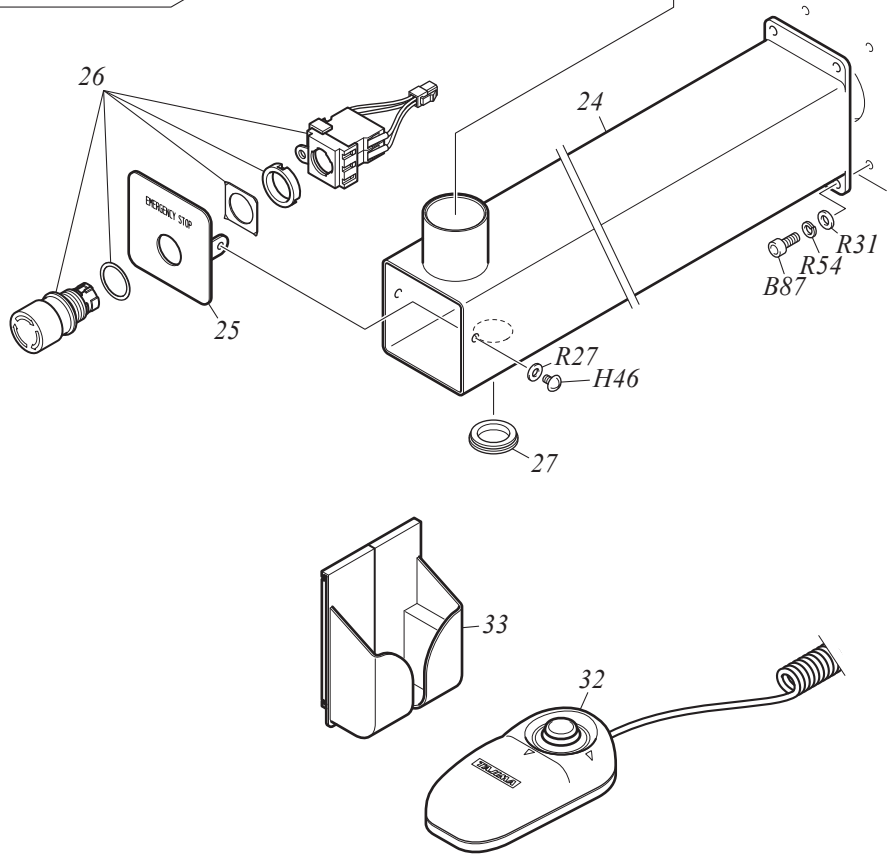
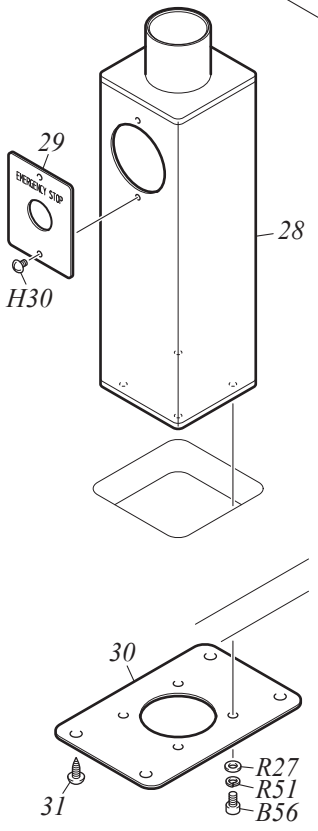
No.	Part Name	Part No.	Remark
1	COVER :BREAKER	03015052@010	
2	BRACKET :BREAKER	430710150000	
3	ACCESSORY :FIXING	644501520000	
4	BREAKER :3-PHASE :20A	646100330000	
5	SHUNT RELEASE	646100290000	
6	LEVER :ROTARY TYPE	646100300000	
7	COVER :BREAKER HANDLE	03013025@000	
8	HOLDER :HARNESS :B	03014003B000	
9	BRACKET :DC POWER SUPPLY	030130320000	
10	SPACER :HEXAGON :L10 :M3	644501330000	
11	DC POWER SUPPLY :24V :150W	645300520000	LED Lamp
12	BRACKET :HEAD CARD	0J1943200000	
13	BRACKET :WIRING HOLDER	0J1502400000	
14	ONE-TOUCH COLLAR :TA-310	644500690000	
15	MINI CARD SPACER :MPS-20	644500700000	
16	CARD :HEAD 131-A	0J2704800000	
17	CARD :HEAD 131-B	0J2704900000	
18	BRACKET :LAN CONNECTOR	431900060000	
19	CONNECTOR :LAN RELAY	643500210000	
20	DUST CAP :LAN	644501460000	
21	DC POWER SUPPLY :24V	645300240000	
22	BRACKET :DC POWER SUPPLY	030130350010	
23	COVER :WIRING :LOWER[A]	03015056@A00	
24	COVER :HARNESS :A	03015057@000	
25	COVER :HARNESS :C	03015059@000	
26	TRANSFORMER :AUTO 3-PHASE	0J0903800000	3-phase 380/415V
26	TRANSFORMER :INSULATION 3-PHASE	0J0903900000	3-phase 220/380/415V CE Spec.
26	TRANSFORMER :INSULATION SINGLE-PHASE	0J0903700000	Single-phase 220/240V CE Spec.
27	COVER :TRANSFORMER :FRONT	03015053@000	
28	COVER :TRANSFORMER :REAR	03015054@000	
29	COVER :TRANSFORMER :UPPER	03015055@000	
30	COVER :HARNESS :B	03015058@000	
31	NOISE FILTER :3-PHASE[A]	0J4600300A00	
31	NOISE FILTER :SINGLE-PHASE[A]	0J4600200A00	
32	BASE :NOISE FILTER	030130340000	
33			
34			
35			
36			
37			
38			
39			
40			
41			
42			
43			
44			
45			
46			
47			

Note: As for parts with mark @, please follow our instructions on Table of Contents in your parts order.

(XL12)



Y: 801mm or more



# OPERATION PANEL

D1-19

No.	Part Name	Part No.	Remark
1	LCD OPERATION PANEL :12.1 INCH[A]	0J0402005A00	
2	CASE :CONTROLLER PANEL :FRONT[S]	0J1412700S10	
3	CASE :CONTROLLER PANEL :REAR[S]	0J1412800S00	
4	CARD BASE :CONTROLLER :1	0J1413101000	
5	LCD PANEL :12.1	0J0401900000	
6	TRANSPARENT PROTECTING SHEET :TOUCH PANEL :12.1	0J1414400000	
7	SPACER :HEXAGON :BSB-312	644500800000	
8	CARD :PANEL CPU :OPERATION PANEL[T]	0J3505005T00	
9	CFAST FLASH CARD :OPERATION PANEL	0J1415205000	
10	DUST CAP :USB	644500490000	
11	CARD :TOUCH PANEL :CONTROL[A]	0J3503700A00	
12	CARD :PANEL :USB[A]	0J3503900A00	
13	CARD :PANEL :SWITCH[A]	0J3506500A00	
14	BUTTON :TRIANGLE :SWITCH	0J1412900000	
15	BUTTON :CIRCLE :SWITCH	0J1413000000	
16	SPEAKER :OPERATION PANEL	0J1414700000	
17	LABEL :LCD OPERATION PANEL :12.1 INCH	0J5108905000	
18	CLAMP :CONTROLLER PANEL	030221000000	
19	BRACKET :CONTROLLER PANEL :L	03022095L000	
20	BRACKET :CONTROLLER PANEL :R	03022095R000	
21	SCREW WITH PIN :NO.4 :M6-75	513406010000	
22	KNOBBED SCREW :NO.2 :M5*9[S]	511F05080S10	
23	COLLAR :NO.1 :6MM DIA.	502506050000	
24	PIPE :CONTROLLER :A[S]	03021056AS00	Y: 550mm or less
24	PIPE :CONTROLLER :B[S]	03021056BS00	Y: 680 to 800mm
25	BASE :EMERGENCY STOP SWITCH[S]	030230270S00	
26	SWITCH :EMERGENCY STOP[A]	0J0605500A00	
27	GROMMET WITH FILM :26A	644500210000	
28	PIPE :CONTROLLER[S]	030210550S00	
29	BASE :EMERGENCY STOP SWITCH	030230130000	
30	BASE :CONTROLLER PIPE	030220910000	
31	TRUSS HEAD TAPPING SCREW :5P*20	S530052001SD	
32	JOG REMOTE-CONTROLLER[A]	0J4200100A00	
33	JOG REMOTE-CONTROLLER POCKET[A]	0J5102100A00	
34			
35			
36			
37			
38			
39			
40			
41			
42			
43			
44			
45			
46			
47			
48			
49			

Note: As for parts with mark @, please follow our instructions on Table of Contents in your parts order.

(ZJ03)

# A, B

No.	Part No.	Remark	No.	Part No.	Remark
<b>A Flat Fillister Head Screw</b>			B17	S120031502TD	M3*15
A1	SA41730351CN	1/8*44*3.5	B18	S120031501TN	M3*15
A2	SA41730501CN	1/8*44*5	B19	S120031601TN	M3*16
A3	SA41730551CN	1/8*44*5.5	B20	S120031801TN	M3*18
A4	SA41730601CN	1/8*44*6	B21	S120032003TD	M3*20
A5	SA41740301CN	9/64*40*3	B22	S120032001TN	M3*20
A6	SA41740402CN	9/64*40*4	B23	S120032501TN	M3*25
A7	SA41740401SA	9/64*40*4	B24	S120033001TN	M3*30 Half Threads
A8	SA41740403CL	9/64*40*4	B25	S120040501TD	M4*5
A9	SA41740404CN	9/64*40*4	B26	S120040502TN	M4*5
A10	SA41740501CN	9/64*40*5	B27	S120040602TD	M4*6
A11	SA41740601CN	9/64*40*6	B28	S120040601TN	M4*6
A12	SA41740602CN	9/64*40*6	B29	S120040801TD	M4*8
A13	SA41740701CN	9/64*40*7	B30	S120040802TN	M4*8
A14	SA41740801CN	9/64*40*8	B31	S120041001TD	M4*10
A15	SA41740802CN	9/64*40*8	B32	S120041002TN	M4*10
A16	SA41740803CN	9/64*40*8	B33	S120041201TD	M4*12
A17	SA41741001CN	9/64*40*10	B34	S120041202TN	M4*12
A18	SA41741202CN	9/64*40*12	B35	S120041401TN	M4*14
A19	SA41741501CN	9/64*40*15	B36	S120041502TD	M4*15
A20	SA41750431TN	11/64*40*4.3	B37	S120041501TN	M4*15
A21	SA41750701CN	11/64*40*7	B38	S120041601TN	M4*16
A22	SA41750751CN	11/64*40*7.5	B39	S120041801TN	M4*18
A23	SA41750901SH	11/64*40*9	B40	S120042002TD	M4*20
A24	SA41751151CN	11/64*40*11.5	B41	S120042001TN	M4*20
A25	SA41751201CN	11/64*40*12	B42	S120042502TD	M4*25
A26	S141030801SC	M3*8	B43	S120042501TN	M4*25
A27	S141030802SD	M3*8	B44	S120042504TN	M4*25 Half Threads
A28	S141031001CC	M3*10	B45	S120043001TN	M4*30
A29	S141041001SC	M4*10	B46	S120043502TD	M4*35
A30	SA41740653TB	9/64*40*6.5	B47	S120043501TN	M4*35
A31	SA41741401CN	9/64*40*14	B48	S120044001TN	M4*40
			B49	S120044501TN	M4*45
<b>B Hexagon Socket Head Cap Screw</b>			B50	S120050601TN	M5*6
B1	S120020801TD	M2*8	B51	S120050801TD	M5*8
B2	S120021001TD	M2*10	B52	S120050802TN	M5*8
B3	S120480501TN	M2.6*5	B53	S120051001TD	M5*10
B4	S120030301TN	M3*3	B54	S120051002TN	M5*10
B5	S120030401TN	M3*4	B55	S120051004TP	M5*10
B6	S120030502TD	M3*5	B56	S120051201TD	M5*12
B7	S120030501TN	M3*5	B57	S120051202TN	M5*12
B8	S120030601TD	M3*6	B58	S120051401TN	M5*14
B9	S120030602TN	M3*6	B59	S120051501MZ	M5*15
B10	S120030804MZ	M3*8	B60	S120051502TD	M5*15
B11	S120030801TD	M3*8	B61	S120051503TN	M5*15
B12	S120030802TN	M3*8	B62	S120051601TN	M5*16
B13	S120031001TD	M3*10	B63	S120051801TN	M5*18
B14	S120031002TN	M3*10	B64	S120052001TD	M5*20
B15	S120031203TD	M3*12	B65	S120052002TN	M5*20
B16	S120031201TN	M3*12	B66	S120052201TN	M5*22



# B

No.	Part No.	Remark	No.	Part No.	Remark
<b>B</b>	<b>Hexagon Socket Head Cap Screw</b>		B116	S120102002TD	M10*20
B67	S120052301TN	M5*23	B117	S120102001TN	M10*20
B68	S120052501TN	M5*25	B118	S120102501TN	M10*25
B69	S120053001TN	M5*30	B119	S120103001TN	M10*30
B70	S120053503TD	M5*35	B120	S120103501TN	M10*35
B71	S120053501TN	M5*35	B121	S120104001TN	M10*40
B72	S120053502TN	M5*35 Half Threads	B122	S120123001TN	M12*30
B73	S120054001TN	M5*40	B123	S120123501TN	M12*35
B74	S120054501TN	M5*45	B124	S120081801TN	M8*18
B75	S120055001TN	M5*50	B125	S120470501TN	M2.5*5
B76	S120055002TN	M5*50 Half Threads	B126	S120052502TD	M5*25
B77	S120055501TN	M5*55	B127	S120030302TD	M3*3
B78	S120056001TN	M5*60	B128	S120051504TN	M5*15 Low Head
B79	S120056003TN	M5*60 Half Threads	B129	S120031801TD	M3*18
B80	S120060801TN	M6*8	B130	S120052801TN	M5*28
B81	S120060901TN	M6*9	B131	S120044502TN	M4*45 Half Threads
B82	S120061001TN	M6*10	B132	S120081501TD	M8*15
B83	S120061202TD	M6*12	B133	S120051802TD	M5*18
B84	S120061201TN	M6*12	B134	S120470401TN	M2.5*4
B85	S120061501TD	M6*15	B135	S120033003SD	M3*30
B86	S120061502TN	M6*15	B136	S120030402TD	M3*4
B87	S120061801TD	M6*18	B137	S120033002TN	M3*30
B88	S120061802TN	M6*18	B138	S120067502TN	M6*75
B89	S120062001TN	M6*20	B139	S120050501TN	M5*5
B90	S120062501TN	M6*25	B140	S120082001TD	M8*20
B91	S120063001TN	M6*30	B141	S120086002TD	M8*60
B92	S120063501TN	M6*35	B142	S120062002TD	M6*20
B93	S120064001TN	M6*40	B143	S120043503TD	M4*35 Half Threads
B94	S120064501TN	M6*45	B144	S120044003TN	M4*40 Half Threads
B95	S120064502TN	M6*45 Half Threads	B145	S120030605TD	M3*6 Low Head
B96	S120065001TN	M6*50 Half Threads	B146	S120042202TD	M4*22
B97	S120066501TN	M6*65	B147	S120062502TD	M6*25
B98	S120067501TN	M6*75 Half Threads	B148	S120045501TN	M4*55 Half Threads
B99	S120068001TN	M6*80 Half Threads	B149	S120123001TD	M12*30
B100	S12006A001TN	M6*100	B150	S120034001TN	M3*40
B101	S120081201TN	M8*12	B151	S120035001TN	M3*50
B102	S120081502TN	M8*15	B152	S120470502TD	M2.5*5
B103	S120081503TP	M8*15	B153	S120081202TD	M8*12
B104	S120081601TN	M8*16	B154	S120042201TN	M4*22
B105	S120082001TN	M8*20	B155	S120041802TD	M4*18
B106	S120082502TN	M8*25	B156	S120041602TD	M4*16
B107	S120083001TN	M8*30	B157	S120081504TN	M8*15 With Washer
B108	S120083501TN	M8*35	B158	S120050602TD	M5*6
B109	S120084001TN	M8*40	B159	S120045001TD	M4*50
B110	S120084002TN	M8*40 Half Threads	B160	S120044002TD	M4*40
B111	S120084501TN	M8*45	B161	S120082501TD	M8*25
B112	S120084502TN	M8*45 Half Threads	B162	S120040603SC	M4*6 Extra Low Head
B113	S120085001TN	M8*50	B163	S120470301TN	M2.5*3
B114	S120086001TN	M8*60	B164	S120031401TN	M3*14
B115	S120087001TN	M8*70	B165	S123040601TD	M4*6 With Flange

# B, C, D, E

No.	Part No.	Remark	No.	Part No.	Remark
<b>B Hexagon Socket Head Cap Screw</b>			D3	SA43740502CN	9/64*40*5
B166	S123040603MZ	M4*6 With Flange	D4	SA43740503CN	9/64*40*5
B167	S123040801TN	M4*8 With Flange	D5	SA43740504CN	9/64*40*5
B168	S123050601MZ	M5*6 With Flange	D6	SA43740601CL	9/64*40*6
B169	S123050801MZ	M5*8 With Flange	D7	SA43740602CN	9/64*40*6
B170	S123051001MZ	M5*10 With Flange	D8	SA43740603CL	9/64*40*6
B171	S123051201TD	M5*12 With Flange	D9	SA43740604CN	9/64*40*6
B172	S123051202MZ	M5*12 With Flange	D10	SA43740682CN	9/64*40*6.8
B173	S123060801TD	M6*8 With Flange	D11	SA43740801CL	9/64*40*8
B174	S120053002TD	M5*30	D12	SA43740802CN	9/64*40*8
B175	S120063002TD	M6*30	D13	SA43741001CN	9/64*40*10
B176	S120050502TD	M5*5	D14	SA43741201CN	9/64*40*12
B177	S120043002TN	M4*30 Half Threads	D15	SA43750601CN	11/64*40*6
B178	S120020601TN	M2*6	D16	SA43750652CN	11/64*40*6.5
			D17	SA43751051CN	11/64*40*10.5
<b>C Hexagon Bolt</b>			D18	SA43751201CN	11/64*40*12
C1	S121030601SD	M3*6	D19	SA43751501CN	11/64*40*15
C2	S121040801SD	M4*8	D20	SA43812451CN	9/32*28*24.5
C3	S121042501SD	M4*25	D21	S143030501SD	M3*5
C4	S121051001SD	M5*10			
C5	S121051502SC	M5*15	<b>E Pan Head Screw</b>		
C6	S121051501SD	M5*15	E1	S160410141MZ	M1.4*1.4
C7	S121052001SD	M5*20	E2	S160020202MZ	M2*2
C8	S121061501SC	M6*15	E3	S160020301MZ	M2*3
C9	S121062501TN	M6*25	E4	S160020401MZ	M2*4
C10	S121064501SD	M6*45	E5	S160020801MZ	M2*8
C11	S121065001SC	M6*50	E6	S160470301MZ	M2.5*3
C12	S121065002SD	M6*50	E7	S160470402MZ	M2.5*4
C13	S121065501SD	M6*55	E8	S160470501MZ	M2.5*5
C14	S121066501SD	M6*65	E9	S160470801MZ	M2.5*8
C15	S121067501SC	M6*75	E10	S160471301MZ	M2.5*13
C16	S121081501TN	M8*15	E11	S160471302SD	M2.5*13
C17	S121081801TN	M8*18	E12	S160480601SD	M2.6*6
C18	S121103001TN	M10*30	E13	S160030301MZ	M3*3
C19	S121103502SC	M10*35	E14	S160030302SD	M3*3
C20	S121103501TN	M10*35	E15	S160030403CD	M3*4
C21	S121104001SC	M10*40	E16	S160030401MZ	M3*4
C22	S121125001TN	M12*50	E17	S160030402SD	M3*4
C23	S12112B001TN	M12*110	E18	S160030501MZ	M3*5
C24	S121082501TN	M8*25	E19	S160030502SD	M3*5
C25	S121102501TN	M10*25	E20	S160030601MZ	M3*6
C26	S121082202TN	M8*22	E21	S160030603SA	M3*6
C27	S121041001SD	M4*10	E22	S160030602SD	M3*6
C28	S121040601SD	M4*6	E23	S160030801MZ	M3*8
C29	S121061503SD	M6*15	E24	S160030803SA	M3*8
C30	S121051801SD	M5*18	E25	S160030802SD	M3*8
			E26	S160031001MZ	M3*10
<b>D Round Fillister Head Screw</b>			E27	S160031003SC	M3*10 Half Threads
D1	SA43740401CL	9/64*40*4	E28	S160031002SD	M3*10
D2	SA43740501CL	9/64*40*5	E29	S160031101SC	M3*11 Half Threads

# E, F

No.	Part No.	Remark	No.	Part No.	Remark
<b>E</b>	<b>Pan Head Screw</b>		E79	S160470403SD	M2.5*4
E30	S160031201MZ	M3*12	E80	S160021201SD	M2*12
E31	S160031202SD	M3*12			
E32	S160031401SA	M3*14	<b>F Countersunk Head Screw</b>		
E33	S160031402SD	M3*14	F1	SA51741001CN	9/64*40*10
E34	S160031501SD	M3*15	F2	SA50750801CN	11/64*40*8
E35	S160031601SD	M3*16	F3	S150020601SD	M2*6
E36	S160031801SD	M3*18	F4	S150030401MZ	M3*4
E37	S160032001SD	M3*20	F5	S150030402SD	M3*4
E38	S160033001SD	M3*30	F6	S150030501MZ	M3*5
E39	S160034002SD	M3*40	F7	S150030502SD	M3*5
E40	S160035001SD	M3*50 Half Threads	F8	S151030601SD	M3*6
E41	S160040401SD	M4*4	F9	S150030601MZ	M3*6
E42	S160040501SD	M4*5	F10	S150030602SD	M3*6
E43	S160040601MZ	M4*6	F11	S150030701SD	M3*7
E44	S160040602SD	M4*6	F12	S151030801SD	M3*8
E45	S160040801SD	M4*8	F13	S150030801MZ	M3*8
E46	S160041001SD	M4*10	F14	S150030804SC	M3*8
E47	S160041201SD	M4*12	F15	S150030802SD	M3*8
E48	S160041501SD	M4*15	F16	S150030803SN	M3*8
E49	S160041801SD	M4*18	F17	S150031002MZ	M3*10
E50	S160043001SD	M4*30	F18	S150031001SD	M3*10
E51	S160045001SD	M4*50	F19	S150031201MZ	M3*12
E52	S160046001SD	M4*60	F20	S150031202SD	M3*12
E53	S160050601SD	M5*6	F21	S150031501MZ	M3*15
E54	S160050701SD	M5*7	F22	S150031601SD	M3*16
E55	S160050801SD	M5*8	F23	S150040501SD	M4*5
E56	S160051002MZ	M5*10	F24	S150040602MZ	M4*6
E57	S160051001SD	M5*10	F25	S150040601SD	M4*6
E58	S160051201SD	M5*12	F26	S150040801MZ	M4*8
E59	S160053001SD	M5*12	F27	S150040802SD	M4*8
E60	S160051501SD	M5*15	F28	S150041001MZ	M4*10
E61	S160054501SD	M5*45	F29	S150041002SD	M4*10
E62	S160055001SD	M5*50	F30	S150041201SD	M4*12
E63	S160056001SD	M5*60	F31	S150041401SD	M4*14
E64	S160047001SD	M4*70	F32	S150041501SD	M4*15
E65	S160480801SD	M2.6*8	F33	S150042001SD	M4*20
E66	S160030504SC	M3*5	F34	S150042201SD	M4*22
E67	S160480602MZ	M2.6*6	F35	S150042501SD	M4*25
E68	S160031403MZ	M3*14	F36	S150050601SD	M5*6
E69	S160042001SD	M4*20	F37	S150050801SD	M5*8
E70	S160044501SD	M4*45	F38	S150051001MZ	M5*10
E71	S160020203SD	M2*2	F39	S150051002SD	M5*10
E72	S160470502SD	M2.5*5	F40	S150051201SD	M5*12
E73	SA60740551TN	9/64*40*5.5	F41	S150051501SD	M5*15
E74	S160431001MZ	M1.7*10	F42	S150053001SD	M5*30
E75	S160043501SD	M4*35	F43	S150053501SD	M5*35
E76	S160020501SD	M2*5	F44	S150054001SD	M5*40
E77	S160052501SD	M5*25	F45	S150061502SC	M6*15
E78	S160044001SD	M4*40	F46	S150061503SD	M6*15

# F, G, H

No.	Part No.	Remark	No.	Part No.	Remark
<b>F Countersunk Head Screw</b>			H26	S130040401SD	M4*4
F47	S150063501SD	M6*35	H27	S130040501MZ	M4*5
F48	S150081201SD	M8*12	H28	S130040502SD	M4*5
F49	S150087001TN	M8*70	H29	S130040601MZ	M4*6
F50	S150061801SD	M6*18	H30	S130040602SD	M4*6
F51	S150052501SD	M5*25	H31	S130040651SD	M4*6.5
F52	S150040502MZ	M4*5	H32	S130040801MZ	M4*8
F53	S150020301MZ	M2*3	H33	S130040802SD	M4*8
F54	S150020401MZ	M2*4	H34	S130040803MZ	M4*8 JIS
F55	S150480401MZ	M2.6*4	H35	S130041002MZ	M4*10
F56	S150031401SD	M3*14	H36	S130041001SD	M4*10
F57	S150020302MZ	M2*3 0-TYPE 1	H37	S130041201SD	M4*12
			H38	S130041502SD	M4*15
<b>G Round Countersunk Head Screw</b>			H39	S130042001SD	M4*20
G1	SA53730601CL	1/8*44*6	H40	S130050501SD	M5*5
G2	SA53740301CL	9/64*40*3	H41	S130050602MZ	M5*6
G3	SA53740351CL	9/64*40*3.5	H42	S130050601SD	M5*6
G4	SA53740401CL	9/64*40*4	H43	S130050651SD	M5*6.5
G5	SA53740601CL	9/64*40*6	H44	S130050701SD	M5*7
G6	SA53740701CL	9/64*40*7	H45	S130050801MZ	M5*8
G7	SA53740951CL	9/64*40*9.5	H46	S130050802SD	M5*8
G8	SA53741201CL	9/64*40*12	H47	S130051002MZ	M5*10
G9	SA53740681CL	9/64*40*6.8	H48	S130051001SD	M5*10
			H49	S130051201MZ	M5*12
<b>H Truss Head Screw</b>			H50	S130051202SD	M5*12
H1	SA30730701CL	1/8*44*7	H51	S130051501SD	M5*15
H2	SA30740301CL	9/64*40*3.5	H52	S130052001SD	M5*20
H3	SA30740401CL	9/64*40*4	H53	S130052502SD	M5*25
H4	SA31740401CM	9/64*40*4	H54	S130053001SD	M5*30
H5	SA30740601CL	9/64*40*6	H55	S130053501SD	M5*35
H6	SA30740801CL	9/64*40*8	H56	S130060801SD	M6*8
H7	S130470301MZ	M2.5*3	H57	S130061001SD	M6*10
H8	S130470302SD	M2.5*3	H58	S130062201SD	M6*22
H9	S130470401MZ	M2.5*4	H59	S130062501SD	M6*25
H10	S130470402SA	M2.5*4	H60	S130063501SD	M6*35
H11	S130470403SD	M2.5*4	H61	S130064001SD	M6*40
H12	S130030301MZ	M3*3	H62	S130031501SD	M3*15
H13	S130030302SD	M3*3	H63	S130043501SD	M4*35
H14	S130030402SD	M3*4	H64	S130020201SD	M2*2
H15	S130030501MZ	M3*5	H65	S130470501SD	M2.5*5
H16	S130030502SD	M3*5	H66	S130052002MZ	M5*20
H17	S130030601MZ	M3*6	H67	S130054501SE	M5*45
H18	S130030602SD	M3*6	H68	S130050502MZ	M5*5
H19	S130030603SA	M3*6	H69	S130054001SD	M5*40
H20	S130030802SD	M3*8	H70	S130055001SD	M5*50
H21	S130030803SA	M3*8	H71	S130030801MZ	M3*8
H22	S130031001MZ	M3*10	H72	S130052201SD	M5*22
H23	S130031002SD	M3*10	H73	S130041802MZ	M4*18
H24	S130032001SD	M3*20	H74	S130055501SD	M5*55
H25	S130040401MZ	M4*4	H75	S130041202SD	M4*12 JIS

# H, J, K, L, M

No.	Part No.	Remark	No.	Part No.	Remark
<b>H</b> Truss Head Screw			L19	S170040601TN	M4*6
H76	SA30740501CL	9/64*40*5	L20	S170040602TN	M4*6 Half Threads
H77	SA30741001CL	9/64*40*10	L21	S170040801TN	M4*8
H78	S130041203MZ	M4*12	L22	S170041001TN	M4*10
			L23	S170041201TN	M4*12
<b>J</b> Round Head Screw			L24	S170050401TN	M5*4
J1	S162020301MZ	M2*3	L25	S170050501TN	M5*5
J2	S162030801SD	M3*8	L26	S170050601TN	M5*6
J3	S162030802SE	M3*8	L27	S170050801TN	M5*8
J4	S162031001MZ	M3*10	L28	S170051001TN	M5*10
			L29	S170051201TN	M5*12
<b>K</b> Slotted Set Screw			L30	S170051501TN	M5*15
K1	SA71730351CN	1/8*44*3.5	L31	S170060501TN	M6*5
K2	SA71740601CN	9/64*40*6	L32	S170060601TN	M6*6
K3	SA71750251CN	11/64*40*2.5	L33	S170060801TN	M6*8
K4	SA71750351CN	11/64*40*3.5	L34	S170061001TN	M6*10
K5	SA71750401CN	11/64*40*4	L35	S170061801TN	M6*18
K6	SA71750501CN	11/64*40*5	L36	S170080801TN	M8*8
K7	SA71790501CN	15/64*28*5	L37	S170081001TN	M8*10
K8	SA71791001CN	15/64*28*10	L38	S170081501TN	M8*15
K9	SA71791501CN	15/64*28*15	L39	S170031001TN	M3*10
K10	SA71791701CN	15/64*28*17	L40	S170031201TN	M3*12
K11	SA71800401CN	1/4*40*4	L41	S170053001TN	M5*30
K12	SA71800451CN	1/4*40*4.5	L42	S170061201TN	M6*12
K13	SA71800501CN	1/4*40*5	L43	S174060601TN	M6*6B
K14	SA71800601CN	1/4*40*6	L44	S170050802TN	M5*8 Narrow Treading
K15	SA71800801CN	1/4*40*8	L45	S170050602TN	M5*6 Narrow Treading
K16	SA71811201CN	9/32*28*12	L46	S170031501TN	M3*15
K17	S171050601TN	M5*6	L47	S170061501TN	M6*15
K18	S171030601SD	M3*6	L48	S170080601TN	M8*6
<b>L</b> Hexagon Socket Head Set Screw			<b>M</b> Hexagon Socket Head Button Screw		
L1	SA70730251CN	1/8*44*2.5	M1	S124030401SC	M3*4
L2	SA70730301CN	1/8*44*3	M2	S124040601SC	M4*6
L3	SA70750901CN	11/64*28*9	M3	S124040802SC	M4*8
L4	SA70750401CN	11/64*40*4	M4	S124040803SD	M4*8
L5	SA70750601CN	11/64*40*6	M5	S124051001SC	M5*10
L6	SA70750801CN	11/64*40*8	M6	S124051002SD	M5*10
L7	SA70790401CN	15/64*28*4	M7	S124051501SD	M5*15
L8	SA70790901CN	15/64*28*9	M8	S124081201SC	M8*12
L9	S170470301TN	M2.5*3	M9	S124081202SD	M8*12
L10	S170030201TN	M3*2	M10	S124081501SD	M8*15
L11	S170030301TN	M3*3	M11	S124030501SC	M3*5
L12	S170030401TN	M3*4	M12	S124030801SC	M3*8
L13	S170030501TN	M3*5	M13	S124030502TC	M3*5
L14	S170030601TN	M3*6	M14	S124030402SD	M3*4
L15	S170030801TN	M3*8	M15	S124030601SD	M3*6
L16	S170040301TN	M4*3	M16	S124040401SD	M4*4
L17	S170040401TN	M4*4	M17	S124030602SC	M3*6
L18	S170040501TN	M4*5	M18	S124030503SD	M3*5

# M, N, P

No.	Part No.	Remark	No.	Part No.	Remark
<b>M</b> Hexagon Socket Head Button Screw			<b>P</b> Nut		
M19	S124031002SD	M3*10	P1	SB10730601CN	1/8*44*6*3
M20	S124041001SD	M4*10	P2	SB10740601CL	9/64*40*6*2
M21	S124051201SD	M5*12	P3	SB10740602CN	9/64*40*6*3
			P4	SB10750602CN	11/64*40*6*2
<b>N</b> Screw with Washer			P5	SB10750603CN	11/64*40*6*3
N1	S660480601SE	M2.6*6	P6	SB10750701CN	11/64*40*7*3
N2	S660030601SE	M3*6	P7	SB11750701CN	11/64*40*7*3
N3	S660030801SE	M3*8	P8	S210420001XA	M1.6 Type 1
N4	S660031001SE	M3*10	P9	S210020001SD	M2 Type 1
N5	S660031501SE	M3*15	P10	S212020002SD	M2 Type 3
N6	S660031601SE	M3*16	P11	S210460002SD	M2.3 Type 1
N7	S660031801SE	M3*18	P12	S210470001MZ	M2.5 Type 1
N8	S660040601SE	M4*6	P13	S212480001SD	M2.6 Type 3
N9	S660040801SE	M4*8	P14	S210030001MZ	M3 Type 1
N10	S660041001SE	M4*10	P15	S210030002SC	M3 Type 1
N11	S660041201SE	M4*12	P16	S210030003SD	M3 Type 1
N12	S660045501SE	M4*55	P17	S215030001SD	M3 Thumbscrew Type 2
N13	S660051001SE	M5*10	P18	S212030001SC	M3 Type 3
N14	S660051201SE	M5*12	P19	S212030002SD	M3 Type 3
N15	S660051401SE	M5*14	P20	S212530001SC	M3.5 Type 3
N16	S660051801SE	M5*18	P21	S210040001SC	M4 Type 1
N17	S660030801MZ	M3*8	P22	S210040002SD	M4 Type 1
N18	S660030502MZ	M3*5	P23	S212040001SC	M4 Type 3
N19	S660031502MZ	M3*15	P24	S212040002SD	M4 Type 3
N20	S660030603S1	M3*6 (P-4)	P25	S217040001SD	M4 Cap
N21	S660030802S1	M3*8 (P-3)	P26	S210050001SC	M5 Type 1
N22	S660030604S1	M3*6 (P-3)	P27	S210050002SD	M5 Type 1
N23	S660031802S1	M3*18 (P-3)	P28	S212050001SC	M5 Type 3
N24	S660040602S1	M4*6 (P-3)	P29	S212050002SD	M5 Type 3
N25	S660040802S1	M4*8 (P-3)	P30	S217050001SD	M5 Cap
N26	S660041002S1	M4*10 (P-3)	P31	S210060001SC	M6 Type 1
N27	S660043001S1	M4*30 (P-3)	P32	S210060002SC	M6 Type 1 (Left)
N28	S660051002S1	M5*10 (P-3)	P33	S210060003SD	M6 Type 1
N29	S660031803S1	M3*18 (P-4)	P34	S210060004SD	M6 Type 1 (Left)
N30	S660030505S1	M3*5 (P-4)	P35	S212060001SC	M6 Type 3
N31	S660031504S1	M3*15 (P-4)	P36	S210080001SC	M8 Type 1
N32	S660031002S1	M3*10 (P-4)	P37	S210080002SD	M8 Type 1
N33	S660040803S1	M4*8 (P-4)	P38	S212080001SC	M8 Type 3
N34	S660030504S1	M3*5 (P-3)	P39	S212080002SD	M8 Type 3
N35	S660020401S1	M2*4 (P-4)	P40	S210100001SC	M10 Type 1
N36	S660031505S1	M3*15 (P-3)	P41	S213100002SD	M10 With Flange
N37	S660041202S1	M4*12 (P-3)	P42	S213100003SD	M10 With Disk Spring
N38	S660480401S1	M2.6*4 (P-4)	P43	S210120001SC	M12 Type 1
N39	S660031003S1	M3*10 (P-3)	P44	S212120001SC	M12 Type 3
N40	S660031602S1	M3*16 (P-3)	P45	S212120002SD	M12 Type 3
N41	S660030605S1	M3*6 (P-3) FOR THIN PLATE	P46	S210160001SD	M16 Type 1
N42	S660030803S1	M3*8 (P-4)	P47	S212160002SC	M16 Type 1
N43	S660031201S1	M3*12 (P-3)	P48	S212160001SD	M16 Type 3
			P49	S210200001SC	M20 Type 1

# P, R

No.	Part No.	Remark	No.	Part No.	Remark
<b>P</b>	<b>Nut</b>		R32	S301061601SC	Plain M6*16*t1.0
P50	S212470001SC	M2.5 Type 3	R33	S301081601SD	Plain M8*16*t1.2
P51	SB12750701SC	11/64*7*2.2 Type 3	R34	S301081801SC	Plain M8*18*t1.6
P52	S211040001SD	M4 Type 2	R35	S301081802SD	Plain M8*18*t1.6
P53	SB12740601MZ	9/64*6*2 Type 3	R36	S301081803SC	Plain M8*18*t3.2
P54	SB10750601CN	11/64*6*2.2	R37	S301082201SC	Plain M8*22*t3.2
P55	S212030003SD	M3 Type 3	R38	S301102201SC	Plain M10*22*t1.6
P56	S217060001SD	M6 Cap	R39	S301102601SC	Plain M10*26*t3.2
P57	S217030001SD	M3 Cap	R40	S301102602SD	Plain M10*26*t3.2
P58	S212200001SC	M20 Type 3	R41	S301122051SC	Plain M12*20.5*t2
P59	S212160002SC	M16 Type 3	R42	S301163201SD	Plain M16*32*t2.5
P60	SB10750702CN	11/64*7*2.2	R43	S402020001KD	Spring M2
P61	SB10740605CN	9/64*40*6*1.5	R44	S402480001KC	Spring M2.6
P62	S213080002SD	M8 With Flange	R45	S402030001KC	Spring M3
P63	S213080001SD	M8 With Disk Spring	R46	S402030002KD	Spring M3
P64	S212100001SC	M10 Type 3	R47	S402530001KC	Spring M3.5
P65	S212060003SD	M6 Type 3	R48	S402040001KC	Spring M4
			R49	S402040002KD	Spring M4
<b>R</b>	<b>Washer</b>		R50	S402050001KC	Spring M5
R1	S301410301MZ	Plain M1.4*3*t0.3	R51	S402050002KD	Spring M5
R2	S301020351XZ	Plain M2*3.5*t0.5	R52	S402050003MZ	Spring M5
R3	S301020431SD	Plain M2*4.3*t0.3	R53	S402060001KC	Spring M6
R4	S301480501XB	Plain M2.6*5*t0.5	R54	S402060002KD	Spring M6
R5	S301480751XB	Plain M2.6*7.5*t0.5	R55	S402080001KC	Spring M8
R6	S301030602XZ	Plain M3*6*t0.3	R56	S402080002KD	Spring M8
R7	S301030603SC	Plain M3*6*t0.5	R57	S402100001KC	Spring M10
R8	S301030601SD	Plain M3*6*t0.5	R58	S402100002KD	Spring M10
R9	S301030701SD	Plain M3*7*t0.5	R59	S402120001KC	Spring M12
R10	S301030804SD	Plain M3*8*t0.3	R60	S305041101TP	Wave M4
R11	S301030805MZ	Plain M3*8*t0.5	R61	S305051001TN	Wave M5
R12	S301030801SC	Plain M3*8*t0.5	R62	S305061051TN	Wave M6
R13	S301030802SD	Plain M3*8*t0.5	R63	S304040851TP	With teeth M4
R14	S301030803SD	Plain M3*8*t1	R64	S304051001TP	With teeth M5
R15	S301040805SC	Plain M4*8*t0.5	R65	S306080001SC	Slant M8
R16	S301040802SD	Plain M4*8*t0.5	R66	S303040801SC	Disk Spring M4
R17	S301040804SC	Plain M4*8*t0.8	R67	S301041005EZ	Plain M4*10*t0.8
R18	S301040803SD	Plain M4*8*t0.8	R68	S301470252MZ	Plain M2.5*5*t0.5
R19	S301041004MZ	Plain M4*10*t0.8	R69	S301030605SD	Plain M3*6*t1.0
R20	S301041002SC	Plain M4*10*t0.8	R70	S301030604MZ	Plain M3*6*t0.5
R21	S301041003SD	Plain M4*10*t0.8	R71	S305051101TN	Wave M5
R22	S301041201SC	Plain M4*12*t1	R72	S301470253SD	Plain M2.5*5*t0.5
R23	S301051002SC	Plain M5*10*t0.8	R73	S301470251SC	Plain M2.5*5*t0.5
R24	S301051003SD	Plain M5*10*t0.8	R74	S305101451TN	Wave M10
R25	S301051204MZ	Plain M5*12*t0.8	R75	S304080001TP	With teeth M8
R26	S301051202SC	Plain M5*12*t0.8	R76	S301061152SD	Plain M6*11.5*t0.8
R27	S301051203SD	Plain M5*12*t0.8	R77	S301122601SC	Plain M12*26*t2.3
R28	S301061102SC	Plain M6*11*t1.6	R78	S304060002SD	With teeth M6
R29	S301061151SC	Plain M6*11.5*t0.8	R79	S304040852TP	With teeth M4 Outward
R30	S301061301SC	Plain M6*13*t1.0	R80	S301041202SD	Plain M4*12*t1.0
R31	S301061302SD	Plain M6*13*t1.0	R81	S301040901EZ	Plain M4*9*t0.3







1st Edition April, 2016

6th Edition December, 2020

■ **Manufactured by : TISM Co.,Ltd.**

Address : NO.1800, Ushiyama-cho, Kasugai, Aichi-pref., 486-0901, Japan

TEL : 81-568-33-1161 FAX : 81-568-33-1191

■ **Distributed by : Tajima Industries Ltd.**

Address : NO.1800, Ushiyama-cho, Kasugai, Aichi-pref., 486-0901, Japan

TEL : 81-568-37-1130 FAX : 81-568-37-1230

●Copy, reprint, or reform of a part or whole of this manual without permission is prohibited.

