



16-Port CAT6A Patch Panel, 19" Rackmount 1U - 110 Punch-Down

PP-16C6A-JK - Specifications

Description

This 16 port Cat6a 1U patch panel has RJ45 female ports on the front and 110 punch-down terminals on the rear. It is fitted with 110 jacks and is meant to be mounted on a 19" rack or cabinet. It provides an easy method to terminate raw Cat6a cable runs.

Physical Characteristics

Color	Black (Powder Coat)
Material	Steel
Connector Type	CAT6A
Color Code	568A or 568B
Ports	16
Rack Space	1U
Product Dimensions	19" W x 3.5" H [48 cm W x 8.9 cm H]
Rackmountable	Yes, 19" Rack or Cabinet



Connectors

Front	16 - RJ45 CAT6A Female
Rear	16 x 4 Pair - 110 Style Punch-Down Terminations

Built from components:

PP-16KS-1U
JK-C6A-BK

Environmental

RoHS	Yes
------	-----

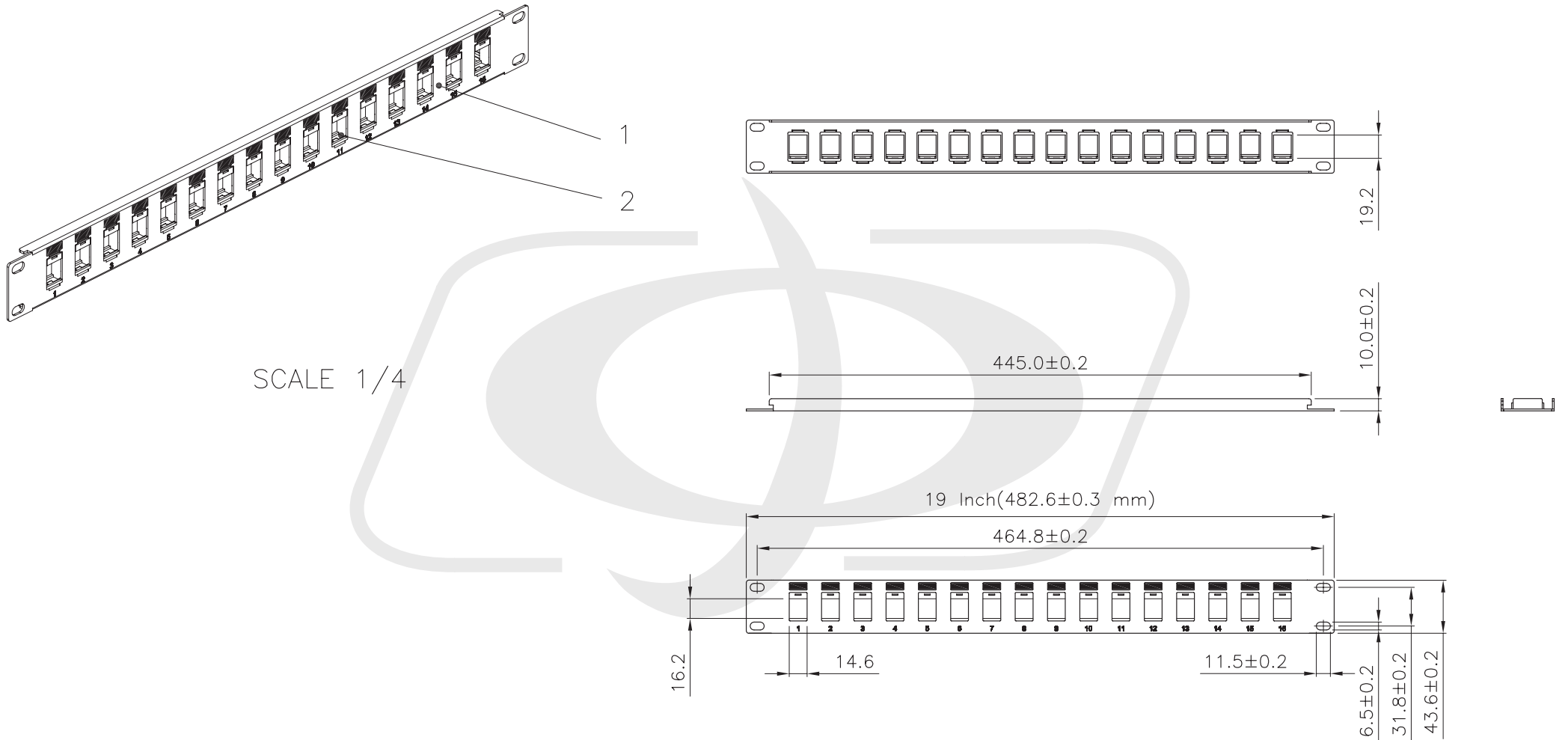
Packaging Information

Package Quantity	1 - Patch Panel
Product Weight	1.00 lbs [0.45 kg]



16-port Keystone Patch Panel, 19 inch Rackmount 1U - Unloaded

PP-16KS-1U - Line Drawing



Specification :

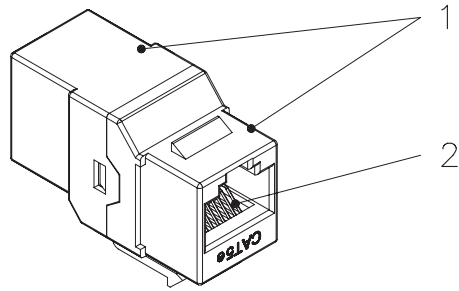
Material :

1. Panel : SPCC, 1.5 mm thickness with Black color painted.
2. Insert : ABS, UL 94V-0, Black color.

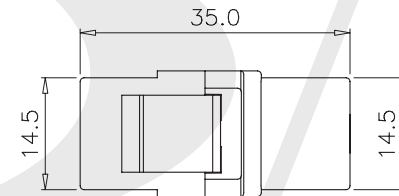
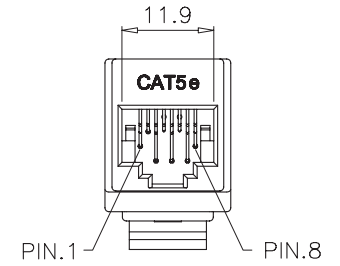
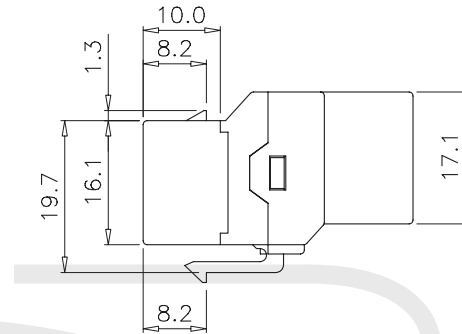
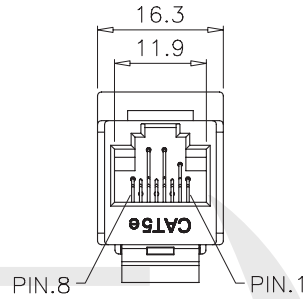


Cat5e RJ45 Female to Female Keystone Coupler - Black

JK-8C5FF-BK - Line Drawing



SCALE 1/1



Specification :

Material :

1. Plastic Housing : ABS + PC, UL 94V-0.
2. RJ45 Jack Contact material & finished :
 - 2-1. Phosphor Bronze, Round pin.
 - 2-2. Min. 50 micro-inch Gold plating over 50-60 micro-inch Nickel plated.