



VINCERO

#LIVEYOURLEGACY

www.vincerowatches.com

HOW IT ALL STARTED

Too many products are made with a focus on the bottom line. Cost over quality is the mantra and every consumer pays the price. Today, this is the norm. Our journey started when we asked ourselves a very simple question: Does it have to be this way?

When we started we set out to challenge the status quo. Those first few years were difficult, but we learned a lot and in 2014, Vincero was born.

Our approach was simple: our products must be bold, uncompromising and quite literally the best value in our industry. A luxury watch, if done right has the ability to elevate your game. And that is the reason we exist.

What started out as a passion project turned into a community of movers and shakers. You guys truly are our inspiration. So in perhaps one of the greatest understatements of all-time, we'd like to say thank you for supporting us on this journey.



OUR MISSION

1

MAKE GREAT PRODUCTS

Our products must be bold, uncompromising and quite literally the best value in our industry.

2

GO BEYOND FUNCTIONALITY

Our watches make the modern day gentleman feel unstoppable.

3

TREAT OUR CUSTOMERS AS PEERS

We don't just appreciate your feedback, we actively seek it.

4

STAY FAITHFUL TO OUR ROOTS

We will always be committed to shaking up the system

5

INSPIRE A COMMUNITY TO DO MORE

Push your boundaries. Choose to Live Your Legacy.
Welcome to Vincero.



OUR PROCESS

From design to delivery, it takes an entire team around the world to make every watch. What makes us unique is that we are there for every step. We don't outsource. We don't use agencies. We control every step.

We carefully select world-class factories, and source all of our own materials. We then manufacture in small batches to monitor quality at every stage of production.

Our full-time quality control team hand checks 100% of the products as they come off the line. This is the only way to ensure top-tier quality in everything we ship.

We are not reinventing manufacturing, we are bringing it back to basics.



FOLLOW US



@vincerowatches

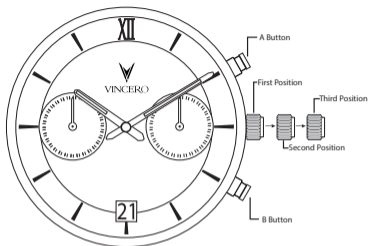


/vincerowatches



/vincerowatches

SETTING THE TIME & DATE ON YOUR BELLWETHER



SETTING THE TIME

Pull the crown to Third Position. Rotate the crown clockwise until the desired time is shown and push the crown all the way back in to First Position to set the time.

SETTING THE DATE

Pull the crown to second position. Rotate clockwise until the desired date is shown and push the crown back to First Position.

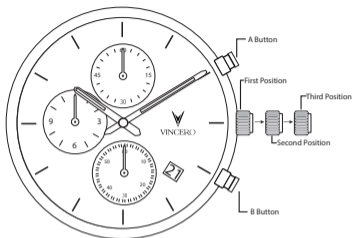
USING THE STOPWATCH

Press the A Button to start & stop the timer.
Press the B Button to reset the timer.

RESETTING THE SECONDS HAND

Pull the crown to Third Position. Press and hold down the A Button until the seconds hand is at the desired reset position. Push the crown back to First Position.

SETTING THE TIME & DATE ON YOUR KAIROS & CHRONO S



SETTING THE TIME

Pull the crown to Third Position. Rotate the crown clockwise until the desired time is shown and push the crown all the way back in to First Position to set the time.

SETTING THE DATE

Pull the crown to second position. Rotate counter-clockwise until the desired date is shown and push the crown back to First Position.

USING THE STOPWATCH

Press the A Button to start & stop the timer.
Press the B Button to reset the timer.

RESETTING THE SECONDS HAND

Pull the crown to Third Position. Press and hold down the A Button until the seconds hand is at the desired reset position. Push the crown back to First Position.

HOW TO CHANGE OUT YOUR WATCH STRAPS

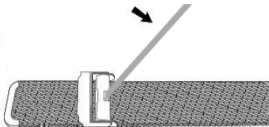


Press the springbar lever towards the center of the watch & lift up to remove strap from the case.

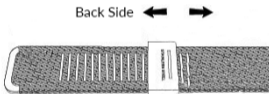
To re-attach, align the springbar on the side opposite of the springbar lever so that it rests within the notch on the lug.

Keep the lever depressed, align the springbar to the other lug and adjust until the springbar locks back into place.

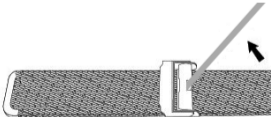
HOW TO RESIZE YOUR MESH BAND



1. Lift up with enclosed tool



2. Slide clasp to the desired slot to adjust the length of the band



3. Push back down to secure clasp

WARRANTY & CARE

WARRANTY

We offer a 24 month manufacturer's warranty on the movement of our watches. Our warranty does not cover normal wear and tear, water damage, batteries, accidental glass damage, scratches, strap damage, or theft. If you have further questions, please do not hesitate to contact us and we will do our best to resolve the issue.

CARE

Your watch is water resistant, but not waterproof. We do not recommend swimming or showering with your new Vincero watch, however accidental splashes are nothing to worry about.

QUESTIONS

If you have any other questions, comments or concerns, we're always happy to help! Email us:

Support@VinceroWatches.com & we will get you taken care of right away!

