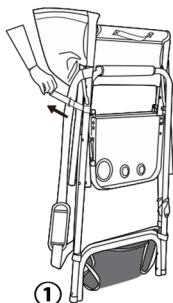




EVER ADVANCED

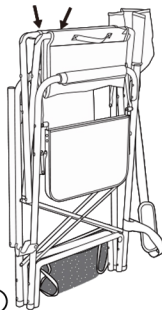
# INSTRUCTIONS | Tall Directors Chair(FC-95200H-MTGR)

## TO UNFOLD



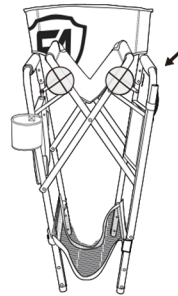
①

Untie the strap on the side.



②

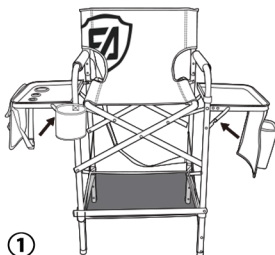
Push down to open



③

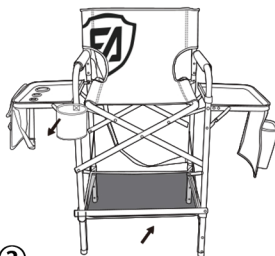
Avoid putting hands or fingers at the front corners when opening to prevent possible injury.

## TO FOLD



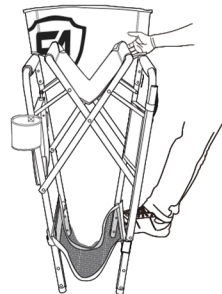
①

Lift up the side table and ensure supporting brackets are locked.



②

Lower the side table by unlocking the supports and pushing down on the table to the folded position.



③

To close the chair, pull up on seat side bar while holding chair firmly to ground with your foot on the lower leg bar. At last, fasten the side strap.

**EVER ADVANCED,  
EVER FEARLESS**

## Warranty

The EA Tall Directors Chair is covered by 12-month quality warranty.

## Contact Us

Website: [www.everadvanced.com](http://www.everadvanced.com)

Email: [info@everadvanced.com](mailto:info@everadvanced.com)

 @everadvanced

 @everadvanced

## Safety Tips

- This folding chair holds a maximum weight of 350lbs. Do not exceed.
- No leaning on/over the chair's armrest.
- Care should be taken to avoid tipping chair while in the act of sitting or while seated.
- Use folding chair only on level ground.
- To avoid injuries to fingers, use care when folding the chair.