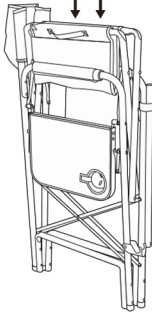




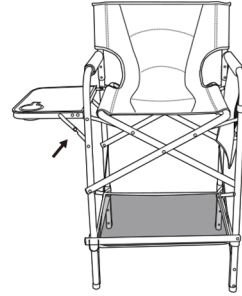
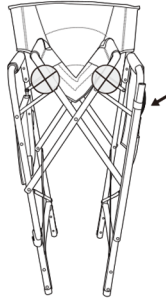
EVER ADVANCED

INSTRUCTIONS | Tall Directors Chair(FC-95200H-BLGR)

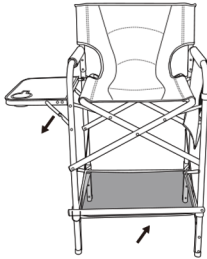
TO UNFOLD



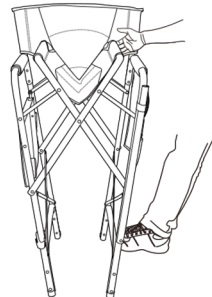
- ① Push down to open
- ② Avoid putting hands or fingers at the front corners when opening to prevent possible injury.
- ③ Lift up the side table and ensure supporting brackets are locked.



TO FOLD



- ① Lower the side table by unlocking the supports and pushing down on the table to the folded position.
- ② To close the chair, pull up on seat side bar while holding chair firmly to ground with your foot on the lower leg bar.



**EVER ADVANCED,
EVER FEARLESS**

Warranty

The EA Tall Directors Chair is covered by 12-month quality warranty.

Contact Us

Website:www.everadvanced.com

Email:info@everadvanced.com

@everadvanced

@everadvanced

Safety Tips

- This folding chair holds a maximum weight of 350lbs. Do not exceed.
- No leaning on/over the chair's armrest.
- Care should be taken to avoid tipping chair while in the act of sitting or while seated.
- Use folding chair only on level ground.
- To avoid injuries to fingers, use care when folding the chair.