





EVER ADVANCED


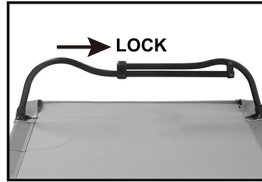
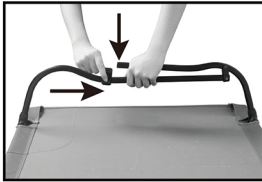
INSTRUCTIONS | Camping Cot(BD-9019)



① Open the carrybag, take out all components.



② Insert the joints of tubings and put the tubings through the sleeves at two sides as picture shows.



③ Put the legs in place and secure them by sleeve the plastic parts as above.



④ You will get a comfortable cot.



⑤ Slide the plastic parts and lift the upper tubing, you can easily disassembly the cot. Then you can put the parts into the carrybag.

**EVER ADVANCED,
EVER FEARLESS**

Warranty

The EA Camping Cot is covered by 12-month quality warranty.

Contact Us

Website: www.everadvanced.com

Email: info@everadvanced.com

 @everadvanced

 @everadvanced

Safety Tips

- This cot holds a maximum weight of 250lbs/113.6kg. Do not exceed.
- Do not sit on head or foot of the cot.
- To avoid tipping, use caution when sitting down or standing up from the cot.
- Use cot only on level ground.
- To avoid finger injuries, use care when assembling up or disassembling the cot.