



Built-in Driver Backrest



A driver's backrest that becomes part of your seat. No bars in the way of the driver's hips and legs or passenger's legs. Folds forward to ease passenger getting on or off and adds to safety by getting out of the way in sudden stops. Includes up and down height adjustments, as well as driver seating position, back and forth, to help driver sit upright to avoid slouching, a big factor in driver fatigue.

Backrest is concaved and pivots at the top of bar as you lean against it so no uncomfortable edges dig into your back. Well padded with foam, but only 1 1/2" thick which takes up less seating room than most other driver backrests. Comes with a handy pouch and shoulder strap to enable conversion to a shoulder bag.

BOLTS ON TO BOTTOM OF SEAT BASE USING EXISTING SLIT IN THE SEAT

We also have backrests available for most other motorcycle stock seats.
We strive to closely match the material and stitching on each seat.


Available option: Upper Bar Cover; For passenger who would feel more secure with padded bar..

1351 Cleveland-Massillon rd., Copley, OH 44321 (888)-343-3320
email: utopia@utpr.com website: www.utpr.com




Utopia Built-in Driver Backrest Installation For VAQUERO with Slit in Seat


Step 1: REMOVE SEAT



Step 2: Turn seat over, remove bracket covering slit in seat.




Step 3: Install UTOPIA bracket as shown. You will see Velcro on back of bracket, ignore. It is there to protect your seat cover once installed.



Step 4: Slide bracket up through slit in seat and bolt stock bracket back in place in reverse of step 2.

Step 5: Utopia bracket is now sticking above seat. Tuck seat cover neatly behind bar.



Step 6: Install the peel and stick boot included with your new backrest, over the tube now above seat. This will protect your seat cover from backrest hinge action. Will stick on rear only, front seat will move under boot.

Finally, Install and Adjust backrest for comfort, and take a ride!!