

**parkell®**

# AccuFilm®

Articulating Film & Liquid

## Instructions for Use

**Parkell, Inc.,**  
300 Executive Dr., Edgewood, NY 11717 USA  
(800) 243-7446 • www.parkell.com

REF S054, S015  
S014, S021  
S018, S017  
S020, S053



A00013revK1022

Rx Only—product is intended for use by a licensed dental professional. For Safety Data Sheet (SDS) go to [www.parkell.com](http://www.parkell.com).

### Description:

Super-thin, high accuracy, moisture-resistant dental articulating, and restoration fitting products. Offered in three formats. Loose film, Framed film, and Brush-on liquid.

### Indications for Use:

For precisely locating occlusal prematurities in dental arches, and tight spots on the contacts or the intaglio of prosthetic restorations.

### Precautions:

- Film Strips are for single patient use only. Discard after use.

### Instructions for Use— Film

1. Dry natural tooth, restorative or prosthetic surfaces.
2. Hold the articulating film between the upper and lower arches in the area where occlusion is to be checked.
3. Have the patient tap their teeth together several times on the articulating film
4. Evaluate the markings on the tooth/restoration surfaces and adjust as needed
5. Repeat steps 1 through 4 until patients' occlusion is equilibrated.

### Instructions for Use— Brush-On Liquid

1. Dispense liquid from dropper bottle into a single use disposable dispensing well or dappen dish
2. Utilizing a disposable single patient use tufted micro brush or bristle brush, coat the proximal or internal surface where adjustment may be needed
3. Allow liquid to fully dry on restoration surface
4. Seat restoration in the mouth with light pressure
5. Remove the restoration from the mouth and examine for areas where the blue AccuFilm IV coating rubbed away. These are the areas where corrective action would be necessary.
6. Adjust restoration as needed.
7. Repeat steps 2 through 6 until proper restoration seating is achieved.
8. Use solvent liquid to remove residual AccuFilm IV from the restoration surface prior to commencing with cementation.

### Helpful Hints:

- Use Articulating Forceps with loose film versions to stabilize and maintain shape, if desired.
- For single-sided AccuFilm, the dull side is the marking side.

- For double-sided AccuFilm, both arches are marked simultaneously.
- When improved marking clarity is desired, applying a thin coat of petroleum jelly to the AccuFilm may promote clearer, more diagnostic marks.
- Tugging or pulling when the patient is in the closed position may result in the film tearing at the point of intercusp contact.
- For unframed strips of AccuFilm I and II, a lengthwise fold down the center can help prevent curling. (When Articulating Forceps are not used.)

### Events:

Reportable incidences should be reported to Parkell and the competent authority in which the user and or patient is established.

### Disposal of Material:

Dispose of contents/container to hazardous or special waste collection point, in accordance with local, regional, national and/or international regulation.

### Warranty and Terms of Use:

For full Warranty and Terms of Use information, please go to [www.parkell.com](http://www.parkell.com). Safety Data Sheets (SDS) are available at [www.parkell.com](http://www.parkell.com). Parkell's Quality System is certified to ISO 13485.

### Available Products:

#### AccuFilm® I Single-Sided Film Canisters

Roll of 280 pre-cut single-sided strips.

- (REF S014) Black
- (REF S015) Red

#### AccuFilm® II Double-Sided Film Canisters

Roll of 280 pre-cut double-sided strips.

- (REF S017) Red/Black strips
- (REF S018) Black/Black strips
- (REF S021) Red/Red strips

#### AccuFilm® II Double-Sided Film Booklets

Box of 5 booklets with 50 strips per booklet.

- (REF S053) Red/Black strips

#### AccuFilm® IV Brush-On Liquid

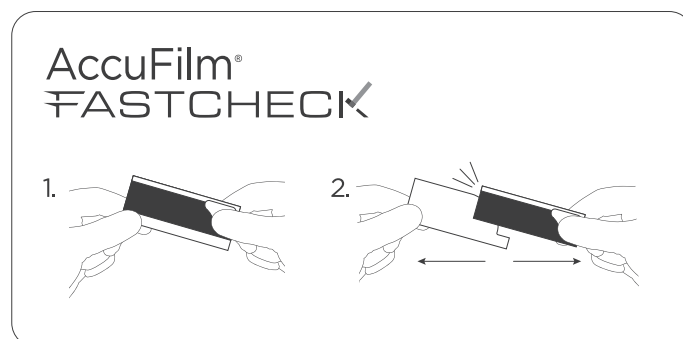
Fast drying blue marking liquid

- (REF S020) Two bottles; blue marking liquid (10 ml) and solvent (20 ml)














#### AccuFilm® FastCheck Double-Sided Film Strips

100 Pre-mounted, double-sided strips

- (REF S054) Blue/Blue Strips




## Explanation of Symbols Used:

	• Professional use only
	• Follow instructions for use
	• Temperature limit
	• Store product tightly sealed away from direct sunlight
	• Use-by date (expiration)
	• Package contents
	• Batch code
	• Catalogue / stock number
	• Unique Device Identifier
	• Medical Device
	• Do not use if package is damaged
	• Single use only
	• Manufacturer

AccuFilm® single and double-sided canister strips are made in USA.

AccuFilm® IV is formulated in Germany.

AccuFilm® FastCheck is manufactured in Sweden for:

 **Parkell, Inc.,**  
300 Executive Dr., Edgewood, NY 11717 USA  
(800) 243-7446 • [www.parkell.com](http://www.parkell.com)

**UK** **UKRP: Topdental (Products) Ltd,**  
**CA** 12 Ryefield Way, Silsden, West Yorkshire BD20,  
0EF England UK