

New features to offer higher cleaning performance and productivity

SW900 walk-behind sweeper for both indoor and outdoor use offers dust free removal of dry debris. It will increase everyday operator productivity with valuable new benefits. Total control from operator position, improved ergonomics with hopper on wheels and a higher cleaning performance.





The SW900 offers valuable benefits to businesses looking for a time-saving, more productive and easy-to-use sweeper ensuring dust free sweeping of dry debris. An ideal sweeper for cleaning contractors, industry and manufacturing, schools, warehouses, hotels, exhibition & conference centres. with both higher cleaning performance and productivity.

- All controls can be operated from operator position.
- More comfortable to manoeuvre with new ergonomic handlebar
- Easier to adjust speed: New traction lever integrated in handlebar.
- 60 litre hopper which is easy to roll off from the sweeper
- New side broom control on handlebar.
- Automatic on/off when side broom is lowered/raised.
- Quicker and more effective cleaning of filter:
- New electric shaker system.



Picture shown may not represent model quoted

• Standard equipment

Included accessories		Ref. no.	Min. required	SWEeper SW900 84B	SW900 B G180 UK
Filter for Sweeping					
	FILTER POLYESTER	1464691000	1		•
Main Broom					
	BROOM MAIN 265X600 CHEVR. 6R PPL 0.5-0.8	1465215000	1		•
Side Broom					
	BROOM SIDE 109X315 PPL 0.5	146 3035 000	1		•
Battery					
	BATT. 6V-180AH GEL MONOBLOC	80564000	2		•
On-Board Charger					
	CHARGER BATT. ON BOARD 12V 25A SIP	1466519000	1	•	
Other					
	COUNTER HOUR 24V KIT	9096951000	1		•



New features to offer higher cleaning performance and productivity

Model	SWEEPER SW900 84B	SW900 B G180 UK
Ref. no.	9084110010	CM9084110010-09

PRODUCT FEATURES







Dust collection	•	•
Electrical filter shaker	•	•
Right side broom ppl	•	•
Battery version	•	•
Battery Meter	•	•
Petrol version		
Adjustable handle	•	•
Wet sweep by-pass	•	•
Onboard charger	•	•

Technical specifications	SWEEPER SW900 84B	SW900 B G180 UK
Motor power source	Battery	Battery
Max speed (KM/H)	4.5	4.5
Sound pressure level (dB(A))	70	70
Productivity main broom theoretical/actual (m ² /h)	2700/1620	2700/1620
Productivity 1 side broom theoretical/actual (m ² /h)	3715/2230	3715/2230
Productivity 2 side brooms theoretical/actual (m ² /h)	4725/2835	4725/2835
Working width with right side broom (mm)	825	825
Working width with 2 side brooms (mm)	1050	1050
Max climbing rate (%)	20	20
Hopper volume (L)	60	60
Filter area (m ²)	1.9	1.9
Side broom diameter (MM)	315	315
Main broom (mm)	600	600
Length x width x height (MM)	1390x870x1100	1390x870x1100
Gross weight (gvw) (kg)	176.5	176.5
Net weight (kg)	82	82
Operating weight (KG)	143	143



New features to offer higher cleaning performance and productivity

● Standard equipment, ○ Supplementary accessories, □ Mountable equipment

Accessories		Ref. no.	Min. required	SWEeper SW900 84B	SW900 B G180 UK
Battery					
	BATT. 12V-85AH WET SEMI T MONOBLOC	80564800	1	□	
	BATT. 6V-175AH WET TUBULAR MONOBLOC	80563211	2	□	
	BATT. 6V-180AH GEL MONOBLOC	80564000	2		●
	BATT. 12V-105AH GEL MONOBLOC	80564400	1	□	
	BATT. 12V-110AH WET TUBULAR MONOBLOC	80564600	1	□	
Other					
	BROOM LEFT SIDE PPL KIT	1465408000	1		□
	COUNTER HOUR 24V KIT	9096951000	1		●
	FILTER SHAKER MANUAL KIT	1465480000	1		□
Main Broom					
	BROOM MAIN 265X600 CHEVR. 6R PPL 0.5-0.8	1465215000	1		●
	BROOM MAIN 265X600 CHEVRON 6R MIX STEEL	146 0750 000	1		○
	BROOM MAIN 265X600 CHEVRON 7R MIX 5	1465216000	1		○
Side Broom					
	BROOM SIDE 109X315 PPL 0.5	146 3035 000	1		●
	BROOM SIDE 145X300 NYLON	146 3036 000	1		○
Filter for Sweeping					
	FILTER PAPER	1464902000	1		○
	FILTER POLYESTER	1464691000	1		●
	PREFILTER	1465018000	1		□
Flap and Skirt					
	SKIRTS NO MARKING KIT	1465541000	1		□
On-Board Charger					



New features to offer higher cleaning performance and productivity

Accessories	Ref. no.	Min. required	SWEeper SW900 84B	SW900 B G180 UK
CHARGER BATT. ON BOARD 12V 25A SIP	1466519000	1	•	

