

Commercial wet and dry vacuum cleaner - 35L container

The Nilfisk VL500 series of wet and dry vacuum cleaners offer performance and reliability that ensures a low total cost of ownership and at the same time, features that make daily cleaning tasks easier, faster and safer.

The Nilfisk VL500 is ideally suited for hotels, contract cleaners, education, exhibition and conference centres as well as public buildings, manufacturing and industrial applications.

With the special dual filtration system, the VL500 can be used in any environment, wet or dry, without the need to change filters. A failsafe filter design ensures easy operation due to the ability to have individual wet and dry filters working simultaneously. Each filter is specific for either a wet or dry application ensuring maximum performance.


The unique design and features of the VL500 have been developed in partnership with Nilfisk customers. The VL500 is available in a variety of models to best suit the customers individual needs.

- Easy inspection of filters with a hinged motor head to protect the machine and speed up the process.
- The dual filtration system allows the machine to clean both wet and dry applications without the need to change filter
- Multi fit hose connector, stainless steel tube, accessory storage and nozzle parking.




Picture shown may not represent model quoted

• Standard equipment

Included accessories		Ref. no.	Min. required	VL500 35 EDF 220-240V/50-60 EU	VL500 35 EDF 220-240V/50 UK
Hose Vacuum Cleaner					
	HOSE D32 1.9M CPL	107407308	1	•	•
Vac Nozzle Wet					
	FLOOR NOZZLE D32 RUBBER STRIP	107407310	1		
Hard Floor Nozzle					
	FLOOR NOZZLE D32 BRUSH	107407311	1	•	•
Round Brush Nozzle					
	BUSH NOZZLE D32	107407312	1	•	•
Crevice Nozzle					
	CREVICE NOZZLE BLACK D32 204 MM	107407334	1	•	•
Filter					
	CARTRIDGE FILTER	107407297	1	•	•
	SACK FILTER	107407296	1		
Special Filter					
	WET FILTER	107407299	1	•	•
Tube					

Commercial wet and dry vacuum cleaner - 35L container

Included accessories		Ref. no.	Min. required	VL500 35 EDF 220-240V/50-60 EU	VL500 35 EDF 220-240V/50 UK
	EXTENSION TUBE D32 - SS	107407309	1	•	•

Model	VL500 35 EDF 220-240V/50-60 EU	VL500 35 EDF 220-240V/50 UK
Ref. no.	107405160	107405171

PRODUCT FEATURES




Tube holder	•	•
Dual filter system	•	•
Storage of accessories	•	•

Technical specifications	VL500 35 EDF 220-240V/50-60 EU	VL500 35 EDF 220-240V/50 UK
Cable length (M)/ plug type	10/EU	10/UK
Volt/frequency (V/HZ)	220-240/50-60	220-240/50-60
IP protection class	IP24	IP24
Rated power (W)	1350	1350
Power Piec (W)	1250	1250
Suction power end of tube (W)	250	250
Airflow (l/sec)	48	48
Vacuum at nozzle (KPA)	20	20
Sound pressure level (DB(A) BS 5415)	62	62
Sound power level (DB(A)IEC 704)	81	81
Tank capacity (L)	35	35
Dust bag capacity (L)	18	18
Sack filter area (cm ²)	-	-
Wet filter area (cm ²)	1051	1051
Cartridge filter area (cm ²)	2070	2070
Hose length (m)	1.9	1.9
Inlet (mm)	32	32
Length x width x height (MM)	460x420x730	460x420x730
Weight (KG)	12.5	12.5



Commercial wet and dry vacuum cleaner - 35L container

● Standard equipment, ○ Supplementary accessories, □ Mountable equipment

Accessories		Ref. no.	Min. required	VL500 35 EDF 220-240V/50-60 EU	VL500 35 EDF 220-240V/50 UK
Filter					
	CARTRIDGE FILTER	107407297	1	●	●
	HEPA CARTRIDGE FILTER	107409006	1	○	○
	SACK FILTER	107407296	1		
Special Filter					
	WET FILTER	107407299	1	●	●
Hose Vacuum Cleaner					
	HOSE D32 1.9M CPL	107407308	1	●	●
Tube					
	EXTENSION TUBE D32 - SS	107407309	1	●	●
Vac Nozzle Wet					
	FLOOR NOZZLE D32 RUBBER STRIP	107407310	1	○	○
	HARDFLOOR NOZZLE 400MM X Ø32MM - KIT	107416576	0	○	○
Hard Floor Nozzle					
	FLOOR NOZZLE D32 BRUSH	107407311	1	●	●
Round Brush Nozzle					
	BUSH NOZZLE D32	107407312	1	●	●
Crevice Nozzle					
	CREVICE NOZZLE BLACK D32 204 MM	107407334	1	●	●
Filter Bag					
	FLEECE FILTER BAG 5 PCS ATTIX 40/50	107419592	0	○	○