

High Easy Sling

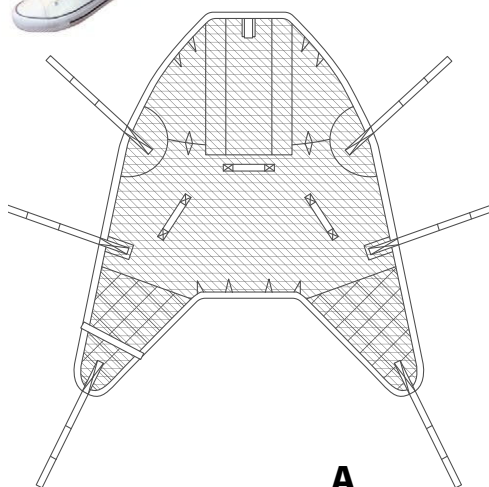
POLY

SUPERFINE PLUS™

WITH LOOPS

- This full body sling transfers in a slightly reclined position and is extremely comfortable and supportive, featuring additional padding on the leg sections.
- The sling is simple and easy to apply and is a go-to sling for many institutions due to its ease of application and minimum options. Includes attached hip tapes as standard for optimum client comfort.
- This sling is suitable for use with the leading standard spreader bar type lifts (loop fixing). Please see the compatibility statement at the back of this guide.
- Available in the following material types:
 - Superfine PLUS™** (100% polyester spacer fabric; superior comfort over standard sling fabrics; easy application, suitable for bathing.)
 - Mesh** (100% polyester open weave mesh; high density, durable, used for bathing as quick drying.)

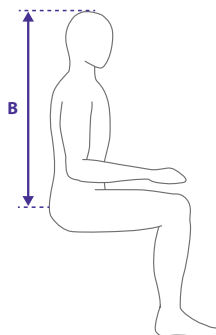
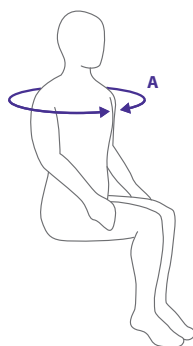
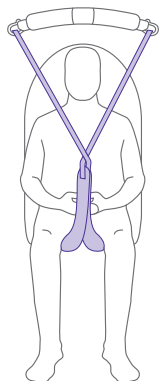
* Also available in Poly (M921514-XS; M921514-S; M921514-M; M921514-L; M921514-XL and M921514-XXL).



A
Shoulder circumference

B
Top of head to base of spine

				Product Codes	
				Superfine PLUS™	Mesh
	XSmall	30–34in (76–86cm)	23.5–26in (60–66cm)	M921521-XS	M921513-XS
	Small	34–38in (86–96cm)	26–29in (66–74cm)	M921521-S	M921513-S
	Medium	38–42.5in (96–108cm)	29–31.5in (74–80cm)	M921521-M	M921513-M
	Large	42.5–51.25in (108–130cm)	31.5–34.5in (80–88cm)	M921521-L	M921513-L
	XLarge	51.25–56.75in (130–144cm)	34.5–39.5in (88–100cm)	M921521-XL	M921513-XL
	XXLarge	56.75–63in (144–160cm)	38–41in (96–104cm)	M921521-XXL	M921513-XXL



Guidelines

- SWL 272kg/600lb
- Wash 95°C/203°F
- Low Tumble Dry