

Origami Workshop Models

In this booklet you will find all of the current models that we teach in our workshops. We have origami models suitable for all skill levels, whether this is your first time making origami or your 100th!

We have the estimated time it takes to make each model, please keep this in mind when selecting which models you want to make during your workshop.

There will be a selection of paper colour choices available at the workshop.



Contents:


- Pages 1-3: Simple Origami Animals
- Pages 4-5: Modular Origami
- Pages 6-7: Decorative Origami
- Page 8-9: Origami Boxes & Containers
- Page 10: Origami Tessellations
- Page 11: Complex Origami
- Page 12: Interactive Origami / Origami Toys

Simple Origami Animals

These simple origami animals are easy and fun to make for all ages and origami skill levels.



Butterfly
10 Minutes



Elephant
10 Minutes



Crane
15 Minutes




Cat
15 Minutes



Fish
15 Minutes




Dove
15 Minutes



Fox
15 Minutes




Rabbit
15 Minutes




Turtle
15 Minutes



Peacock
15 Minutes



Elasmosaurus
20 Minutes




Whale
20 Minutes



Wen's Dragon
15 Minutes



Guy Kawasaki Butterfly
15 Minutes



Celebration Crane
20 Minutes



Unicorn
20 Minutes

Modular Origami

These modular origami models use a combination of one origami unit repeated to make up the finished model.



Sonobe (12)
45 Minutes



Sonobe (30)
1 Hour 30 Minutes



Chandelle
2 Hours



Immortelle
2 Hours




Electra
2 Hours



Sakura Ball
2 Hours



Rose Ball
2 Hours



Five Intersecting Tetrahedra
2 Hours

Decorative Origami

Whilst all of our origami can be used as decorative pieces, these models are specifically made with decorating in mind!



Lucky Star
10 Minutes



Flower
15 Minutes



Tree
15 Minutes



Octahedron
15 Minutes



Lily
20 Minutes



Tulips in Box
30 Minutes



Rose
45 Minutes



Crane Wreath
25 Minutes



Barn Star
30 Minutes



Crane Wheel
2 Hours

Origami Boxes & Containers

These useful origami boxes and containers can be use to give gifts in or store small trinkets, jewellery or sweets in. They can also be made bigger with large sheets of paper to gift or store larger items!




Tall Box
15 Minutes



Tato Envelope
15 Minutes



Crane Container
20 Minutes



Box
20 Minutes



Sweet Box
20 Minutes



Decagon Box
20 Minutes



Bow Tie Box
20 Minutes



Pentagon Box
30 Minutes



Rose Box
40 Minutes

Origami Tessellations

These intricate origami models are made using a single sheet of paper. Once you know the basics of creating an origami tessellations you can continue to add more layers to create complex and unique models.



Bow Tie
10 Minutes



Hydrangea
30 Minutes



Framed Double Hydrangea
2 Hours

Complex Models


These complex origami models are not suitable for children or adults who have never folded origami before. They require precision, patience and have some difficult folds.



Hercules Beetle
30 Minutes



Shell
40 Minutes



Dragon Head
45 Minutes



Flower Tower
2 Hours

Interactive Origami / Origami Toys

These interactive origami pieces are a fun way to get children involved with origami as once finished they can be played with! Scan the QR codes to watch them in action.



Spinning Top
30 Minutes



Fireworks
40 Minutes