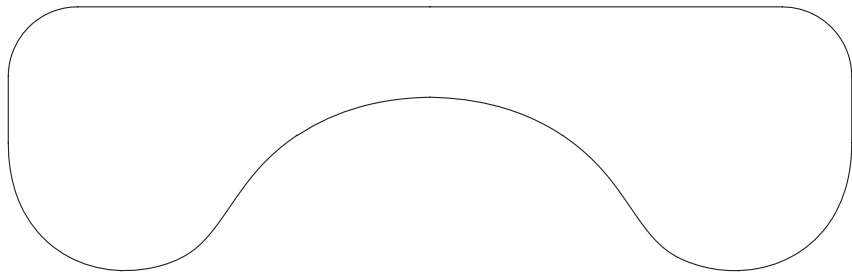
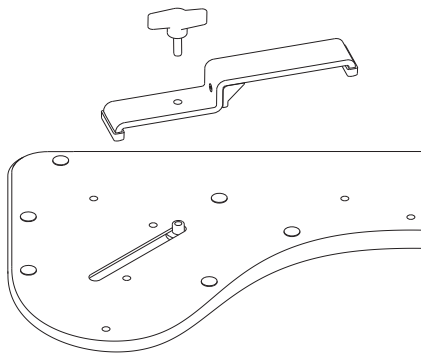


 Universal Armsupport



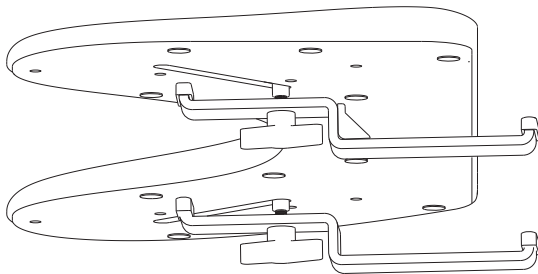
www.contourdesign.com

Attach brackets



Turn the Universal Armsupport upside down on a flat surface. Loosely attach the brackets to the Armsupport by using the thumbscrew in the hole in the small arch in the bracket.

Slide into desktop



Slide your Universal Armsupport with brackets attached onto your desktop. Adjust the position as needed by sliding thumbscrews up and down the metal rail. Tighten slightly.



2-year Warranty

All Contour Design products come with a 2-year Warranty.




Product Support

For information on software drivers, product manuals, and advanced product settings such as thin client mode, please visit contourdesign.com/support



Sales Support

If you have questions about your recent purchase, email us:
United States: ergoinfo@contourdesign.com
All other countries: support@contourdesign.com



Contour