

KETONE TEST STRIPS

REAGENT STRIPS FOR URINALYSIS

INSTRUCTIONS FOR USE:

This urine reagent test is used for quick, semi quantitative determination of ketones in urine in one easy-testing-format. This urine test strip only detects KETONES in urine.

INTENDED USE:

To detect ketones in urine. Identification of ketones is used in the diagnosis and monitoring of conditions such as ketosis and diabetes. Alternatively it may be used to check adherence to low-carbohydrate diets over time.

URINE COLLECTION

Collect midstream urine in a clean container and test as soon as possible. Alternatively you can urinate directly on the test strip.

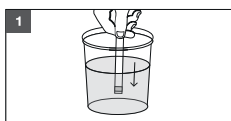
IMPORTANT NOTES

Before use, ensure that the test strips and container are not damaged, and that the expiry date and maximum storage temperature have not been exceeded. In these cases, the container and test strips must be discarded. Collect midstream urine into a clean, dry container, free of detergents. (Alternatively you may urinate directly onto the test strip). Proper reading times are critical for optimal results. Visual interpretation should take place in good lighting conditions.

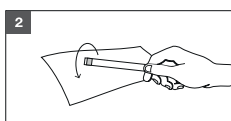
TEST PROCEDURE

Remove one strip from the container taking care not to touch the reagent areas. Immediately close the container securely using the original cap.

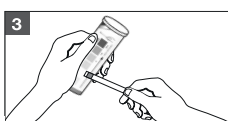
1. Briefly (1 second only) dip the test reagent area into the urine sample or directly into the urine stream.
2. Remove the test strip and blot the side of the test strip on absorbent paper to remove excess urine.
3. After exactly 30 seconds, compare the test strip area with the colour chart on the label.



1 Wet test strip with urine for 1 second.



2 Blot side of test strip on absorbent tissue.



3 After 30 seconds compare test strip to colour chart.

STORAGE AND STABILITY:

Urine reagent strips are packaged with a drying agent contained in the cap of the plastic container. Containers must be kept tightly closed at all times. Keep product away from sunlight and humidity. Store the containers in a cool dry place.

KETONES:

The test reacts with acetoacetic acid and acetone in alkaline solution to form a violet coloured complex. Whilst normal urine usually yield negative results, detectable levels may be observed during physiological stress conditions such as fasting, pregnancy and frequent strenuous exercise. The test does not react with β -hydroxybutyrate.

The colour fields correspond to the following acetoacetic acid values: neg (negative), 5 (trace), 25(+), 100(++) and 300(+++) mg/dL, or neg (negative), 1.0 (trace), 2.5(+), 10(++) and 30(+++) mmol/L.

Interpretation: When a result falls between values, read to the nearest colour block. Detection range: 5 – 300 mg/dL (1.0 – 30 mmol/L).

Reagent Composition:

Nitroprusside 3.1%


NOTES

- All results should be considered in conjunction with a clinical assessment. Positive results should preferably be confirmed by other laboratory methods. In the case of monitoring, results should always be discussed with a clinician before any action is taken.
- Do not interpret results after 60 seconds as this may lead to false results.
- Do not allow urine or urine collection vessels to be contaminated by residues of cleaning agents or disinfectants, as these cause false-positive results.
- Measurements may not accurately reflect current conditions if the urine has been in the bladder for several hours.
- For single use only. Do not use more than once.
- Product must be discarded after 3 months from first opening.
- Do not use with any fluids other than urine.
- Avoid contact with mucous membranes. Do not swallow or take internally.
- Keep out of reach of children. Discard used strips in a medically and environmentally responsible manner.

SYMBOLS:

 = Expiry date

 = LOT number

 = Store at

 = Single use only

 = Single use only

DNX Medical  

DNX Medical (Pty) Ltd
7 Bell Crescent,
Westlake Business Park,
7945, Cape Town, SA
www.DNXmedical.com

