



NewFeelling

Laser Light



F5500 Series

Power Supply: AC90-240, 50-60HZ
 Rated power: less than 900W
 Beam Specifications (full angle): ca. 0.5 mm / < 1.5 mrad
 Laser Sources: Diode
 Operation Modes: ILDA / DMX512 / self-propelled / voice control / master / slave / SD
 Scanner: **15kpps / 25kpps/30kpps/40kpps**
 Scan Angle max.: max. 60°
 Accessories: power cable, manual, key, **interlock connector**
 Dimensions: L518 * W382 * H288mm
 Weight: 35 kg



Model NO	Power Red	Power Green	Power Blue	Refer Price
F5500-945-25k	12000mw/638nm	15000mw/525nm	18000nw/450nm	\$ 17910,00
F5500-940-25k	11000mw/635nm	13000mw/532nm	16000nw/447nm	\$ 23800,00
F5500-930-25k	8000mw/635nm	10000mw/532nm	12000nw/450nm	\$ 17910,00
F5500-720A-30k /		20W/532nm	/	\$ 32835,00



F4500 Series

Power Supply: 90 V - 240 V / AC
 Rated power less than 600W
 Beam Specifications (full angle): ca. 0.5 mm / < 1.5 mrad
 Laser Sources: Diode
 Operation Modes: ILDA, DMX, LAN, ArtNet, integrated SD card, stand-alone, master-slave
 Scanner: **15kpps / 25kpps/30kpps/40kpps**
 Scan Angle max.: max. 60°
 Accessories: power cable, manual, key, interlock connector
 Dimensions: L518 * W382 * H288mm
 Weight: 35 kg



Model NO	Power Red	Power Green	Power Blue	Refer Price
F4500-932-40K	12000mw/638nm	15000mw/525nm	18000nw/450nm	\$ 9552,00
F4500-928-40K	8000mw/638nm	8000mw/525nm	12000nw/450nm	\$ 8059,00
F4500-925-40K	7000mw/638nm	7000mw/525nm	11000nw/450nm	\$ 7462,00
F4500-920-40K	6000mw/638nm	6000mw/525nm	8000nw/450nm	\$ 6865,00
F4500-918-40K	5000mw/638nm	4000mw/525nm	9000nw/450nm	\$ 5671,00
F4500-915-40K	4000mw/638nm	4000mw/525nm	7000nw/450nm	\$ 4625,00
F4500-715A-30K /		15W/532nm CNI	/	\$ 14328,00
F4500-715-30K /		15W/525nm	/	\$ 8656,00
F4500-690A-30K /		10W/532nm	/	\$ 8059,00



F2550 Series

Power Supply: AC90-240, 50-60HZ
 Rated power: less than 500W
 Beam Specifications (full angle): ca. 0.5 mm / < 1.5 mrad
 Laser Sources: Diode
 Operation Modes: ILDA / DMX512 / self-propelled / voice control / master / slave / SD
 Scanner: **15kpps / 25kpps/30kpps/40kpps**
 Scan Angle max.: max. 60°
 Accessories: power cable, manual, key, **interlock connector**
 Dimensions: L360 * W270 * H290mm
 Weight: 35 kg

Model NO	Power Red	Power Green	Power Blue	Refer Price
F2550-915-30K	4000mw/638nm	4000mw/525nm	7000nw/450nm	\$ 4477,00
F2550-908-30K	2000mw/638nm	2000mw/525nm	4000nw/450nm	\$ 2388,00
F2550-690-30K	/	10W/525nm	/	\$ 4925,00
F2500-685-30k	/	5W/525nm	/	\$ 3283,00



NF880 Series

Power Supply: AC90-240, 50-60HZ
 Rated power: less than 300W
 Beam Specifications (full angle): ca. 0.5 mm / < 1.5 mrad
 Laser Sources: Diode
 Operation Modes: ILDA, DMX, LAN, ArtNet, integrated SD card, stand-alone, master-slave
 Scanner: **15kpps / 25kpps/30kpps/40kpps**
 Scan Angle max.: max. 60°
 Accessories: power cable, manual, key, interlock connector
 Dimensions: L370 * W260 * H230mm
 Weight: 11 kg

Model NO	Power Red	Power Green	Power Blue	Refer Price
NF880-910-30K	3000mw/638nm	3000mw/525nm	4000nw/450nm	\$ 2537,00
NF880-908-30K	2000mw/638nm	2000mw/525nm	4000nw/450nm	\$ 2029,00



NF7700 Series

Power Supply: AC90-240, 50-60HZ
 Rated power: less than 300W
 Beam Specifications (full angle): ca. 0.5 mm / < 1.5 mrad
 Laser Sources: Diode
 Operation Modes: ILDA / DMX512 / self-propelled / voice control / master / slave / SD
 Scanner: **15kpps / 25kpps/30kpps/40kpps**
 Scan Angle max.: max. 60°
 Accessories: power cable, manual, key, **interlock connector**
 Dimensions: L300 * W260 * H220mm
 Weight: 11 kg



Model NO	Power Red	Power Green	Power Blue	Refer Price
NF770-906S-25k	R1600mw/638nm	G2000mw/525nm	B2200mw/450nm	\$ 1343,00
NF770-685-25k	/	5W/525nm	/	\$ 2835,00
NF770-684-25k	/	4W/525nm	/	\$ 2388,00
NF770-683-25k	/	3W/520nm	/	\$ 1492,00



F6600 Series

Power Supply: 90 V - 240 V / AC
 Rated power: less than 200W
 Beam Specifications (full angle): ca. 0.5 mm / < 1.5 mrad
 Laser Sources: Diode
 Operation Modes: ILDA, DMX, LAN, ArtNet, integrated SD card, stand-alone, master-slave
 Scanner: **15kpps / 25kpps/30kpps/40kpps**
 Scan Angle max.: max. 60°
 Accessories: power cable, manual, key, interlock connector
 Dimensions: L280 * W240 * H190mm
 Weight: 11 kg



Model NO	Power Red	Power Green	Power Blue	Refer Price
NF-905-30K	1000mw/520nm	1200mw/638nm	3000mw/450nm	\$ 1014,00
NF-904-30K	1000mw/638nm	1000mw/520nm	2000mw/450nm	\$ 924,00
NF-903-30K	600mw/638nm	800mw/520nm	1500mw/450nm	\$ 597,00
NF660-681-30K	/	1000mw/520nm	/	\$ 417,00



M Series

Power Supply: AC90-240, 50-60HZ
 Rated power: less than 100W
 Beam Specifications (full angle): ca. 0.5 mm / < 1.5 mrad
 Laser Sources: Diode
 Operation Modes: ILDA / DMX512 / self-propelled / voice control / master / slave / SD
 Scanner: **15kpps / 25kpps/30kpps/40kpps**
 Scan Angle max.: max. 60°
 Accessories: power cable, manual, key, **interlock connector**
 Dimensions: L138 * W230 * H126mm
 Weight: 3.4 kg



Model NO	Power Red	Power Green	Power Blue	Refer Price
M-5000A-15K	1200mw/638nm	1000mw/520nm	3000nm/450nm	\$ 835,00
M-3000A-15K	600mw/638nm	800mw/520nm	1500nw/450nm	\$ 417,00
M-1000A-15K	300mw/638nm	100mw/532nm	600nw/450nm	\$ 298,00
M-800-15K	150mw/638nm	80mw/515nm	600nw/450nm	\$ 214,00



F2 Series

Power Supply: AC100-240V 50 / 60Hz
 Rated power less than 100W
 Beam Specifications (full angle): ca. 0.5 mm / < 1.5 mrad
 Laser Sources: Diode
 Operation Modes: ILDA, DMX, LAN, ArtNet, integrated SD card, stand-alone, master-slave
 Scanner: **15kpps / 25kpps/30kpps/40kpps**
 Scan Angle max.: max. 60°
 Accessories: power cable, manual, key, interlock connector
 Dimensions: L200 * W152 * H110mm
 Weight: 2.5 kg



Model NO	Power Red	Power Green	Power Blue	Refer Price
F2730	150mw/650nm	60mw/515nm	100nm/450nm	\$ 128,00
F2750	100mw/638nm	80mw/520nm	150nm/450nm	\$ 137,00
F2780	100mw/638nm	80mw/532nm	600nm/450nm	\$ 161,00
F2800	100mw/638nm	80mw/532nm	600nm/450nm	\$ 179,00
F2606	/	60mw/520nm	/	\$ 116,00
F2612	/	120mw/520nm	/	\$ 146,00
F2301	/	/	100mw/450nm	\$ 110,00
F2304	/	/	400mw/450nm	\$ 131,00
F2315	/	/	1500mw/450nm	\$ 149,00



FS Series

Power Supply: AC100-240V 50 / 60Hz
 Rated power: less than 100W
 Beam Specifications (full angle): ca. 0.5 mm / < 1.5 mrad
 Laser Sources: Diode
 Operation Modes: ILDA / DMX512 / self-propelled / voice control / master / slave / SD
 Scanner: **15kpps / 25kpps/30kpps/40kpps**
 Scan Angle max.: max. 60°
 Accessories: power cable, manual, key, **interlock connector**
 Dimensions: L300 * W210 * H70mm
 Weight: 2 kg



Model NO	Power Red	Power Green	Power Blue	Refer Price
FS860-20K	500mw/638nm	130mw/520nm	1000nm/450nm	\$ 298,00
FS780-20K	100mw/638nm	80mw/520nm	150nm/450nm	\$ 217,00
FS606	/	60mw/515nm	/	\$ 170,00
FS610	/	130mw/532nm	/	\$ 208,00
FS301	/	/	100mw/450nm	\$ 170,00
FS310	/	/	1000mw/450nm	\$ 197,00
FS330	/	/	3000mw/450nm	\$ 358,00



F3 Series

Power Supply: AC90-240, 50-60HZ
 Rated power: less than 100W
 Beam Specifications (full angle): ca. 0.5 mm / < 1.5 mrad
 Laser Sources: Diode
 Operation Modes: ILDA, DMX, LAN, ArtNet, integrated SD card, stand-alone, master-slave
 Scanner: **15kpps / 25kpps/30kpps/40kpps**
 Scan Angle max.: max. 60°
 Accessories: power cable, manual, key, interlock connector
 Dimensions: L300 * W210 * H70mm
 Weight: 2 kg



Model NO	Power Red	Power Green	Power Blue	Refer Price
F3860-20K	500mw/638nm	130mw/520nm	1000nm/450nm	\$ 238,00
F3800-20K	300mw/638nm	80mw/520nm	1000nm/450nm	\$ 194,00
F3780-20K	100mw/638nm	80mw/520nm	600nm/450nm	\$ 179,00
F3750-20K	100mw/638nm	80mw/520nm	150nm/450nm	\$ 155,00



F8 Series

Power Supply: AC90-240, 50-60HZ
 Rated power: less than 100W
 Beam Specifications (full angle): ca. 0.5 mm / < 1.5 mrad
 Laser Sources: Diode
 Operation Modes: ILDA / DMX512 / self-propelled / voice control / master / slave / SD
 Scanner: **15kpps / 25kpps/30kpps/40kpps**
 Scan Angle max.: max. 60°
 Accessories: power cable, manual, key, **interlock connector**
 Dimensions: L241 * W170 * H273mm
 Weight: 5 kg



Model NO	Power Red	Power Green	Power Blue	Refer Price
NF-905A-15k	1000mw/520nm	1200mw/638nm	3000nw/450nm	\$ 716,00
NF-904A-15k	1000mw/638nm	1000mw/520nm	2000nw/450nm	\$ 432,00
NF-903A-15k	500mw/638nm	800mw/520nm	1500nw/450nm	\$ 328,00
NF-902A-15k	500mw/638nm	400mw/520nm	1000nw/450nm	\$ 283,00



F6 Stepper Motor Series

Power Supply: 90 V - 240 V / AC
 Rated power: less than 300W
 Beam Specifications (full angle): ca. 0.5 mm / < 1.5 mrad
 Laser Sources: Diode
 Operation Modes: ILDA, DMX, LAN, ArtNet, integrated SD card, stand-alone, master-slave
 Scanner: **15kpps / 25kpps/30kpps/40kpps**
 Scan Angle max.: max. 60°
 Accessories: power cable, manual, key, interlock connector
 Dimensions: L1000 * W220 * H270mm
 Weight: 19 kg



Model NO	Power Red	Power Green	Power Blue	Refer Price
F6-808-20K	150mw/638nm	80mw/515nm	600nw/450nm	\$ 1671,00
F6-901-20K	300mw/638nm	130mw/520nm	6000nw/450nm	\$ 1880,00
F6-902-20K	500mw/638nm	500mw/520nm	1000nw/450nm	\$ 2388,00
F6-903-20K	500mw/638nm	800mw/520nm	1500nw/450nm	\$ 2626,00



T8 Series

Power Supply: AC100-240V 50/60Hz
 Rated power: 120W
 Beam Specifications (full angle): ca. 0.5 mm / < 1.8 mrad
 Laser Sources: Diode
 Operation Modes: DMX512 / self-propelled / voice control / master / slave
 Scanner: High speed step motor
 Channel modes: 7CH/10CH/16CH
 Tilt Angle: 180 degrees vertical
 Accessories: power cable, manual, key
 Dimensions: L1100 * W70 * H130mm
 Weight: 8 kg



Model NO	Power Red	Power Green	Power Blue	Refer Price
TR1610	100mw	/	/	\$ 223,00
TR1650	500mw	/	/	\$ 283,00
TG1609	/	G90mw/505nm	/	\$ 262,00
TB1650	/	/	B500mw/450nm	\$ 462,00



T16 Series

Power Supply: AC100-240V 50/60Hz
 Rated power: 120W
 Beam Specifications (full angle): ca. 0.5 mm / < 1.8 mrad
 Laser Sources: Diode
 Operation Modes: DMX512 / self-propelled / voice control / master / slave
 Scanner: High speed step motor
 Channel modes: 7CHS/9CHS/18CHS/24CHS
 Tilt Angle: 180 degrees vertical
 Accessories: power cable, manual, key
 Dimensions: L1100 * W70 * H130mm
 Weight: 8 kg



Model NO	Power Red	Power Green	Power Blue	Refer Price
TR1610	100mw	/	/	\$ 298,00
TR1650	500mw	/	/	\$ 358,00
TG1609	/	G90mw/505nm	/	\$ 343,00
TB1650	/	/	B500mw/450nm	\$ 537,00



Z6 Series

Power Supply: AC100-240V 50/60Hz
 Rated power: 150W
 Beam Specifications (full angle): ca. 0.5 mm / < 1.8 mrad
 Laser Sources: Diode
 Operation Modes: DMX512 / self-propelled / voice control / master / slave
 Scanner: High speed step motor
 Channel modes: 22CHS/24CHS
 Tilt Angle: 180 degrees vertical
 Laser wavelength: 638nm/520nm/450nm
 Laser power: 300-2000mw *6PCS)
 Accessories: power cable, manual, key
 Dimensions: L1100 * W70 * H130mm
 Weight: 8 kg



Model NO	Power Red	Power Green	Power Blue	Refer Price
ZR610	100mw	/	/	\$ 373,00
ZR650	500mw	/	/	\$ 417,00
ZG609	/	90mw/505nm	/	\$ 402,00
ZB650	/	/	500mw/450nm	\$ 552,00
ZW630	300mw	300mw	300mw	\$ 746,00
ZW6100	1000mw	1000mw	1000mw	\$ 1104,00
ZW6200	2000mw	2000mw	2000mw	\$ 1940,00



HW Series Landmark laser

Power Supply: AC100-240V 50 / 60Hz
 Rated power: <1500W
 Beam Specifications (full angle): ca. 0.5 mm / < 1.5 mrad
 Laser Sources: Diode
 Operation Modes: ILDA, DMX, LAN, ArtNet, integrated SD card, stand-alone, master-slave
 Scanner: **15kpps / 25kpps/30kpps/40kpps**
 Scan Angle max.: max. 60°
 Accessories: power cable, manual, key, interlock connector





Model NO	Power Red	Power Green	Power Blue	Refer Price
HW-RGB100A	30W/635nm	30W/532nm	40W/450nm	\$ 59710,00
HW-RGB80A	30W/635nm	20W/532nm	30W/450nm	\$ 41194,00
HW-RGB50A	15W/635nm	15W/532nm	20W/450nm	\$ 34328,00
HW-960A	/	60W/532NM	/	\$ 62686,00
HW-930	/	30W/525nm	/	\$ 17910,00
HW-910	/	10W/525NM	/	\$ 7164,00



Pangolin

- Quick Text – Easily create laser text in seconds
- Quick DMX – Control QuickShow with DMX
- Quick Shape – Design beam and abstract effects
- Quick Timeline – Create timeline shows with music
- Quick Trace – Make laser logos fast
- Quick Capture – Combine laser images easily
- Quick Targets – Created fun target beam sequences
- Quick FX – Stunning laser effects, applied instantly

QuickShow



Pangolin FB4 Internal



Pangolin FB4 External





NewFeelling

Party Laser Light





F2022 Series

Power Supply: AC100-240V 50 / 60Hz
 Rated power: 40W
 Scanning system: high-precision stepper motor scanning system, large-angle scanning
 Laser Sources: Diode
 Operation Modes: DMX512 / self-propelled / voice control / master / slave
 Channel mode: 5CHS Cooling system: forced cooling by fan
 Working environment: indoor
 Dimensions: L345 * W290 * H165mm
 Weight: 4 kg



Model NO	Power Red	Power Green	Power Blue	Refer Price
F1022	100mw/650nm	60mw/532nm	/	\$ 80,00
F1022D	/	/	1000mw/450nm	\$ 107,00
F2022	100mw/638nm	80mw/532nm	150mw/450nm	\$ 104,00



F1033

Power Supply: 90 V - 240 V / AC
 Rated power: 40W
 Scanning system: 1.8 ° high-precision stepper motor scanning
 Laser pattern: 25
 Laser Sources: Diode
 Operation Modes: DMX512 / self-propelled / voice control / master / slave
 Channel mode: 10CHS Cooling system: forced cooling by fan
 Working environment: indoor
 Dimensions: L445 * W150 * H80mm
 Weight: 4.5 kg



Model NO	Power Red	Power Green	Power Blue	Refer Price
F4500-932-40K	150mw/650nm	80mw/532nm	150mw/450nm	\$ 134,00



F1066 Series

Power Supply: AC100-240V 50 / 60Hz
 Power: 40W
 Scanning system: high-precision stepper motor scanning system, large-angle scanning
 Laser Sources: Diode
 Laser pattern: 25
 Laser Sources: Diode
 Operation Modes: DMX512 / self-propelled / voice control / master / slave
 Channel mode: 10CHS Cooling system: forced cooling by fan
 Working environment: indoor
 Dimensions: L632 * W158 * H88mm
 Weight: 5 kg



Model NO	Power Red	Power Green	Power Blue	Refer Price
F1066	100mw/650nm*2	60mw/532nm	/	\$ 116,00
F1066C	100mw/650nm*2	80mw/532nm	150mw/450nm	\$ 137,00
F1066B	100mw/650nm*2	80mw/532nm	B150mw/450nm P100mw/450nm	\$ 173,00
F2066	100mw/638nm*2	80mw/532nm*2	100mw/450nm*2	\$ 188,00
F2066A	100mw/638nm*2	80mw/532nm*2	100mw/450nm*2	\$ 200,00



F6066

Power Supply: AC100-240V 50 / 60Hz
 Rated power: less than 300W
 Power: 100W Scanning system: high-precision stepper motor scanning system
 Laser Sources: Diode
 Control mode: DMX512, master-slave control, auto-run, sound control
 Channel mode: 10CHS
 Cooling system: forced cooling by fan
 Dimensions: L1070 * W200 * H170mm
 Weight: 8 kg



Model NO	Power Red	Power Green	Power Blue	Refer Price
F6066	100mw/638nm*3	80mw/532nm*3	120mw/450nm*3	\$ 186,00




NF7700 Series

Power Supply: AC100-240V 50 / 60Hz
 Power: 40 W
 Scanning system: high-precision stepper motor scanning system, large-angle scanning
 Control mode: DMX-512, voice control, self-propelled
 Channel mode: 10CHS
 Cooling system: forced cooling by fan
 Lamp size: 700 * 250 * 180mm
 Weight: 4.7KG



Model NO	Power Red	Power Green	Power Blue	Refer Price
F6016	100mw/638nm*3	80mw/532nm*3	120mw/450nm*3	\$ 186,00



F1666

Power Supply: AC100-240V 50 / 60Hz
 Power: 40 W
 Scanning system: high-precision stepper motor scanning system, large-angle scanning
 Control mode: DMX-512, voice control, self-propelled
 Channel mode: 34CHS
 Cooling system: forced cooling by fan
 Lamp size: 345 * 290 * 165mm
 Weight: 1.8KG



Model NO	Power Red	Power Green	Power Blue	Refer Price
F1666	532nm/80mw	638nm/100mw	450nm/150mw	\$ 129,00



Mini derby light Series

Power Supply: AC100-240V 50/60Hz
 Power: 60W
 LED light source: 4pcs 3W LED + 20W integrated white beads
 Bead color: magic ball: red, green, blue, yellow; strobe: white
 Control mode: DMX512, music, self-walk, master-slave
 Channel mode: 9CHS
 Grating pattern: 16 in1
 Dimensions: L215 * W25 * H110mm
 Weight: 1.6 kg



Model NO	Power Red	Power Green	Power Blue	Refer Price
1516	100mw/650nm	60mw/532NM	/	\$ 71,00
Z-3016	100mw/650nm	/	120mw/450NM	\$ 71,00
Z-6016	100mw/650nm	/	500mw/450nm	\$ 101,00



Six Eye Laser Series

Power Supply: AC100-240V 50/60Hz
 Power: 20W
 Scanning system: high-precision stepper motor scanning system, large-angle scanning
 Laser pattern: all one-dimensional beam or one-dimensional beam + 16 patterns
 Channel mode: 8CHS
 Control mode: DMX-512, voice control, auto-run, master-slave
 Control interface: international universal DXM512 interface, RJ45 interface
 Working environment: indoor (10-40 °)
 Dimensions: L340 * W220 * H150mm
 Weight: 2 kg



Model NO	Power Red	Power Green	Power Blue	Refer Price
F6033	100mw/650nm*2	60mw/532nm	100nm/450nm	\$ 52,00



FS Series

Power Supply: AC100-240V 50/60Hz
 Light source: 4pcs 10W 8in1 LED
 Colour: 8 Colors Mixed
 Lens: 3*5pcs
 Strobe: 1-20 time/sec. Adjustable strobe speed
 Control mode: DMX512, music, self-walk
 Channel mode: 13CHS
 Dimensions: L170 * W200 * H130mm
 Weight: 1.8 kg



Model NO	Power	Refer Price
N-X051	60W	\$ 47,00



F3 Series

Power Supply: AC100-240V 50/60Hz
 Light source: 2pcs 10W RGBW 4in1 LED
 Colour: 4 Colors Mixed
 Lens: 3*5pcs
 Strobe: 1-20 time/sec. Adjustable strobe speed
 Control mode: DMX512, music, self-walk
 Channel mode: 8CHS
 Dimensions: L170 * W200 * H130mm
 Weight: 1.8 kg



Model NO	Power	Refer Price
F3860-20K	40W	\$ 238,00



F808

Power supply: AC90-240V, 50/60HZ
 Light source: 8*12W full color LED American Corey lamp beads
 Color: white, full color optional
 Control: DMX, master-slave, voice control, automatic mode.
 Channel: 10CH/36CH
 Scanning angle: vertical 180
 Luminous angle: 4.5 degrees
 Weight: 5.5KG
 Lamp body size: length 41CM*24CM*16CM



Model NO	Power	Refer Price
F808	150W	\$ 129,00



N-X027

Working voltage: AC220V/110V 60HZ/50HZ
 Four colors: red, green, blue and white
 Light source: 2 12W super bright high power LED lamp beads Also available in the United States Cree imported lamp beads higher brightness, better effect
 Luminous angle: 25 degrees
 Signal control: 7 international standard DMX512 channel control



Model NO	Power	Refer Price
N-X027	30W	\$ 42,00



8 mirror Butterfly

Power Supply: AC100-240V 50/60Hz
 Light source: 2pcs 10W RGBW 4in1 LED
 Led lifetime: 60000H
 Colour: 4 Colors Mixed
 Lens: 2*8pcs
 Control mode: DMX512, music, self-walk, RJ45
 Channel mode: 8CHS
 Dimensions: L250 * W235 * H180mm
 Weight: 2.3 kg



Model NO	Power	Power Green
N-X013A	30W	\$ 46,00



8 mirror Butterfly

Voltage: 220V/50HZ
 Light source: 9*10W LED Cree
 Color: white / RGB
 Control: DMX, master-slave, voice control, automatic mode
 Dimming: 0-100%
 Display: digital display
 Channel: white 6CH/12CH color 10CH/36CH
 Scanning angle: vertical 180
 Luminous angle: 4.5 degrees
 Weight: 12KG



Model NO	Power	Power Green
N-X013A	100W	\$ 130,00



Mini 6*15W Bee Eye

Power Supply: AC100-240V 50/60Hz
 Light source: 6pcs 15W RGBW 4in1
 Strobe speed: 1-30 times per second, adjustable strobe speed
 Rotation angle: X axis 540 ° horizontally, Y axis 270 ° vertically
 Control mode: self-walk mode, music control , master-slave mode, DMX mode
 Channel mode: 10/17 channels
 Net/Gross Weight: 4.3KG/5.3KG
 Product size: 200*H310mm



Model NO	Power	Refer Price
N-Y006	6* 15W	\$ 137,00



60W LED MINI Moving Head Light

Power Supply: AC100-240V 50/60Hz
 Power consumption: 160W
 LED wash light source: 8pcs 9W 3in1 LED
 Channel mode: 2/12/19 channels
 Patterns: one Patterns plate , 6 Patterns + White Light + Rainbow Effect
 Color: one color plate, 6 colors + white light + rainbow effect
 Prism: 3 prism/5 prism/3*5 double prism superposition
 Product size: 200*H385mm
 Net/Gross Weight: 5.2KG/6.1KG



Model NO	Power	Refer Price
N-Y060	60W LED+8*9W RGB 3 in 1 LED	\$ 194,00



90W LED MINI Moving Head Light

Power Supply: 90-240V 50/60Hz
 Light source: 90W high brightness LED lamp beads
 Color plate: 7 colors + white color plate
 Pattern plate: 7 rotatable patterns + white light
 X/y axis motion range: x-axis 540°, y-axis 280°
 Control channel: 9/11 channel selectable
 Control signal: dmx512 (according to the usst1900 standard)



Model NO	Power	Refer Price
N-Y009	90W	\$ 212,00



Mini Led Moving Head Dmx

Power Supply: AC110-220V 50-60Hz
 Product size: 26cmX16cmX35cm
 Lamp Beads: 12X10W Corey Lamp Beads RGBW4 in 1
 Control mode: DMX. Voice control. Self-propelled. Master and slave
 Strobe: high-speed electronic adjustment strobe, random strobe 1-10 times
 XY axis angle: X axis 540. Y axis 180
 Channel mode: 15\20\47CH
 Display screen: digital display frequency



Model NO	Power	Refer Price
N-YL012	120W	\$ 117,00



6 three-in-one moving head effect light (laser + beam + strobe)

Light source: 3W LED*16PCS
 Red laser: 100MW*2PCS
 Green Laser: 50MW*2PCS
 Strobe: 15W*4PCS
 Self-propelled, voice control, DMX512, master-slave
 Net weight: 4.5KG



Model NO	Power	Refer Price
N-YL016	120W	\$ 129,00



Rotation Football Light

Lamp Beads: 12X10W Corey Lamp Beads RGBW4 in 1
 Control mode: DMX. Voice control. Self-propelled. Master and slave
 Appearance material: engineering plastic
 Net weight: 4.5KG
 Strobe: high-speed electronic adjustment strobe, random strobe 1-10 times\sec
 XY axis angle: X axis 540. Y axis 180
 Channel mode: 15\20\47CH
 Display screen: digital display frequency



Model NO	Power	Refer Price
N-DB012	120W	\$ 147,00





NewFeelling

Stage Light




NF-LM300S

Light Source: 300W LED White Module
 Related power: 450W
 Color temperature: 7500K-8000K
 LED lifespan: 50000 hours
 Spot angle: 38°
 Control mode: 15/21CH optional, DMX512, sound active, auto-run, Line
 Pan/Tilt : 540°/ 270°
 Carton: 46*46*58CM
 NW/GW: 21KG/23KG



Model NO	Power output	Refer Price
F1022	300W	\$ 760,00



NF-LBS Series

Power Supply: 100V-240V 50-60Hz
 Light source: 200LED white light module
 Color temperature: 7000K-8000K
 Beam angle: 2 °
 Control mode: DMX512, master-slave,sound active, auto run.
 Channel mode: 16CH / 20CH
 Support RDM function,
 DMX software upgrade function
 Pan/Tilt scan : 540 °/270 °
 Carton: 37*35*49cm
 Weight: 13kg



Model NO	Power output	Refer Price
LM250S	250W	\$ 423,00
LBS230	230W	\$ 318,00



NF-LM200S

Power Supply: 100V-240V 50-60Hz
 Color temperature: 7000K-8000K
 Beam angle: 2 °
 Control mode: DMX512, master-slave,sound active, auto run.
 Channel mode: 16CH / 20CH
 Support RDM function,
 DMX software upgrade function
 Pan/Tilt scan: : 540 °/270 °
 Carton: 37*35*49cm
 Weight: 13kg



Model NO	Power output	Refer Price
LM200S	200W	\$ 245,00




NF-LM140

Power Supply: AC100-240V 50 / 60Hz
 Related power: 170w
 wash light : 4x10w rgbw led
 Pan(X axis)/Tilt(Y axis): 540°/190°, (16bit)
 Strobe: 1-25 times/second
 Static gobo wheel: 7 patterns+ 1
 Rotating gobo wheel: 8 patterns+ 1
 Color wheel: 7+1 colors + white
 Prism: rotating 3 prism
 Carton : 35*29*45cm
 N.W/G.W: 10kg



Model NO	Power output	Refer Price
LM140	100W	\$ 232,00



NF-LM3610

Power Supply: AC90-240V,50-60Hz
 Power: 400W
 Pan:540° 16bit rotating
 Tilt:265° 16bit rotating
 Scan position memory, automatic error correction reset function
 10-60 degree beam angle
 Carton : 46*33*39cm(1pc/carton)
 N.W/G.W: 10kg

Model NO	Power output	Refer Price
LM3610	36*10W	\$ 185,00



NF-S3715

Maximum power: 600W
 Power supply: AC-110V60Hz, AC220V / 50Hz
 Control: LCD display
 DMX / self-propelled / master-slave / voice control with RDM function
 Dimming: 0-100%
 Strobe: 0-20T / S
 Three-circle LED independent control
 Focusing angle: 0-70 °
 Rotation: horizontal: 540 °, vertical: 27 °, fine adjustment: 8-16bit
 Gross weight: 16.5Kg

Model NO	Power output	Refer Price
S3715	37*15W	\$ 435,00




NF-BY1915

Power Supply: AC100-240V 50/60Hz
 Light Source: 19pcs 15W RGBW Osram LED chips
 LED Average Life: 50,000 h
 Optics: 4°-60° Electronic Zoom Range
 Three operating modes: wash, beam, FX (Kaleido effects)
 White CT Emulation 2500-8000K
 DMX channels: 21/35/78/92/97CH
 Carton : 56*49*44cm
 N.W/G.W: 16kg/19kg



Model NO	Power output	Refer Price
BY1915	19*15W	\$ 475,00



NF-LM1240

Power Supply: AC100-240V 50/60Hz
 Lamp:12pcs 40W Osram 4in1 LEDs
 Power consumption: 600W
 Color temperature: 2800K-8500K
 Beam angle: 5-45degree
 Dimmer: 0-100% dimming
 Strobe: 0~20HZ
 Control mode : RDM, Standard DMX512, Automatic and Master/ slave mode
 Display: color LCD display.
 Housing:Flame-retardant plastic
 Overall control DMX channel: 12/17CH
 Dot control DMX channel: 11CH/17/18CH/58CH
 Carton : 56*49*44cm(1pc/carton)
 N.W/G.W: 16kg/19kg



Model NO	Power output	Refer Price
LM1240	12x40W	\$ 495,00



NF-LM740

Power Supply: 100-240V AC 50 / 60HZ
 Power consumption: 375W
 Magnification function: the angle is enlarged by 6-40 degrees
 Packing way: carton box
 Zoom: electronic zoom
 Dimming: 16 bit dimming system
 Professional Stage: 320W beam lights
 Led stage light: moving head light
 Display: LCD display
 Power consumption: 320w
 Warranty: 2 years
 Dmx channel: 12/17 channels



Model NO	Power	Refer Price
LM740	7*40W	\$ 315,00



NF-LM712

Power supply : AC100V-240V, 50/60Hz
 LED: 7pcs 12w Osram rgbw 4in1 led
 Related power: 350w
 Control model: DMX512, Master/slave, sound active, auto run
 DMX Channel: 12/17CH
 Dimmer: 0-100% linear dimmer
 Strobe: 1-25 times/second



Model NO	Power	Refer Price
LM712	7*12W	\$ 115,00



NF-HL470

Large 160mm diameter front lens
 Electronic focusing for a perfectly sharp light beam along its entire length
 4°- 50° electronic zoom (Spotlight mode)
 Channels: 30/34CH
 2.5° aperture and "pipe" effect (Beam mode)
 CMY color mixing with gradually fading color wheels
 14 special color filters on three wheel
 2 CTO filters (3200 K and 2500 K) + 1 CTB filter
 Wheel with 6 HQ dichroic rotating gobos
 Wheel with 18+1 fixed metal gobos
 6 beam reducer filters on the gobo wheel
 Advanced visual effect disc (animation disc)
 2 indexable rotating prisms (8-facet and linear 4-facet prism)



Model NO	Power	Refer Price
HL470	470W	\$ 1250,00



NF-BSW Osram Series

Power supply : 100V-240V/50-60Hz,
 Channels:18CHs(RDM function for option)
 Pan 540°,tilt 240°(16 bit electronic error correction)
 Color wheel: 13 fixed colors +white, with rotating rainbow effect
 Gobo wheel: 13 fixed gobos +open, gradient effect with rotation and gobo swing effect
 Strobe:up to 0-13t/s,with random strobe function
 Dimming:0-100% linear adjustment
 Focus:2 meters to infinity
 Prism: 5 prisms for option,up to 11 prisms effect
 Colorful: colorful beam effect and prism effect
 Frost:0-100% linear frost
 Lighting console reset/on/off lamp function, half-color function,LCD touch screen
 N.W: 22KG



Model NO	Power	Refer Price
BSW470	470W	\$ 695,00
BSW380	380W	\$ 585,00



NF-RB280

Power supply: 100v-240v / 50-60Hz
 Light source:280w
 Related power: 420w
 Pan(X axis)/Tilt(Y axis): 540°/270°, (8bit/16bit)
 Control model: DMX512, Master/slave, sound active, auto run
 Color wheel: 14colors+ white
 Static gobo wheel: 14 patterns
 Rotating gobo wheel: 9 patterns
 Effect Wheel: two Effect prism,one Rotation 8- prism,one Rotation 6 prism effect move , Bi-directional rotation
 Beam angle: 3.8°-45°
 Carton : 45*43*57cm(1pc/carton)
 N. W/G.W: 18.5kg



Model NO	Power	Refer Price
RB280	280W	\$ 478,00




NF-LM90S

Power supply : AC100-240V, 50/60Hz
 LED Light source: 90w white led chip
 Pan(X axis)/Tilt(Y axis): 540°/270°, (16bit)
 Control mode: DMX512, Master/slave
 Color wheel:
 Static gobo wheel: 6 patterns+ white
 Rotation gobo wheel: 8 patterns+ white
 Color wheel: 7 colors + white
 Prism: rotating 3 prism
 Dimmer: 1-100% linear dimming
 DMX channel: 6/16CH
 Housing material: plastic+ aluminum die casting
 Carton:45*35*25cm(1pcs/carton)
 N.W/G.W: 7kg/8kg



Model NO	Power	Refer Price
LM90S	90W	\$ 175,00



NF-RB260

Power:AC100-240V 50/60 Hz
 Light source :260W bulb
 Pan(X axis)/Tilt(Y axis): 540°/190°, (16bit)
 Control model: DMX512, Master/slave, sound active, auto run
 DMX channel:18 CH
 Color wheel: one color wheel, 13 kinds of color chips + white
 Static Gobo: 13gobos+ white
 Effect Wheel: two Effect prism,one Rotation 16- prism,
 one Rotation 48- prism effect move . Bi-directional rotation one seven color wheel
 Housing materil: plastic + Aluminum
 Carton : 54*42*43cm(1pc/carton)
 N.W/G.W: 16kg



Model NO	Power Blue	Refer Price
RB260	260W	\$ 285,00



NF-MB260

Power:AC100-240V 50/60 Hz
 Light source: 260w bulb
 Related power: 400w
 Pan(X axis)/Tilt(Y axis): 540°/190°, (8bit/16bit)
 Power switch
 Color wheel: 13 colors + white
 Gobo wheel: 13 gobos+ white
 Effect Wheel: two Effect prism,one Rotation 16- prism,
 one Rotation 48- prism effect move . Bi-directional rotation
 Beam angle: 3.8°-15°
 Control model: DMX512, Master/slave, sound active, auto run



Model NO	Power	Refer Price
MB260	260W	\$ 265,00



Mini Led Moving Head Dmx

Power Supply: AC110-220V 50-60Hz
 Power supply : AC100-240V 50 / 60Hz
 Life expectancy: 2000H
 Color: with 14 colors + blank
 Pattern: with 17 fixed gobos + blank
 Projected light range: 540 degrees in X direction, 250 degrees in Y direction, can automatically correct positioning
 Beam angle: Parallel beam angle: 0 – 3.8 °
 Strobe: dual chip strobe (0.5-9 times / second)
 Control method: International standard DMX512
 Number of channels: 16 channels
 Carton package size: 47*44*57cm(1pc/carton)
 N.W/G.W/V.W: 17kg/20kg/24kg



Model NO	Power	Refer Price
MB200	200W	\$ 195,00
MB230	230W	\$ 205,00



NF-WF Series

Voltage: 110V-240V 50-60Hz
 Light source system: Phoenix 17R 350W
 Color wheel: Color wheel: 13 + open + rainbow effect + frost function
 Pattern wheel: 13 fixed patterns + 1 open
 Beam angle: 2 °
 Channel: 16 channels
 Lens diameter: 145mm
 Waterproof rating: IP65
 Control mode: DMX 512, auto-run, master-slave self-propelled
 Prism : 24 prisms (16 + 8) superimposed rotatable, macro function
 Display: LCD display adapts to different installation positions
 Pan / Tilt: 540 ° horizontal or 270 ° vertical, fast and stable
 Light body size: 37 * 30 * 68cm Net weight: 23KG
 Package size: 50 * 44 * 68cm gross weight: 27KG
 1 in 1 flight case: 42 * 37 * 91cm Weight: 37KG
 2 in 1 flight case: 92 * 41 * 91cm Weight: 70kg



Model NO	Power	Refer Price
WF260	260W	\$ 445,00
WF350	350W	\$ 495,00
WF380	380W	\$ 565,00
WF440	440W	\$ 725,00



M Series

Power Supply: AC90-240, 50-60HZ
 Rated power: less than 100W
 Beam Specifications (full angle): ca. 0.5 mm / < 1.5 mrad
 Laser Sources: Diode
 Operation Modes: ILDA / DMX512 / self-propelled / voice control / master / slave / SD
 Scanner: **15kpps / 25kpps/30kpps/40kpps**
 Scan Angle max.: max. 60°
 Accessories: power cable, manual, key, **interlock connector**
 Dimensions: L138 * W230 * H126mm
 Weight: 3.4 kg



Model NO	Power Red	Power Green	Power Blue	Refer Price
M-5000A-15K	1200mw/638nm	1000mw/520nm	3000nm/450nm	\$ 835,00
M-3000A-15K	600mw/638nm	800mw/520nm	1500nw/450nm	\$ 417,00
M-1000A-15K	300mw/638nm	100mw/532nm	600nw/450nm	\$ 298,00
M-800-15K	150mw/638nm	80mw/515nm	600nw/450nm	\$ 214,00



F2 Series

Power Supply: AC100-240V 50 / 60Hz
 Rated power less than 100W
 Beam Specifications (full angle): ca. 0.5 mm / < 1.5 mrad
 Laser Sources: Diode
 Operation Modes: ILDA, DMX, LAN, ArtNet, integrated SD card, stand-alone, master-slave
 Scanner: **15kpps / 25kpps/30kpps/40kpps**
 Scan Angle max.: max. 60°
 Accessories: power cable, manual, key, interlock connector
 Dimensions: L200 * W152 * H110mm
 Weight: 2.5 kg



Model NO	Power Red	Power Green	Power Blue	Refer Price
F2730	150mw/650nm	60mw/515nm	100nm/450nm	\$ 128,00
F2750	100mw/638nm	80mw/520nm	150nm/450nm	\$ 137,00
F2780	100mw/638nm	80mw/532nm	600nm/450nm	\$ 161,00
F2800	100mw/638nm	80mw/532nm	600nm/450nm	\$ 179,00
F2606	/	60mw/520nm	/	\$ 116,00
F2612	/	120mw/520nm	/	\$ 146,00
F2301	/	/	100mw/450nm	\$ 110,00
F2304	/	/	400mw/450nm	\$ 131,00
F2315	/	/	1500mw/450nm	\$ 149,00



NF7700 Series

Power Supply: AC90-240, 50-60HZ
 Rated power: less than 300W
 Beam Specifications (full angle): ca. 0.5 mm / < 1.5 mrad
 Laser Sources: Diode
 Operation Modes: ILDA / DMX512 / self-propelled / voice control / master / slave / SD
 Scanner: **15kpps / 25kpps/30kpps/40kpps**
 Scan Angle max.: max. 60°
 Accessories: power cable, manual, key, **interlock connector**
 Dimensions: L300 * W260 * H220mm
 Weight: 11 kg



Model NO	Power Red	Power Green	Power Blue	Refer Price
NF770-906S-25k	R1600mw/638nm	G2000mw/525nm	B2200nw/450nm	\$ 1343,00
NF770-685-25k	/	5W/525nm	/	\$ 2835,00
NF770-684-25k	/	4W/525nm	/	\$ 2388,00
NF770-683-25k	/	3W/520nm	/	\$ 1492,00



F2550 Series

Power Supply: AC90-240, 50-60HZ
 Rated power: less than 500W
 Beam Specifications (full angle): ca. 0.5 mm / < 1.5 mrad
 Laser Sources: Diode
 Operation Modes: ILDA / DMX512 / self-propelled / voice control / master / slave / SD
 Scanner: **15kpps / 25kpps/30kpps/40kpps**
 Scan Angle max.: max. 60°
 Accessories: power cable, manual, key, **interlock connector**
 Dimensions: L360 * W270 * H290mm
 Weight: 35 kg



Model NO	Power Red	Power Green	Power Blue	Refer Price
F2550-915-30K	4000mw/638nm	4000mw/525nm	7000nw/450nm	\$ 4477,00
F2550-908-30K	2000mw/638nm	2000mw/525nm	4000nw/450nm	\$ 2388,00
F2550-690-30K	/	10W/525nm	/	\$ 4925,00
F2500-685-30k	/	5W/525nm	/	\$ 3283,00




led battery par light

Power supply: AC110V-250V
 Frequency: 50-60Hz
 Light source: 6pcs 18W high brightness 6 in 1 color leds
 Lamp life: 6-10 ten thousand hrs
 LED angle: 25degree
 Color: 16.7 million kinds of color change
 Control channels: 6/10chs
 Control mode: DMX512 / IR Control, master/slave, auto, sound active Automatic model(by function button) : color change, color strobe, color dimmer, color gradual change/color jump change
 Operation menu: 4 digit digital LED display



Model NO	Power	Refer Price
N-BL618	110W	\$ 105,00



12 4in1 WIFI waterproof battery lights

Voltage: AC90-240V, 50-60Hz
 Light source: 12 15W6 in 1 high brightness lamp beads
 Lamp bead life: 50,000-100,000 hours, low power consumption
 Channel: 6/10 dual channel mode
 Control: DMX512 / master / slave / auto / voice control, wireless remote control, mobile APP, support Android, Apple system
 Charging: 4 hours
 Continuous use; full light for 4 hours, gradual 20 hours
 Strobe: 1-25 times / second
 Lens angle: 15 degrees
 Dimming: 0-100% linear dimming system
 Waterproof rating: IP: 65
 Net weight: 5KG



Model NO	Power	Refer Price
N-PL1212P	120W	\$ 125,00



18pcs RGBW 4 IN 1 Par Light

Voltage: AC90-240V, 50-60Hz
 Light source: 18 *10W RGBW four combined one lamp bead power: 200W protection level: IP65 25°-60° Angle is optional
 Control mode: go by yourself, DMX, master and slave can be customized 5 colors: red, green, blue, white, yellow/purple



Model NO	Power	Refer Price
N-PG1810B	18*10W	\$ 39,00





18pcs wall wash light

Voltage: AC90-240V, 50-60Hz
 Power: 180W
 Light source: 18 10W high brightness 4 in 1 LED (RGBW) lamp beads
 Lamp bead life: 50,000-100,000 hours, low power consumption
 Channel: 4IN1: CH6 / CH9 / CH39 / C111
 5IN1: CH7 / CH10 / CH40 / C112
 6IN1: CH8 / CH11 / CH41 / C113
 Control: DMX512 / Master-Slave / Auto / Sound Control
 Strobe: 1-25 times / second
 Beam angle: 25 degrees
 Color: RGBW infinite color mixing
 Dimming: 0-100% linear dimming system
 Waterproof rating: IP65
 Net weight: 7KG



Model NO	Power	Refer Price
N-PB1804	180W	\$ 125,00




25 Moving head matrix

Voltage: 110V-240V/50-60Hz
 Power consumption: 280W
 Light source: Corey 25 10W LED (RGBW)
 Rated life: 50,000 hours
 Color: RGBW infinite color mixing
 Control method: DMX512, master/slave, self-work
 Channel: 18/28 / 118CH
 Beam angle: parallel beam 25°
 Disk: Unlimited
 Tilt: Unlimited
 Shutter / strobe: 1-100% linearly adjustable
 Dimming: 1-100% linearly adjustable
 IP: IP20
 Product size: 400x330x400mm
 Packing size: 500x410x455mm
 Net weight: 12kg
 Gross weight: 14kg
 Net weight: 7KG



Model NO	Power	Refer Price
NF-LM2510	280W	\$ 420,00



200W LED COB Zoom face light

Light source: Original imported lamp -300W Citizen integrated COB lamp beads, light source lifespan is 60 ~ 100,000 hours.
 Illumination angle: 8 ° -60 ° linear zoom, 5 meters illumination 32000LX, display index > 90Ra, 3000K / 4000K / 5600K color temperature.
 The dimming is delicate and flicker-free, which can completely replace the traditional 1000W light source fixtures.
 Control mode: DMX512 Control channel: 5 channels
 Light weight: 5KG. Fixture size: 21 * 30 * 33CM
 Integrated COB lamp bead light is more and more widely used, it can be used for the main light of the stage, it is likely to replace traditional par can lights; it can also be used in studios, conference rooms and other places.



Model NO	Power	Refer Price
LF200	200W	\$ 135,00



100WCOB Par Light

Input voltage: AC110V/220V 50HZ/60HZ
 Total power: 100W
 Light source: 1 100W 2-in-1 super bright high power LED lamp bead (warm white / white adjustable)
 Angle of illumination: Reflective cup illumination: 960lux (5m)
 Control mode: international standard DMX512, or master-slave mode, manual mode
 Color temperature: 3200K-5600K adjustable.
 Best projection distance: 15-30m
 Dimming: Linear dimming 0-100%
 Strobe: 0-25 times / sec
 Channel: 6CH



Model NO	Power	Refer Price
N-LF100	100W	\$ 40,00



200W COB audience lights

Input voltage: AC110V/220V 50HZ/60HZ
 Total power: 220W
 Light source: 2 100W two-in-one super bright high power LED lamp beads (warm white / white adjustable)
 Angle of illumination: Reflective cup illumination: 960lux (5m)
 Control mode: international standard DMX512, or master-slave mode, manual mode
 Color temperature: 3200K-5600K adjustable.
 Best projection distance: 15-30m
 Dimming: Linear dimming 0-100%
 Strobe: 0-25 times / sec
 Channel: 6CH
 Product size: 37X29X24cm



Model NO	Power	Refer Price
N-LA2100	200W	\$ 60,00



400W COB audience lights

Input voltage: AC110V/220V 50HZ/60HZ
 Total power: 500W
 Light source: 4 100W two-in-one super bright high power LED lamp beads (warm white / white adjustable)
 Angle of illumination: Reflective cup illumination: 960lux (5m)
 Control mode: international standard DMX512, or master-slave mode, manual mode
 Color temperature: 3200K-5600K adjustable.
 Best projection distance: 15-30m
 Dimming: Linear dimming 0-100%
 Strobe: 0-25 times / sec
 Channel: 6CH
 Product size: 37X29X24cm



Model NO	Power	Refer Price
N-LA4011A	500W	\$ 110,00



Led COB 4*100W Waterproof blinder

Voltage: AC100-240V 50/60Hz
 Power consumption: 200W
 Lamp: 4pcs COB 100W LEDs Warm White
 DMX Channels: 8/12CH
 Leans angle: more than 60 degree
 IP Rate: IP20
 Linear color mixing ,Interconnect each other
 DMX512,Master-slave,Stand-alone,Sound mode
 Dimming: 0-100% linear dimming
 Strobe: 0-25 Hz
 House Material: Metal
 N.W:8KG G.W:11KG



Model NO	Power	Refer Price
N-LA4011A-O	4*100W	\$ 145,00



200W LED Profile Light

Voltage: AC100~240V / 50~60Hz
 C.C.T: 3200K/5600K optional
 C.C.T deviation: ±5%
 Color render: +90
 Interface: LED digital display
 Controlling: DMX512/ Manuel
 Channel: 2/4CH
 Angle: 19°/26°/36°/50°
 Tilt: ±90°
 Cooling: Heat conduction & noise-free fan
 Using TEMP.: -10°C ~ +45°C
 IP Rating: IP20
 Weight: 9.5kg
 Size: 538*270*395MM



Model NO	Power	Refer Price
NG-LBP200	200W	\$ 185,00



200W Zoomable LED Profile Light

Voltage: AC100~240V / 50~60Hz
 C.C.T: 3200K/5600K optional
 C.C.T deviation: ±5%
 Color render: +90
 Interface: LED digital display
 Controlling: DMX512/ Manuel
 Channel: 2/4CH
 Angle: 19°/26°/36°/50°
 Tilt: ±90°
 Cooling: Heat conduction & noise-free fan
 Using TEMP.: -10°C ~ +45°C
 IP Rating: IP20
 Weight: 9.5kg
 Size: 538*270*395MM



Model NO	Power	Refer Price
NG-LZP200	200W	\$ 215,00



200W LED Profile Light

Lamp Beads: 1-color COB 200W WLED
 Life: about 50,000 hours
 Color: cold white or warm white, indicating:> 95
 Lens angle: 19-50 °
 Dimming: 16BT linear dimming 0 ~ 100%
 Frequency Flash: 0 ~ 25 / second
 Rated voltage: AC100 / 240V, 50 / 60Hz
 Rated power: 260W
 The best projection distance: 4-30 meters
 Ambient temperature: -25 °C ~ 40 °C
 Cold: forced air cooling
 Protection level: IP20
 Operation mode: DMX mode, master-slave mode
 DMX channel: 2 channels



Model NO	Power	Refer Price
NQ-LZF200	200W	\$ 225,00
NQ-LZF300	300W	\$ 255,00



200W LED Follow Spot

Note: this lamp has been patented.
 Total power: 320W
 Frequency: 50Hz-60Hz
 Voltage: 110V-240V
 Light source: LED-200W
 Carton packing size: 570x230x330mm, light weight 17KG, bracket 5KG
 Size Air box packing; 1100x430x470mm 2 sets of one unit Weight: 45KG
 Color: 6 colors plus white light red. yellow. Blue. green. Warm tablets. Cooling tablets.
 Beam angle: 8-15 degrees
 Operation function: aperture size. Open light closed light-strobe. focusing. Change colors. Mechanical operation



Model NO	Power	Refer Price
FL200	200W	\$ 285,00



470W Follow Spot

Power supply: AC100-240V, 50Hz-60Hz
 Power consumption: 550W
 Color temperature: Built-in 7500K, 6500K, 4500k, 3200K
 Beam angle: 5-9 °
 Control method: manual control panel, DMX-512
 DMX channel: 4chs
 Dimmer: dual-chip dimming
 Aperture: linear zoom in and zoom out
 Working environment: up to 40 °
 Protection rate: IP20
 Housing: Steel + Aluminum
 Dimensions: 650X 310 x 270 mm



Model NO	Power	Refer Price
FL470	470W	\$ 775,00



Cold fireworks machine

Power In: AC220V/110V±10%50HZ
 Prepare Time: 3-5min
 Power Consumption: 400W; 2.8A
 Working Temp.: -10°C-50°C
 Effect height: 2m-5m (Depands on the powder)
 Control model: DMX, Remote



Model NO	Power	Refer Price
NF-5200	400W	\$ 295,00



Falls sparking machine

Power In: AC220V/110V±10%50HZ
 Prepare Time: 3-6min
 Power Consumption: 400W; 2.8A
 Working Temp.: -10°C-50°C
 Effect height: 2m-5m (Depands on the powder)
 Control model: DMX, Remote



Model NO	Power	Refer Price
NF-6100	400W	\$ 318,00



2000W Light Hazer

Power In: AC220V/110V±10%50HZ
 Power Consumption: 2000W
 Working Temp.: -10°C-50°C
 Control model: DMX, Remote
 Emitting more uniform and fine smoke, no moisture,
 24hours continuous working



Model NO	Power	Refer Price
NF-032	2000W Light Hazer	\$ 175,00



Falls sparking machine

Power In: AC220V/110V±10%50HZ
 Power Consumption: 2000W
 Working Temp.: -10°C-50°C
 LCD Display, DMX512, 8L water tank, 1L oil tank, 20heads



Model NO	Power	Refer Price
NF-033	2000W Hazer	\$ 325,00





NewFeelling

Video Light



NF-CX300/200

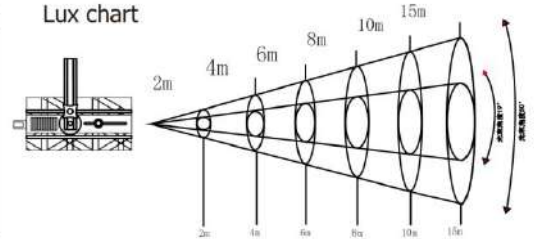
Total power: 300W/200W
 Input voltage: AC110-260V, 50-60HZ
 Light source LED: COB1P*200W/1P*300W
 Color temperature: 3100±150K/5600±200K (choose one)
 Service life: 50000H
 Channel mode: 2CH channel
 Control mode: DMX / manual
 Luminous angle: 19-50 degrees (stepless adjustment)
 Color rendering index: CRI95
 Display: LCD display
 Signal input and output: three-core and five-core card socket
 Power socket: Power input / output
 Protection level: IP25
 Optical: HD optics 19°~50°
 Size: 540*170*160mm
 Net weight: 9kg
 Gross weight: 10kg



channel

CH	1	2
%	diameter	Bit diameter
100%	70	256
75%		
50%		
25%		
0%		0

Lux chart



Center Lux	5600K	15730	4210	1890	1240	1000	860	beam angle19°
Center Lux	3200K	14000	3710	1660	1060	800	480	
Spot diameter/cm		70	130	190	235	280	385	
Center Lux	5600K	11800	3600	1690	1100	850	840	beam angle50°
Center Lux	3200K	10300	3150	1460	930	650	460	
Spot diameter/cm		120	235	340	440	530	700	



NF-JG200B

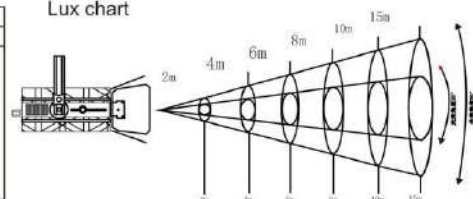
Total power: 200W
 Input voltage: AC110-260V, 50-60HZ
 Light source LED: COB1P*200W/1P*300W
 Color temperature: 3100±150K/5600±200K (choose one)
 Service life: 50000H
 Channel mode: 4CH channel
 Control mode: DMX / manual
 Luminous angle: 25-50 degrees (electronic focusing)
 Color rendering index: CRI 95%
 Display: LCD display
 Signal input and output: three-core and five-core card socket
 Power socket: Power input / output
 Protection level: IP25
 Optical: HD Optical
 Size: 370*190*200mm
 Net weight: 6.5kg
 Gross weight: 7kg



channel

CH	1	2	3	4
%	diameter	STRO BE	STRO BE	HEAT PROTECT
100%	100	256	256	100%
75%				
50%				
25%				
0%				0%

Lux chart



Center Lux	5600K	16100	3800	2080	1220	530	150	beam angle25°
Center Lux	3200K	10730	3600	1680	920	450	110	
Spot diameter/cm		100	170	240	310	390	510	
Center Lux	5600K	3200	1200	700	300	160	100	beam angle50°
Center Lux	3200K	2600	760	340	220	110	80	
Spot diameter/cm		200	350	570	770	990	1540	



NF-CZ310/370

310W/370W Auto Show Light

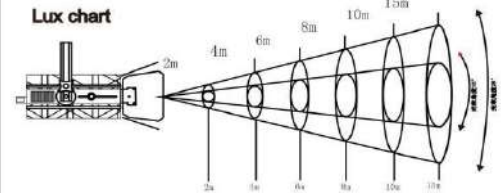
Total power: 310W/370W
 Input voltage: AC110-260V, 50-60HZ
 Light source: LED10W*31P/10W*37P imported lamp beads
 Color temperature: 3200K/4500K/6800K (optional monochrome temperature)
 Service life: 50000H
 Channel mode: 2CH channel
 Control mode: DMX / manual
 Luminous angle: 15 degrees / 25 degrees
 Color rendering index: CRI90%
 Display: LED digital screen
 Signal input and output: three-core and five-core card socket
 Power socket: Power input / output
 Protection level: IP25
 Optical: PMMA
 Size: 350*250*250mm
 Net weight: 6.5kg
 Gross weight: 7kg



channel

CH	1	2
%	Switch	STROBE
100%	[Bar chart for Channel 1]	255
75%		[Bar chart for Channel 2]
50%		
25%		
0%		0

Lux chart



Center Lux	6800K	90700	23800	11400	6700	5280	3280	beam angle15°
Center Lux	3200K	8900	22900	11000	6200	4900	3000	
Spot diameter/cm		60	110	180	230	280	400	
Center Lux	6800K	39800	11500	5350	3470	2670	1700	beam angle25°
Center Lux	3200K	38800	10400	4850	2970	2370	1570	
Spot diameter/cm		80	150	230	280	340	450	



NF-CZ310/370

200W Movies Light

Total power: 200W
 Input voltage: AC110-260V, 50-60HZ
 Light source LED: 0.5W*216P cool white + 0.5W*216 warm white
 Color temperature: 3100±150K/5600±200K (optional monochrome temperature)
 Service life: 50000H
 Channel mode: 4CH channel
 Control mode: DMX / manual
 Luminous angle: 120 degrees
 Color rendering index: CRI95%
 Display: LED digital screen
 Signal input and output: three-core and five-core card socket
 Power socket: Power input / output
 Protection level: IP25
 Optical: HD Optical
 Size: 490*310*105mm
 Net weight: 7kg
 Gross weight: 8kg



3200k/5600k

CH	1	2
%	DIMMING	STROBE
100%	[Bar chart for Channel 1]	255
75%		[Bar chart for Channel 2]
50%		
25%		
0%		0

3200k~5600k

CH	1	2	3	4
%	switch	YELLOW	WHITE	STRO BE
100%	[Bar chart for Channel 1]	255	255	255
75%		DIM4	DIM4	[Bar chart for Channel 4]
50%		DIM3	DIM3	
25%		DIM2	DIM2	
0%	ALL DIMMING	64	64	0
		0	0	



NF-CZ310/370

300W ELECTRONIC ZOOM FOCUS LAMP

Total power: 300W
Input voltage: AC110-260V, 50-60HZ
Light source LED: COB1P*300W (monochrome / two-color)
Color temperature: 3200/5600
monochrome temperature)
Service life: 50000H
Channel mode: 4CH channel
Control mode: DMX / manual
Luminous angle: 25-60 degrees
Color rendering index: CRI95%
Display: LED digital screen
Signal input and output: three-core and five-core card socket
Power socket: Power input / output
Protection level: IP25
Size: 380*200*250mm
Net weight: 6kg
Gross weight: 7k

