

Three Ways of Connecting Devices



Short Press:

Hold **FN** first, then the **corresponding key**, and release both keys.

Long Press:


Hold **FN** first, then the **corresponding key**. Hold for 5 seconds until the indicator starts blinking.

Bluetooth Mode

1 Toggle the keyboard Mode Switch to the wireless side.



2 Short Press FN+1 to make the indicator blink, then Long Press FN+1 to make the indicator flash.



3 Select the pairing device [MIKIT MT80 BT].



4 The indicator turns off when the keyboard is paired successfully.



*In order to complete the pairing of the keyboard with a second or third new Bluetooth device, repeat the instructions from Step 2 and replace the "FN+1" with "FN+2" or "FN+3".

2.4GHz Mode

1 Toggle the keyboard Mode Switch to the wireless side.



2 Plug the 2.4GHz receiver into your computer.



3 Press FN+4 to enter 2.4GHz connecting mode.



4 The indicator turns off when the keyboard is connected successfully.



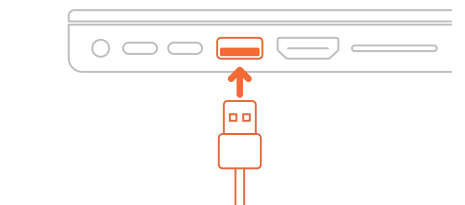
*Please find the 2.4GHz receiver under the magnetic cover of OBSC (On-Board Storage Compartment).

Wired Mode

1 Toggle the keyboard Mode Switch to the wired side.



2 Plug the USB cable into your device.



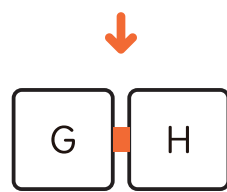
*When being plugged into the computer, the keyboard will start to charge automatically.

*Caution: The rated power for the charger must not exceed 5V=1A. Connection to a higher power output will damage the keyboard.

LED Indicator Status Description



The indicator is located between G and H.



Bluetooth

Blinking Bluetooth Device #1 Re-Connecting	Flashing Bluetooth Device #1 Pairing On
Blinking Bluetooth Device #2 Re-Connecting	Flashing Bluetooth Device #2 Pairing On
Blinking Bluetooth Device #3 Re-Connecting	Flashing Bluetooth Device #3 Pairing On

2.4GHz

Blinking 2.4GHz Device Re-Connecting
Flashing 2.4GHz Device Pairing On

Others

On CapsLock On
Blinking Special Keys Combination Enabled
Blinking Low Battery Level

Function Keys Combinations

- Short Press
- Long Press



Backlight On/Off Backlight Speed - Backlight Speed +

Scroll Left: Vol - Scroll Right: Vol +

Switch Between Mac/Windows Layout

WinLock Brightness - Brightness + Reset to Default Previous Next

Backlight Effects Switching

Backlight Colors Switching

Battery Level Check
(The LED Indicator blinks 1, 2, 3, ...10 times, which stands for 10%, 20%, 30%, ...100% battery level.)

Specifications



Product: MT80 Mechanical Keyboard

Key Count: 84

Input: 5V=1A

Battery Specifications: 3.7V 4000mAh

Precautions: See Warranty Card

Manufacturer: Mikit (Shenzhen) Technology Co., Ltd.

A905, Rongchaobinhai Bldg., 2021 Haixiu Rd., N26 Haibin Community, Xin'an Subdistrict, Bao'an District, Shenzhen, China

Packing List: Keyboard, Dust Cover, USB Cable, 2.4GHz Receiver,

Keycap & Switch Puller, Manual, Warranty Card