



TDL201 LI-ION TECHNOLOGY

Li-ion Counterbalance Forklift Truck 2.0T

- Hydraulic steering system with better human-vehicle interaction
- Electromagnetic joystick available for premium needs
- Larger legroom to amplify driving comfort
- Powerful and constant working performance
- New informative LCD display

EP EQUIPMENT CO.,LTD
www.ep-ep.com



FEATURE

Hydraulic steering system with better human-vehicle interaction

TDL201 adopts the hydraulic steering system and this achieves more precise and responsive operation, which demonstrates better human-vehicle interaction. Plus, the hydraulic steering system comes with a simple and reliable structure with lower maintenance costs.



Electromagnetic joystick available for premium needs

For premium material handling, the electromagnetic joystick is available as an option which puts operation experience and productivity at the forefront. The joystick houses all controls of the truck and the operator are allowed to perform all functions in a palm-sized place with utmost precision.



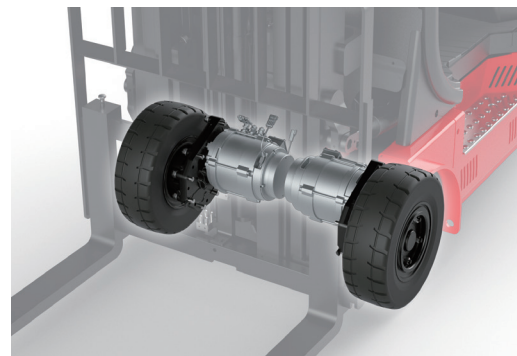
Larger legroom to amplify driving comfort

The integrated design of the operator compartment is intended to create a larger operational space to improve ergonomics to reduce operator work-related health issues, as well as to improve operational efficiency.



Powerful and constant working performance

The 48V/360Ah lithium battery with opportunity charging and 5.4kW*2 dual drive motors guarantee the TDL201 operate at full power at all times with a permanently high performance. It comes with a 48V/50A integrated charger as standard for charging convenience and 48V/100A and 48V/200A external chargers available as options to better fit in your needs.



■ **Optimized truck frame for cabin installation and detachment**

TDL201 features the streamlined design as the L2 series and an optimized one-piece truck frame, which is easy for cabin installation as well as detachment.



■ **New informative LCD display**

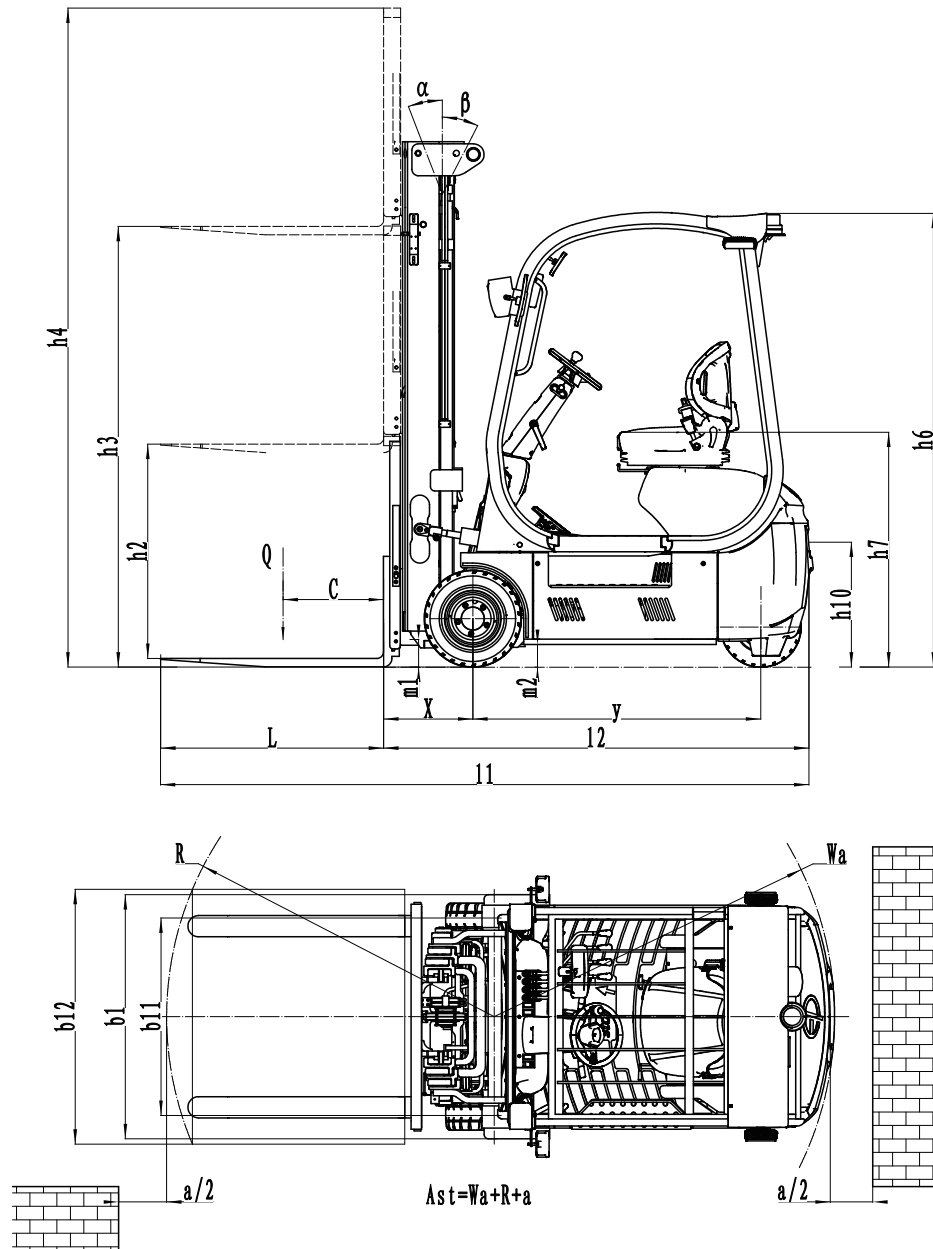
TDL201 provides the high-resolution LCD display which is installed at the upper right corner of the cabin. Via a glance, the operator is able to find speed, working hours, battery status, miles driven and parking status. This informative and intuitive display ensures relaxed and safe working.



Li-ion Counterbalance Forklift Truck 2.0T TDL201

| | | | | | |
|---------------------|--|---|---|-----------------|-----------------|
| Distinguishing mark | 1.1 | Manufacturer | | | EP |
| | 1.2 | Model designation | | | TDL201 |
| | 1.3 | Drive | | | Electric |
| | 1.4 | Operator type | | | Seated |
| | 1.5 | Load capacity | Q | kg | 2000 |
| | 1.6 | Load center distance | c | mm | 500 |
| | 1.8 | Load distance, centre of drive axle to fork | x | mm | 420 |
| | 1.9 | Wheelbase | y | mm | 1358 |
| | Service weight | 2.1 | Service weight | | kg |
| 2.2 | | Axle loading, laden front/rear | | kg | 4892/683 |
| 2.3 | | Axle loading, unladen front/rear | | kg | 1535/2040 |
| Tyres/chassis | 3.1 | Tyre type | | | Solidrubber |
| | 3.2 | Tyre size, front | | | 200/50-10 |
| | 3.3 | Tyre size, rear | | | 15/4.5-8 |
| | 3.5 | Wheels, number front/rear (x=drive wheels) | | mm | 2X2 |
| | 3.6 | Tread width, front | b10 | mm | 936 |
| | 3.7 | Tread width, rear | b11 | mm | 175 |
| | Dimensions | 4.1 | Tilt of mast/fork carriage forward/backward | α/β | ° |
| 4.2 | | Retracted mast height | h1 | mm | 2075 |
| 4.3 | | Free lift | h2 | mm | 100 |
| 4.4 | | Lift height | h3 | mm | 3000 |
| 4.5 | | Height, mast extended | h4 | mm | 4058 |
| 4.7 | | Height of overhead guard (cabin) | h6 | mm | 2140 |
| 4.8 | | Seat height/standing height | h7 | mm | 1070 |
| 4.12 | | Tow coupling height | h10 | mm | 560 |
| 4.19 | | Overall length | l1 | mm | 3095 |
| 4.20 | | Length to face of forks | l2 | mm | 2025 |
| 4.21 | | Overall width | b1/b2 | mm | 1150 |
| 4.22 | | Fork dimensions | s/e/l | mm | 122X40X1070 |
| 4.23 | | A,B Fork carriage class/type A, B | | | 2A |
| 4.24 | | Fork carriage width | b3 | mm | 1040 |
| 4.31 | | Ground clearance, laden, below mast | m1 | mm | 86 |
| 4.32 | | Ground clearance, center of wheelbase | m2 | mm | 104 |
| 4.34.1 | | Aisle width for pallets 1000×1200 crossways | Ast | mm | 3348 |
| 4.34.2 | Aisle width for pallets 800×1200 crossways | Ast | mm | 3485 | |
| 4.35 | Turning radius | Wa | mm | 1605 | |
| Performance data | 5.1 | Travel speed, laden/unladen | | km/h | 15/16 |
| | 5.2 | Lifting speed, laden/unladen | | m/s | 0.35/0.43 |
| | 5.3 | Lowering speed, laden/unladen | | m/s | 0.45/0.37 |
| | 5.5 | Drawbar pull, laden/unladen | | N | — |
| | 5.6 | Max. drawbar pull, laden/unladen | | N | — |
| | 5.8 | Max. gradeability, laden/unladen | | % | 15/17 |
| | 5.10 | Service brake | | | Electromagnetic |
| 5.11 | Parking brake | | | Electromagnetic | |
| Electric-engine | 6.1 | Drive motor rating S2 60 min | | kW | 5.4X2 |
| | 6.2 | Lift motor rating at S3 15% | | kW | 11 |
| | 6.4 | Battery voltage/nominal capacity | | V/Ah | 48V/360Ah |
| | 6.5 | Battery weight | | kg | 250 |
| | Addition data | 8.1 | Type of drive control | | |
| 10.5 | | Steering design | | | Hydraulic |
| 10.7 | | Sound pressure level at the driver's ear | | dB(A) | 79 |
| 15.1 | | Charger output current | | A | 50 |

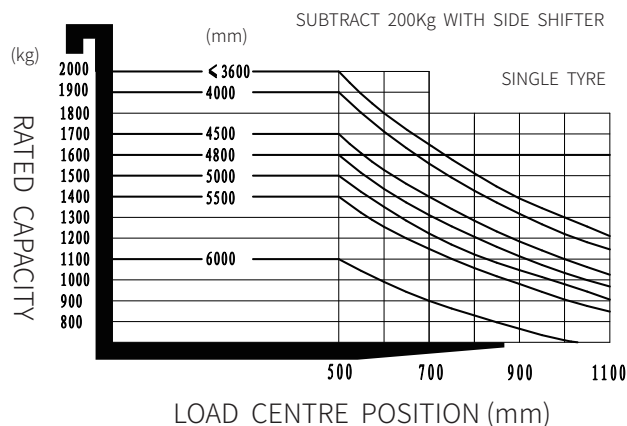
If there are improvements of technical parameters or configurations, no further notice will be given.
The diagram shown may contain non-standard configurations.



Mast Option

| Mast types | Lift height (h3) | Height, Mast | | | Height, Free lift(h2) | |
|-----------------|-----------------------|-----------------------------|---------------------------|---------------|-----------------------|---------------|
| | | Height, mast lowered(h1) | Height, mast extended(h4) | | No shelving | With shelving |
| | | | No shelving | With shelving | | |
| | mm | mm | mm | mm | mm | mm |
| 2-Standard Mast | 3000 | 2075 | 3740 | 4055 | 100 | 100 |
| | 3600 | 2375 | 4340 | 4655 | 100 | 100 |
| | 4000 | 2455 | 4740 | 5055 | 100 | 100 |
| 3-Free Mast | 4500 | 2140 | 5240 | 5555 | 1430 | 1115 |
| | 4800 | 2240 | 5540 | 5855 | 1530 | 1215 |
| | 5000 | 2305 | 5740 | 6055 | 1595 | 1280 |
| | 5500 | 2475 | 6240 | 6555 | 1765 | 1450 |
| | 6000 | 2690 | 6740 | 7055 | 1980 | 1665 |

RATED CAPACITIES AND LOAD CENTERS GRAPH



Option

| No. | Optional items | TDL201 |
|------|--------------------------|---|
| 1.1 | Fork dimension | ●122*40*1070○122*40*920○122*40*1150○122*40*1220 ○122*40*1370○122*40*1500○122*40*1600○122*40*1700 ○122*40*1820○122*40*1900○122*40*2000○122*40*2200 |
| 1.4 | Fork carriage width | ●1040mm ○Yes and can be customized |
| 1.5 | Fork carriage height | ●1067mm (42in) ○1220mm (48in) ○1520mm (60in) ○Yes and can be customized |
| 2.5 | Front wheel material | ●Solid rubber○Non-marking solid |
| 2.6 | Rear wheel material | ●Solid rubber○Non-marking solid |
| 2.7 | Battery capacity | ●360Ah |
| 2.8 | Charger | ●48V-50A Internal ○48V-150A External ○48V-200A External |
| 2.9 | Battery indicator | ●With time |
| 2.10 | Seat type | ●Premium ○Suspension |
| 2.11 | Attachments | ●No○Built-in sidershifter○External shifter○Side shift+fork positioner |
| 2.13 | Traction pin | ●Yes |
| 2.14 | Electrostatic chain | ●Yes |
| 3.5 | Front lamp | ●LED |
| 3.6 | Rear lamp | ●No○LED |
| 3.7 | Warning lamp | ●Yes |
| 3.8 | Steering lamp | ●Yes |
| 3.9 | Blue lamp | ●No○2 front○1 rear○2 front + 1 rear |
| 3.10 | Area warning lamp | ●No○1 left + 1 right (red) |
| 3.11 | Rearview mirror | ●1 rear mirror in the middle○Add 1 rearview mirror on both sides |
| 3.17 | OPS system | ●Yes |
| 3.23 | Telematics | ●No○Yes and not customized |
| 4.5 | Proportional lift system | ●No ○3-way valve ○4-way valve |

Note: ● standard ○ option — NA