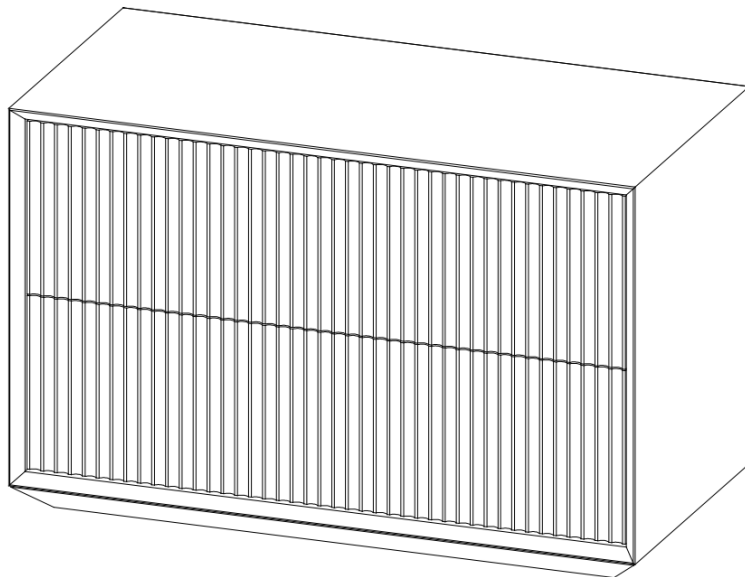


**T C S .**

## **Pillar 2-Drawer Unit**

Designed by Huw Evans

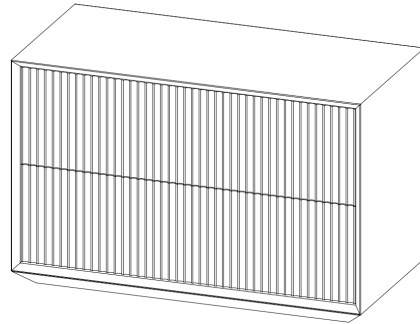
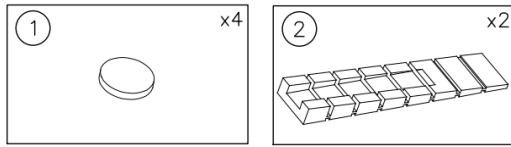


Assembly Instructions/Instructions de montage

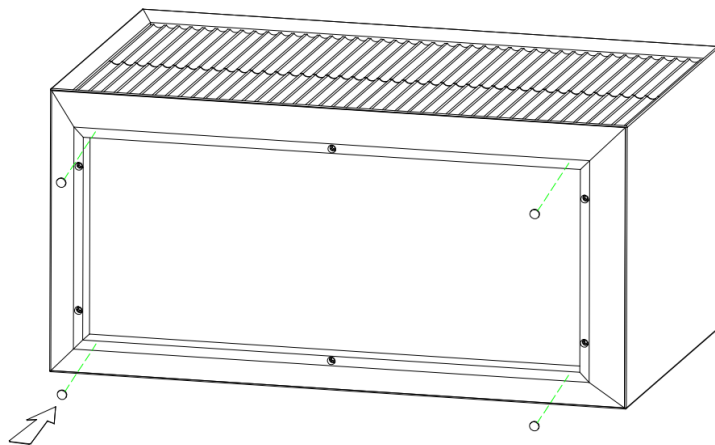
**Please note: the product arrives fully-assembled. These additional steps are entirely optional and dependent on your individual needs.**

## Components:

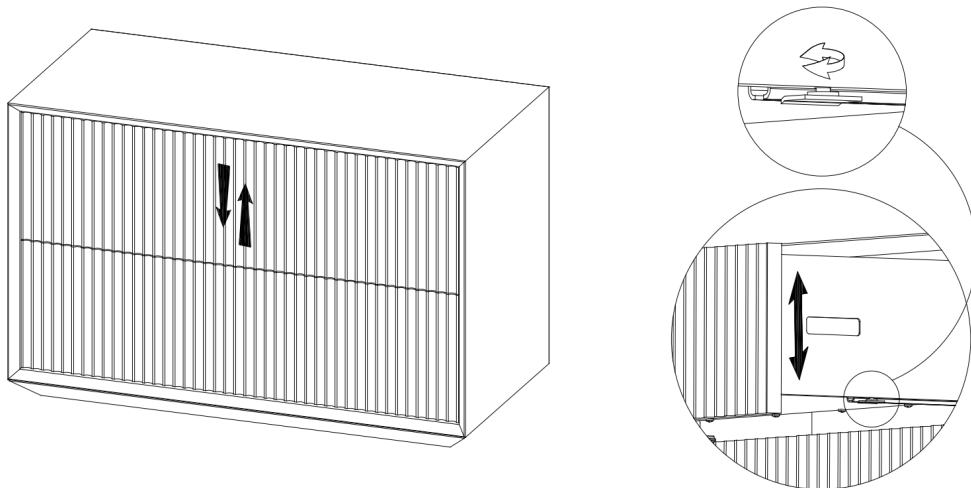
Main Structure	x1
Felt Pads (1)	x4
Plastic Wedges (2)	x2



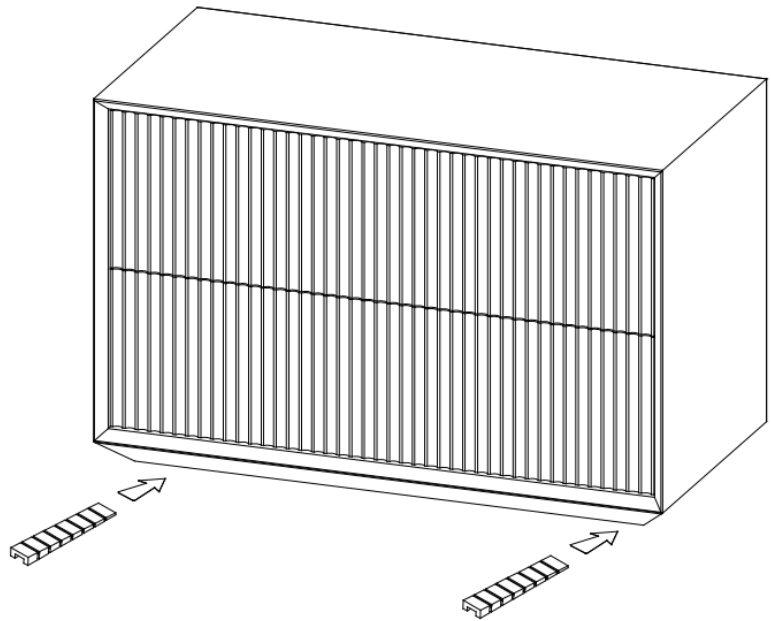
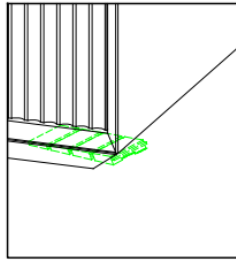
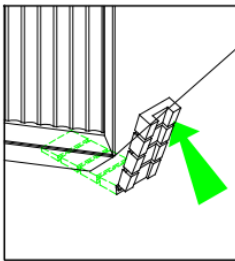
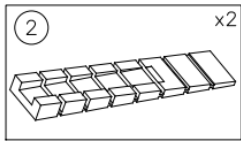
The felt pads (1) are recommended for hard floors. Rotate the main structure with the base perpendicular to floor. Attach the felt pads (1) onto the base of the product plinth.



To adjust the height of the drawers, there is a small wheel on either side which you must rotate to raise or lower the drawer runners.



In the event of uneven or irregular flooring, the plastic wedges (2) can be used to stabilise the product. Insert the plastic wedges (2) underneath the plinth in the area affected, and lift to snap the wedges at the required length.



## Care Instructions

Read these instructions and check pack contents carefully before attempting assembly.

Wipe with a soft, damp cloth. Mix warm water with mild detergent to remove stubborn marks. Do not use any abrasive or corrosive cleaning products.

This product is made in part of solid wood. Do not place it next to radiators or anywhere subject to excessive changes in temperature or moisture content, and avoid putting hot items directly on the wood. Spillages should be wiped away immediately.

Regularly check all fastenings to ensure that they are properly tightened.

## Conseils d'entretien

Lisez ces instructions et vérifiez attentivement le contenu du colis avant d'essayer de l'assembler.

Essuyez avec un chiffon doux et humide. Mélangez l'eau chaude avec un détergent doux pour enlever les marques tenaces. N'utilisez pas de produits nettoyants abrasifs ou corrosifs.

Ce produit est fabriqué en partie en bois massif. Ne le placez pas à côté de radiateurs ou tout autre lieu soumis à des changements excessifs de température ou à une forte humidité, et évitez de placer des objets chauds directement sur le bois. Essuyez/épongez tout débordement immédiatement.

Vérifiez régulièrement toutes les attaches afin de vous assurer qu'elles sont correctement serrées.

[conranshop.com](http://conranshop.com) / [conranshop.fr](http://conranshop.fr)

Contact Details / Nous contacter

United Kingdom  
UK 0344 848 4000  
Non UK +44 116 269 8894  
Email [customerservices@theconranshop.com](mailto:customerservices@theconranshop.com)

France  
PARIS +33 1 42 84 10 01  
Email [info@conranshop.fr](mailto:info@conranshop.fr)