




MVC400 Microsoft Teams Rooms System


Microsoft Teams Rooms System for Small Rooms


Yealink MVC400 is specially designed for small conference rooms. The new generation MVC400 portfolio is the optimum choice for small meeting rooms with easy deployment, which includes new generation high-performance MINI-PC MCore Pro, new generation touch panel MTouch E2, and USB Video Bar UVC40. Yealink new generation MINI-PC MCore Pro combines aesthetics with practicality, has three HDMI ports, and comes with EDID, providing a flexible and reliable deployment solution for conference rooms. UVC40 together with 8 MEMS microphone arrays and 120 diagonal fields of view. UVC40 supports AI technologies such as face recognition, sound localization, and speaker tracking. UVC40 can provide users with a high-quality call experience in full-duplex mode.


- 

Easy
Deployment
- 

Auto Framing
- 

Speaker
Tracking
- 

Electric Lens
Cap
- 

Wireless
Content Sharing
- 

Device
Management



Key Features and Benefits

Native Microsoft Teams-tailored user interface, smooth conference experience

Native Microsoft Teams-tailored user interface offers a one-touch meeting join. Designed with the idea of multi-function all-in-one, the MTouch II touch panel allows you easily perform call control, camera control, content sharing and other functions. At the same time, MTouch II has a built-in Human Motion Sensor that the conference system can automatically wake up, and you can immediately start the conference.

Smart Video Conferencing with AI Technology

The Yealink UVC40 is equipped with AI technology, including Auto Framing and Speaker Tracking. With the 133° diagonal fields of view and auto framing, the UVC40 can recognize the number and position of attendees, framing everyone smoothly in the most appropriate view even in small spaces. The Speaker Tracking technology with a 20MP camera brings a vivid face-to-face meeting in a high-definition visual experience. In addition, with an electric lens cap, the UVC40 camera can automatically turn on and off with its detection function, securing privacy for your MVC400 conference rooms.

Precise Sound Localization, Full-duplex Experience

With Yealink Noise Proof Technology and dereverberation, the UVC40 with built-in 8 MEMS microphone arrays and speaker allows users to enjoy a full-duplex voice experience seamlessly without interruption and talk freely in a comfortable way.

Secure Conference with Electric Lens Cap

The camera’s electric lens cap automatically opens when the video conference starts and remains closed when not having video conferences, securing your conference privacy.

Content sharing in real time

The unique wireless content sharing solution provides participants maximum flexibility, and a one-click content sharing can be simply realized by plugging into the WPP30. A high resolution of 1080P/30 frames provides users with a better content sharing experience. Besides, wired content sharing is also available by connecting to the USB-C or HDMI port.

Simple to deploy, Easy to use

In the Yealink MVC series, the MCore Pro cable management solution integrates data transmission and power supply cables into one CAT5e cable, provides a straightforward solution to complicated cabling, and reduces the deployment time. For the MVC400 room system, easy deployment can be realized by connecting the MTouch E2 and the UVC40 to the MCore mini-PC.

Manage your devices remotely

This solution supports Yealink Device Management Platform/Cloud Service, and you can flawlessly manage, monitor, configure, update and diagnose all Yealink audio and video device peripherals on this platform remotely.

Specifications

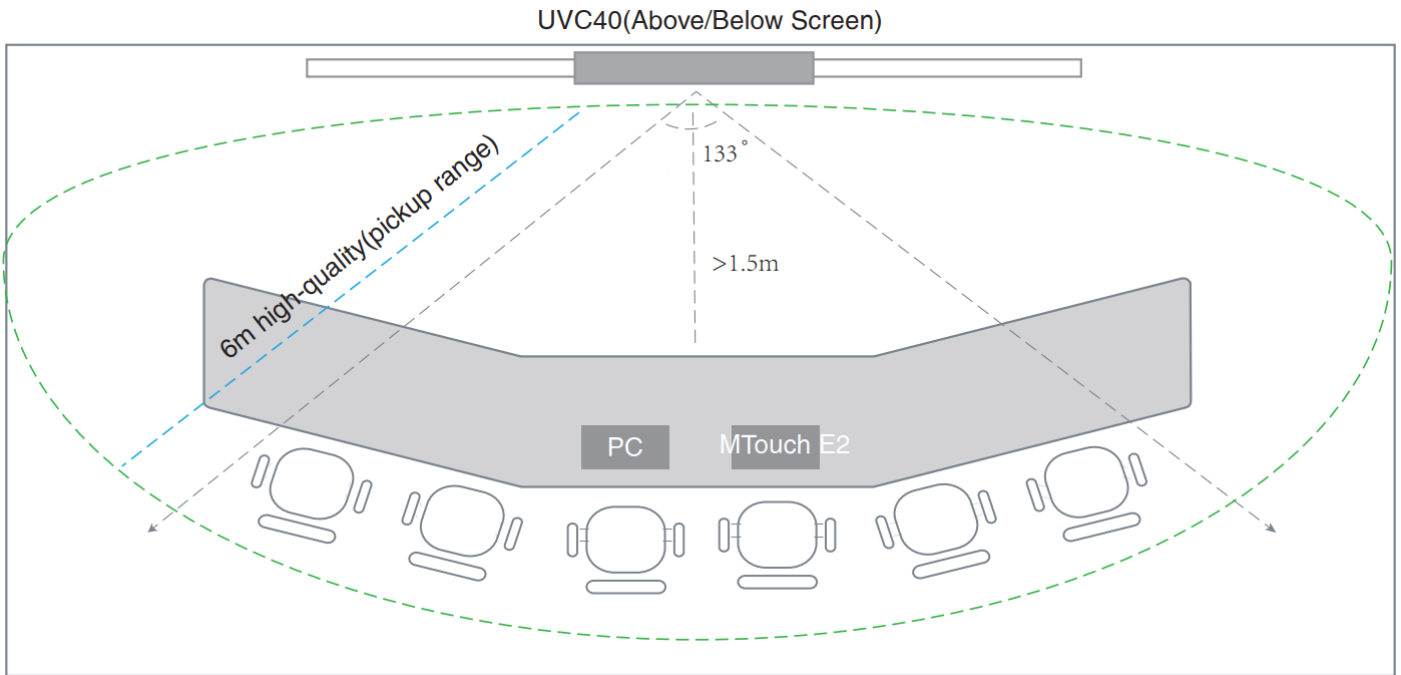
Parameter	Description
Package Content	<ul style="list-style-type: none"> · MCore Pro, Gen-3 Mini-PC · MTouch E2, Gen-3 touch panel · UVC40 All-in-One Video Bar
Preload	<ul style="list-style-type: none"> · Windows 11 IoT Enterprise X64 · Windows 11 IoT Enterprise Lisence · Microsoft Teams Rooms App, support Skype for Business on-premise/online and Teams meetings · Yealink RoomConnect
MCore Pro, Gen-3 Mini-PC	<ul style="list-style-type: none"> · 11th Gen Intel® Core i5 · Memory: 8 GB (2 x 4GB) · Storage: 128 GB SSD · 3x HDMI video output with CEC supported · TPM2.0 · Kernel DMA · EDID · Wi-Fi: IEEE 802.11 a/b/g/n/ac/ax · Bluetooth: BT 5.2 · 1 x Yealink MTouch port (RJ45), connect to MTouch Plus / MTouch E2 · 4 x USB 3.0 Type-A · 1 x 10/100/1000M Ethernet port · 1 x Power port · 1 x Security lock slot, Integrated cable management

<p>MTouch E2 touch panel</p>	<ul style="list-style-type: none"> · 8-inch IPS screen · 1280 x 800 resolution · 10-point capacitive touch screen · 3.5 mm headset jack · Angle adjustable bracket (28° - 50°) · 1080P/30FPS FHD for sharing · Support wired and wireless content sharing · Built-in Wi-Fi AP for Yealink wireless presentation device · HDMI/USB-C HD video input
<p>UVC40 All-in-One Video Bar</p>	<ul style="list-style-type: none"> · 20 MP Camera · 8x e-PTZ Camera · DFOV: 120° · HFOV: 111° · VFOV: 73° · Auto Framing · Speaker Tracking · AI Face Enhancement · Camera Presets · Built-in 8 MEMS microphone array · 7m voice pickup range · Yealink Noise Proof Technology · Beamforming directed voice pickup technology · Full-duplex technology · Echo cancellation technology · 1 x Yealink Microphone port (RJ-45) · 1 x Line-in (3.5 mm) · 1 x USB 3.0 Type-B · 1 x USB 2.0 Type-A · 1 x 2.5 m USB 2.0 cable · 1 x Reset slot · 1 x Power port · 1 x Security lock slot, Integrated cable management
<p>Package Features</p>	<ul style="list-style-type: none"> · N.W/CTN: 6.4 kg · G.W/CTN: 7.6 kg · Carton Meas: 685 mm x 356 mm x 285 mm
<p>Product Dimension (W.D.H)</p>	<ul style="list-style-type: none"> · MTouch E2: 202 mm x 151 mm x 100 mm, N.W/CTN: 1 kg · MCore Pro: 168 mm x 197 mm x 39 mm, N.W/CTN: 1.35 kg · UVC40: 600 mm x 68 mm x 82 mm, N.W/CTN: 2.56 kg

*This feature will be supported in future versions

Meeting Room Deployment Scenarios

The deployment positions of microphones and UVC cameras maybe affect your meeting experience. You can refer to the diagram below to deploy or adjust your conference room.



TIP

- ① Above/Below Screen: Indicates that you can position the UVC40 either above or below the conference room's main screen. When placing it below, ensure that the camera is not obstructed.
- ② 133°: Indicates a horizontal viewing angle of the camera at 133°.
- ③ >1.5m: We suggest a minimum camera-to-person distance of 2.5 meters, which can be adjusted to suit your actual meeting room conditions.
- ④ 6m high quality (pickup range): This indicates the excellent pickup range of the UVC40.
- ⑤ PC and MTouch E2 are recommended deployment locations, but you can adjust them according to your specific requirements.

MVC Kit

Meeting Room Type	Model	Kit Contain
Small Meeting Room	MVC400-C4-000	MCore Pro MTouch E2 UVC40

For more information, please go to the [Yealink official website](#).