

User Manual

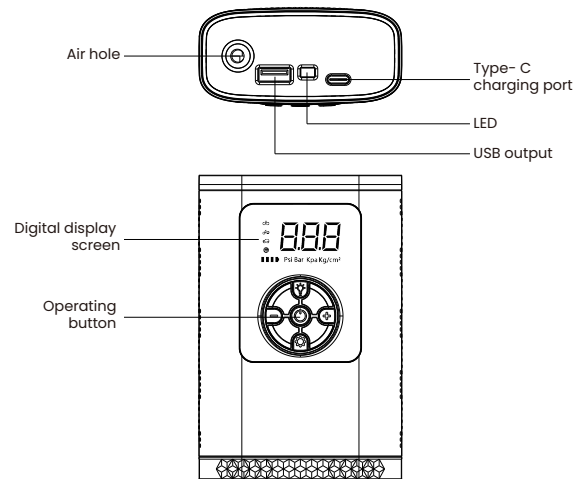
Portable Tire Inflator



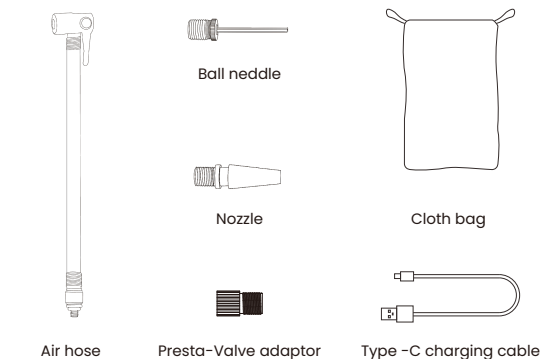
ROKiT

Product introduction

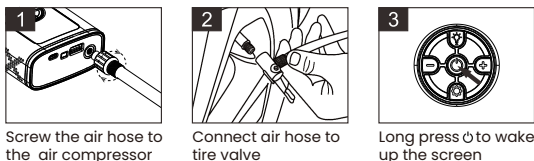
Description



Accessories

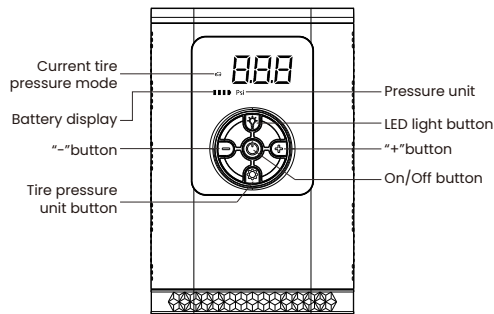


Operation Guide



Pre-set the pressure

Long press " " button to choose the tire pressure unit, Press "+" or "-" button to increase / decrease the tire pressure, after the value stop flashing. Press " " to start inflating. When reach to the target value, it will stop automatically.



Technical Parameters

Product item:	Ti 1
Product name:	Portable Tire Inflator
Input voltage:	DC 5V
Working voltage:	DC 7.4V
Rate of work:	<60W
Battery capacity:	5200mAh/2600mAh*2
The maximum inflation pressure:	150PSI
Charger output:	5V/500MA
Pressure unit:	PSI,BAR,KPA,KG/CM ²
The length of hose:	220mm±10mm
Storage temperature:	-10 °C~70 °C
Product dimension:	125*83*38mm
The weight of product:	410g±20g

Features

- 1.Ideal for inflating car tires, motorcycle tires, sporting equipment, etc.
- 2.Digital display.
- 3.Maximum inflation pressure 150 PSI.
- 4.Digital pressure gauge measures in PSI, BAR,KPA or kg/cm².
- 5.Accurate to ±1 PSI.
- 6.Convenient use in dark night with LED light.
- 7.Pre-set pressure, stop automatically.
- 8.Use as a power bank.
- 9.Mini size, easy to storage.

WARNINGS/CAUTIONS

- 1.You must charge your air compressor fully before the initial use.
- 2.Please do not disassemble or assemble this product.
- 3.Do not place the machine near the heat source, such as car exhaust pipe mouth.
- 4.Normal operation of this product will cause the product to overheat a little , which is normal.
- 5.To make sure the air compressor work well , the continuous inflation time should not be too long. If you need to work for a long time ,please rest intermittently.
6. Do not allow children to connect/disconnect the air compressor to/from power sources.
7. Do not use the air compressor near flammable fluids or gases.
8. If the air compressor is going to be unused for long periods of time, it should be stored in a dry place, inaccessible to children.
- 9.For your own safety, use only the parts and accessories included in this package.
- 10.Use of accessories and other parts that are not mentioned in the instructions may increase.