






RINGS

METHOD 1: MEASURE AN EXISTING RING

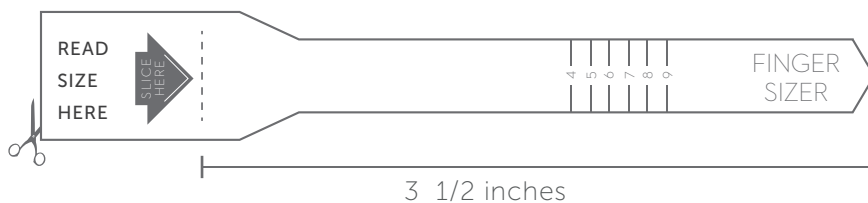
- Print this page on an A4 paper- Place a ring that fits comfortably on one of the chart's circles
- When the circle and inner ring diameter matches, you've found your best ring size!

US/CANADA RING SIZES	4	5	6	7	8
DIAMETER (MM)					
CIRCUMFERENCE (MM)	49	51.5	54	56.5	59
DIAMETER (INCHES)	0.585	0.618	0.650	0.683	0.716
UK/AUSTRALIA/ NEW ZEALAND	H ½	J ½	M	O	Q
GERMANY	15	15 ¾	16 ½	17 ¼	18
FRANCE	-	50 ¼	52 ¾	55 ¼	57 ¾
JAPAN/CHINA	7	9	12	14	16

*Please ensure that you're printing to scale

*Note that we use US/Canada ring sizes

METHOD 2: MEASURE YOUR FINGER



- Measure your finger by wrapping a measuring tape around it
- Alternatively, print this page on an A4 paper and cut out the finger sizer
- Wrap the measuring tape / finger sizer around your finger and tighten until the sizer fits comfortably around your finger

You may verify the accuracy of the measurements with the scales to the right. They are shown in centimeters and in inches.

