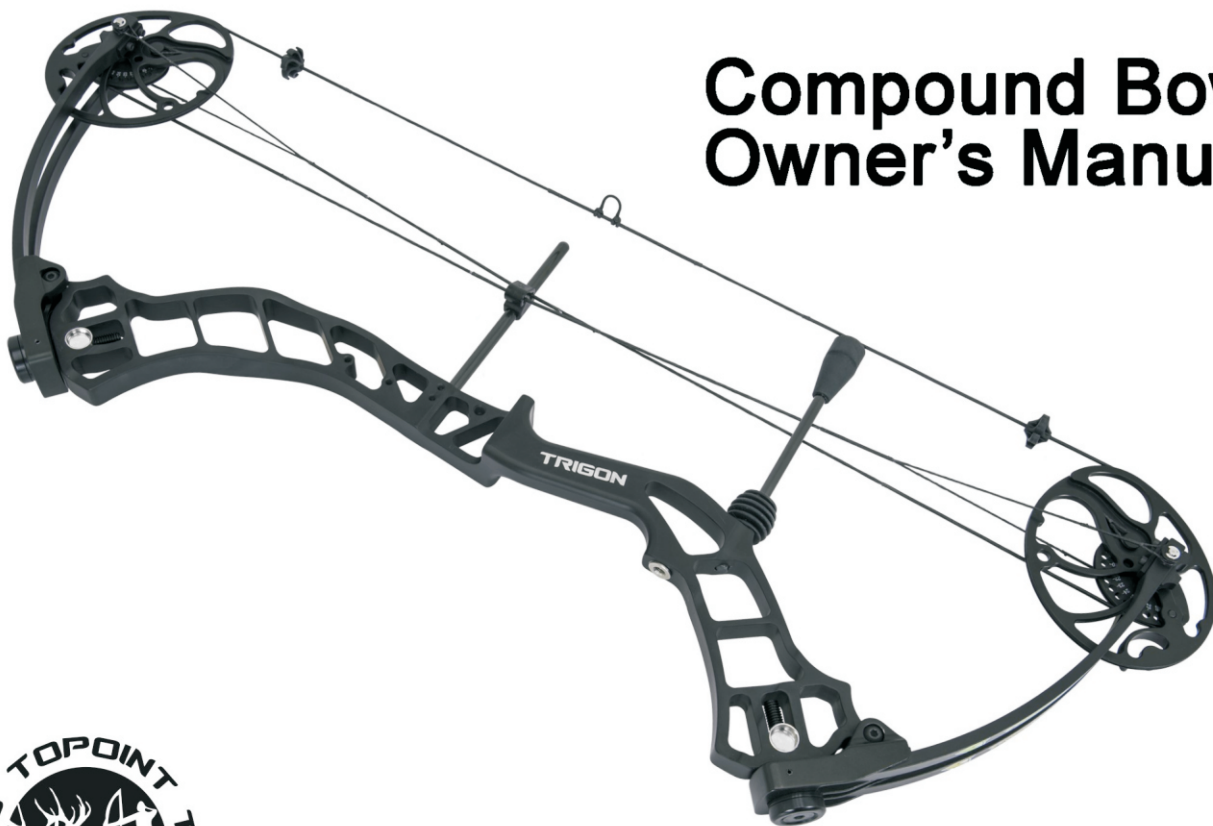


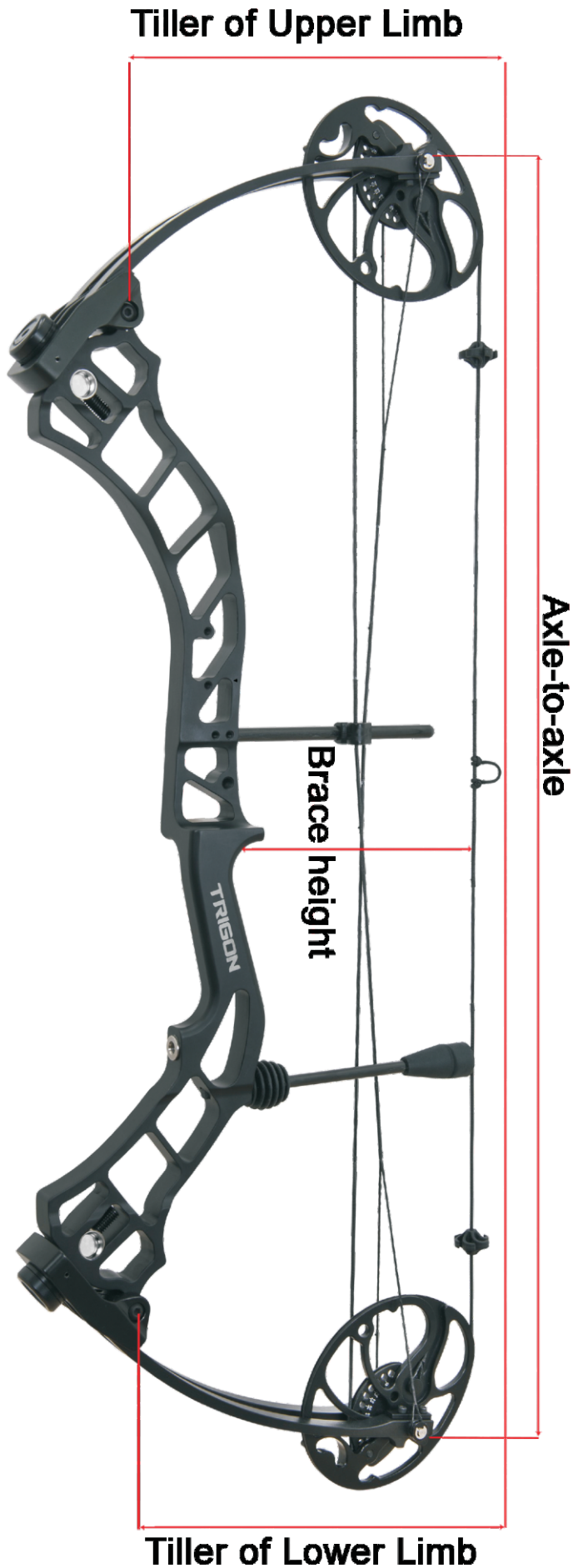
TOPPOINT ARCHERY

A TRIGON

Compound Bow
Owner's Manual



BOW BASICS



Axle to Axle is the length of the bow measured from the center of one cam axle to the other.

Brace height is the distance between the string and the pivot point of the bow grip (deepest position of the bow grip).

Tiller is a measurement of the vertical distance between the limb pocket and string.

TOPPOINT

LIMITED LIFETIME WARRANTY

Your Topoint Trigon bow is warranted to be free of defects in materials and workmanship for the lifetime of the original owner when purchased from an Authorized Retailer. This warranty includes all bow parts, except the string, buss cable, cable glide and cosmetic appearance.

SAFETY FIRST

In order to ensure your personal safety and the safety of those around you, it is necessary for you to read, understand and follow all of the warnings and safety guidelines before you begin using or working on your bow or any other archery equipment used with the bow.

WARNING: This bow is strictly intended for recreational use only.

WARNING: Topoint Archery shall not be liable for injuries suffered or caused by misuse, unsafe or improper arrow and bow combinations or for injuries sustained when using an altered or modified bow or by unconventional use.

WARNING: Never work on or attempt to shoot your bow while on medication or while using drugs or alcohol which may impair your judgment, physical abilities or reflexes. Doing so can result in damage to the bow, serious injury or even death.

WARNING: Your bow is a precision instrument. It requires specific care and handling to maintain and achieve maximum performance. Accordingly, Topoint recommends that all maintenance and repair of your bow be performed by an authorized retailer. Failure to comply with this warning may void your warranty, cause damage to your bow, serious injury or even death. Topoint will not assume any liability if this warning is ignored.

BEFORE SHOOTING YOUR BOW

WARNING: Be sure to take the following actions to carefully inspect the condition of your bow each time before use:

- Inspect the condition of the bowstring and cables
- Inspect the condition of the string servings, nocking point or string loop
- Inspect that the limbs, cams and riser are in proper condition and orientation
- Always keep your bow string and cables waxed
- Inspect the condition of the arrows, nocks, fletching, arrow rest and bow sight

Damaged strings and cables will adversely affect the performance of your bow. This can result in further damage to other bow components and may cause serious injury to yourself and those around you.

Any damaged bow parts or accessories should be reported to your authorized retailer for inspection or replacement.

WARNING: Always exercise extreme caution when handling sharp objects around the bow's string and cables. A string or cable that is cut or frayed should be replaced immediately. A cut string or cable can result in instantaneous separation and may cause serious injury to yourself and those around you.

WARNING: NEVER DRY-FIRE YOUR BOW. To dry-fire means to draw and release the bowstring without an arrow nocked to the string. Dry-firing your bow can drastically reduce its life expectancy and can cause immediate damage to the bow and possibly serious injury to yourself and those around you.

WARNING: Always shoot the recommended minimum arrow weight. Do not shoot an arrow weighing less than five grains(0.33 grams) for every pound of draw weight. For example, if your bow is set at 50lbs do not shoot an arrow weighing less than 250 grains(16 grams). Shooting an arrow below five grains per pound of the bows draw weight can cause damage to your bow and may cause serious injury to yourself and those around you.

Damage caused by shooting an arrow that is too light will not be covered under warranty. Shooting an underweight arrow has an effect similar to that of a dry-fire and may cause serious injury to yourself and those around you. If you are unsure about the arrow compliance to your bow, contact your authorized retailer or the arrow manufacturer.

WARNING: Shoot arrows with a suitable length to prevent the arrow from falling off the rest when drawing your bow. Always follow the inspection recommendations provided by the manufacturer of your arrows. Immediately discard any dented, split, splintered or otherwise damaged arrows.

Replace cracked, damaged or broken nocks.

NEVER SHOOT A DAMAGED ARROW.

Shooting a damaged arrow may cause serious injury to yourself and those around you.

SHOOTING YOUR BOW

WARNING: ALWAYS BE SAFE!

Never shoot an arrow straight up.

Do not draw the bow beyond its specified draw length.

Never draw or attempt to shoot your bow unless you are certain that no part of the bow can come into contact with another object during the shooting process.

Never aim or point a drawn bow at another person or object you do not intend to shoot.

Always use the correct shooting form to avoid arm injury caused by the string.

WARNING: ALWAYS BE SURE OF YOUR TARGET!

Make sure that there are no people, animals, buildings, roads or other objects behind or near your target. Ensure that your backstop is large enough to catch a stray arrow and thick enough so that the arrow will not be able to penetrate completely through it. When shooting with others, never retrieve arrows or allow others to retrieve arrows until all arrows have been shot and the shooting lane is clear.

STORING AND MAINTAINING YOUR BOW

WARNING: Never expose your bow to excessive heat or prolonged moisture. Avoid storing your bow for extended periods of time in places such as in a garage, attic, or in the trunk of a vehicle as this can subject your bow to extreme heat or moisture. Doing so can cause damage to your limbs, strings and other parts of the bow which may not be covered under the manufacturer's warranty.

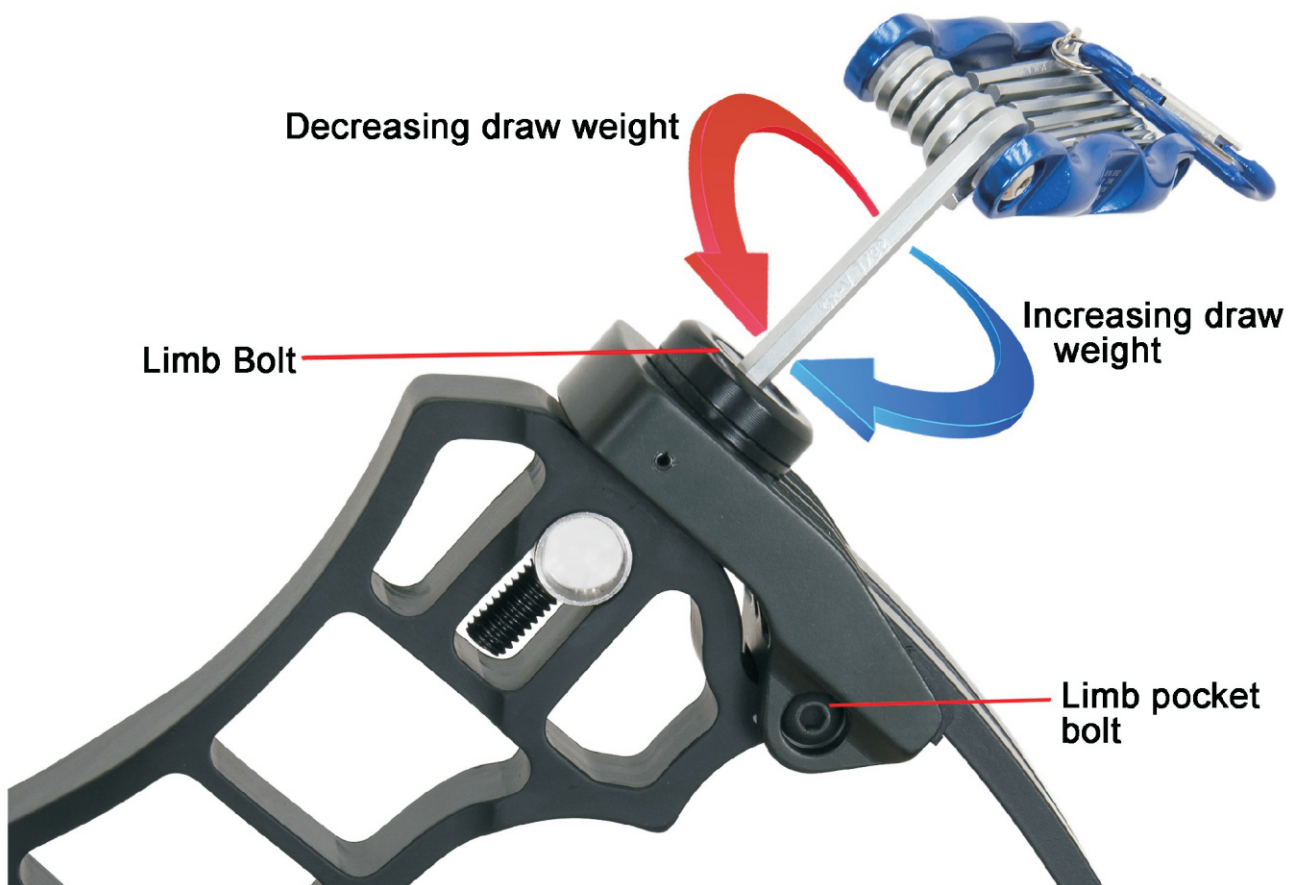
Should your bow become exposed to moisture, make sure it is completely dry before you store it. Make sure to keep your bow(especially the cams)clean and free from dust. If your bow is wet, dry it by using a soft cloth. Do not heat dry.Avoid the use of solvents, sprays or cleaners such as mineral spirits or acetone on or around your bow as these can adversely affect the finish.

Regularly check the condition of screws and bolts, replace once they begin to wear out.

DRAW WEIGHT ADJUSTABILITY

You have the choice of draw weight from 19–70lbs. Draw weight adjustments can be made by turning the limb bolt counter-clockwise using an Allen wrench. It is important to adjust both limb bolts in equal amounts. Do not exceed the recommended turns out from the maximum draw weight.

Maximum opening: 10 complete turns starting from closed position



Topoint Dual cam

The Topoint Trigon is equipped with a dual cam with a large adjustment range for all ages and heights. The draw length adjustability range is from 19"-30" without a bow press. To adjust draw length, remove the draw length screw (green marking) from the module and rotate the draw module to the desired draw length hole (see page 10). Reinsert the draw length screw, snug the screw into position and retighten (do not over tighten). Repeat this process on the second cam making sure both modules are set in the same draw length position.



Upper Cam :



Lower Cam :



TOPOINT ARCHERY



IBO Rate	Up to 320 fps
Physical Weight	3.75lbs
Axle to Axle	31"
Brace Height	7"
Let-off	80%
Draw Weight	19-70lbs, adjustable
Riser	Aluminum CNC Machining
Finish	Anodized / Camo
Draw Length	19"- 30"
Cam	Dual/Adjustable
Bowstrings	BCY
String Length	58.75"
Cable Length	33.938" X 2
Grip	Aluminum

**Thank you for
choosing
a TOPOINT
ARCHERY
compound bow**



NINGBO BEILUN TOPOINT OUTDOOR SPORTS CO.,LTD

地址:宁波北仑大矸街道龙潭山2路66号

ADD: No.66,Longtanshan Road2,Daqi Town,Beilun District,
Ningbo 315806,Zhejiang,China

Tel:+86-574-86881809 Fax:+86-574-86109225