

TOPOINT M2 ARCHERY



www.china-topoint.com



NINGBO BEILUN TOPOINT OUTDOOR SPORTS CO.,LTD

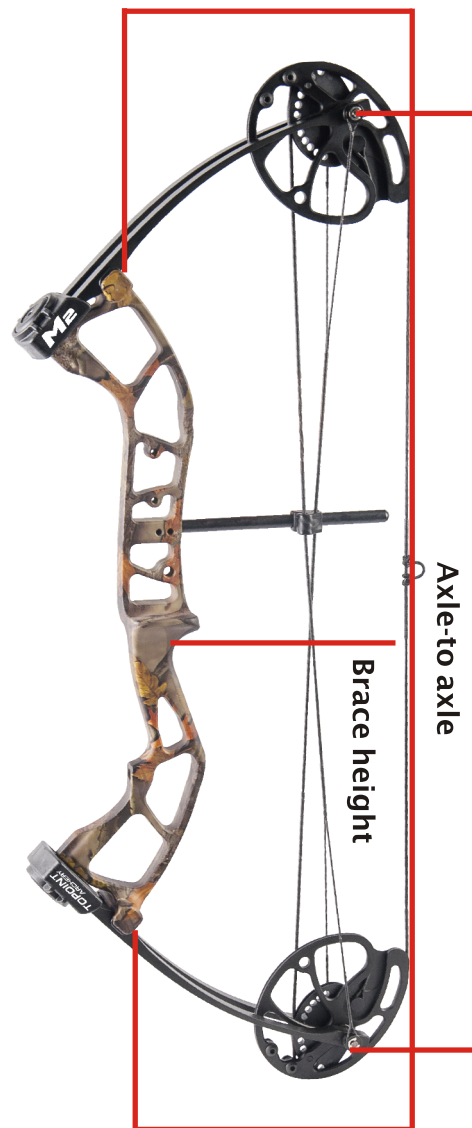
ADD: No.66,Longtanshan Road 2,Daqi Town,Beilun District,
Ningbo 315806,Zhejiang,China

Tel: +86-574-86881809 Fax: +86-574-86109225

Compound Bow Owner's Manual

Please Read This Owners Manual Thoroughly For Usage Instructions And Safety Guidelines

Tiller of Upper Limb



Tiller of Lower Limb

BOW BASICS

Axle to Axle is the length of the bow measured from the center of one cam axle to the other.

Brace height is the distance between the string and the pivot point of the bow grip (dee pest position of the bow grip).

Tiller is a measurement of the vertical distance between the limb pocket and string.

Before Using This Equipment, Please Abide By All Of The Following Safety Guidelines And Warnings. Consult Your Authorized Topoint Archery Retailer With Questions.

To Insure Your Personal Safety And The Safety Of Those Around You, It Is Necessary That You Read, Understand And Follow All Warnings And Safety Precautions Prior To Using Or Working On Your Bow Or Any Archery Equipment Used With The Bow.

Warning

1. This Bow Is Intended Strictly For Recreational Use Only, The Warnings That Follow Are Specifically Directed To The Use Of The Bow;
2. Always Inspect All Accessories And Components Before Use The Bow. Carefully Inspect the Condition Of The Bowstring, Cables, String Servings, Nocking Point Or String Loop. Carefully Inspect That The Limbs, Cams And Riser Are In Proper Condition And Orientation. Always Keep Your Bow String And Cables Waxed. Damaged parts Or not Installed In place May Inflict Serious Injury To Yourself And Those Around You;
3. Make Sure That There Are No People, Livestock, Buildings, Roads Or Other Objects Behind Or Near Your Target, Be Sure That Your Backstop Is Large Enough To Catch A Stray Arrow And That Is Thick Enough That The Arrow Can Not Completely Penetrate Through It;
4. Topoint Archery Incorporated Shall Not Be Liable For Injuries Suffered Or Caused By Misuse, Unsafe Or Improper Arrow And Bow Combinations Or For Injuries Sustained When Using An Altered Or Modified Bow Or By Un-conventional Use;
5. Never Work On, Or Attempt To Shoot Your Topoint Archery Bow While On Medication Or Under The Influence Or While Consuming Drugs Or Alcohol, That May Impair Your Judgment, Physical Abilities, Or Reflexes, Doing So Can Result In Damage To The Bow, Inflict Serious Injury Or Even Death.
6. Always Shoot The Recommended Minimum Arrow Weight. Do Not Shoot An Arrow Weighing Less Than Five Grains For Every Pound Of Draw Weight. For Example, If Your Bow Is set At 70lbs, Do Not Shoot An Arrow Weighing Less Than 350 Grains. Shooting An Arrow Below Five Grains Perpound Of The Bows Draw Weight Can Cause Damage To Your Bow And May Inflict Serious Injury To Yourself And Those Around You.
7. Do Not Draw The Bow Beyond Its Specified Draw Length and Never Shoot A Damaged Arrow, Shooting A Damaged Arrow May Inflict Serious Injury To Yourself and Those Around You.
8. Never Dry-Fire Your Bow. Dry-Firing Is When The Bowstring Is Equipped With Broadheads Around The Bow's String And Cables. If a String Or Cable Is cut or frayed It Should Be Replaced Immediately, A Cut String Or Cable Can Result In Instantaneous Separation And May Inflict Serious Injury To Yourself and Those Around You.

TOPOINT M2 ARCHERY



TOPOINT M2			
IBO Rate	Up to 290 fps	IBO 箭速	Up to 290 fps
Physical Weight	2.54 lbs.	净 重	2.54 lbs.
Axle to Axle	25"	轮 距	25"
Brace Height	6.8"	弓档高度	6.8"
Let-off	75%	省力比	75%
Draw Weight	10-40 lbs,adjustable	拉 力	10-40 lbs,连续可调
Riser	Aluminum	弓 把	铝合金
Bow Limbs	Gordon Composites	弓 片	美国进口戈登弓片
Finish	Powder-coated/ Camo	表面处理	喷塑/迷彩水转印
Draw Length	17 - 27",without Bow press	拉 距	17 - 27",免开弓器
Cam	Dual/Adjustable	凸 轮	双凸轮,7075-T6数控机加工
String Length	49.13"	主弦长度	49.13"
Cable Length	27.95" X 2	副弦长度	27.95" X 2
Grip	Aluminum	握 把	铝合金,与弓把一体

DRAW WEIGHT ADJUSTABILITY

You have the choice of draw weight from 10-40lbs. Draw weight adjustments can be made by turning the limb bolt counter-clockwise using an Allen wrench. It is important to adjust both limb bolts in equal amounts.

Do not exceed the recommended turns out from the maximum draw weight.

Maximum opening: 7 complete turns starting from closed position



Dual cam

The TOPOINT M2 is equipped with a dual cam with a large adjustment range for all ages and heights. The draw length adjustability range is from 17"-27" without a bow press.


To adjust draw length, remove the draw length screw from the module and rotate the draw module to the desired draw length hole. Reinsert the draw length screw, snug the screw into position and retighten (do not over tighten). Repeat this process on the second cam making sure both modules are set in the same draw length position.



M2 (Maximum turns=7)

Lable	A	B	C	D	E	F	G	H	I	J	K	L
DrawLength	17"	18"	19"	20"	21"	22"	22.5"	23.5"	24.5"	25"	26"	27"

Upper Cam :



Lower Cam :




How to fix the accessories?



Use the wrench install the screw like picture 1 fix the arrow rest on the riser



Like picture 2 screw off can adjust the arrow rest to left /right



Soft remind : The screws should be fix in the middle line holes like picture 3



Use the wrench install the bow sight on the riser like picture 4




Like picture 5 screw off can adjust the bow sight to left / right




Like picture 6 screw off can adjust the bow sight up/down



Like picture 7 screw off can adjust the pins up/down



Install the stabilizer together with sling on the bow like picture 8&9



Storing And Maintaining Your Bow

Your Topoint Archery Bow Is A Precision Instrument That Requires Specific Tools And Expertise. Accordingly, Topoint Archery Recommends That All Maintenance And Repair Of Your Topoint Archery Bow Be Performed By An Authorized Topoint Archery Retailer. Failure To Comply With This Warning May Cause Damage To Your Bow And May Inflict Serious Injury Or Even Death And May Void Your Warranty. Topoint Archery Shall Not Be Held Liable If This Warning Is Ignored.

NOTE: Always Keep Your Bow String And Cables Waxed;

NOTE: Never Expose Your Bow To Extreme Heat Or Prolonged Moisture. Avoid Storing Your Bow For Extended Periods Of Time In Areas Subject To Extreme Heat, Such As The Trunk Of A Vehicle Or In A Garage. Damage To Your Limbs, Strings, And Other Parts Of The Bow Caused By Extreme Heat, May Not Be Covered Under The Manufacturer's Lifetime Warranty;

NOTE: If Your Bow Becomes Exposed To Moisture, Be Sure IT Is Completely Dry Before Storing It. Do Not Use Solvents, Sprays Or Cleaners Such As Acetone Or Mineral Spirits, On Or Around Your Bow, As They May Adversely Affect The Finish. Rather, Use A Damp Cloth To Clean.

Topoint Archery Lifetime Warranty

LIMITED LIFETIME WARRANTY: Your Topoint Archery Bow Is Warranty Against Defects In Materials And Workmanship To The Original Registered Owner When Purchased At An Authorized Retailer, For The Life Of The Original Owner.

This Includes All Bow Parts Except The String And Cosmetic Appearance(chips,dings,scratches) caused By Normal Use And Wear. All Warranty Claims Are Processed Through An Authorized Topoint Retailer. Your Authorized Topoint Archery Retailer Will Contact A Topoint Archery Warranty Technician On Your Behalf, Any And All Warranties, Written Or Implied, Are Void With Any Alterations To The Bow Including Cosmetic Refinishing.

LIMITATION OF LIABILITY: Topoint Archery, shall Not Be Liable for Any Special Or Consequential Damages That Result From The Performance And Use Of The Products, Even If Topoint Manufacturing, Inc,Has Been Advised Of The Possibility Of Such Damages, Applicable Law May Not Allow The Limitations, Of Exclusion Of Liability Or Incidental Or Consequential Damages, So The Above Limitation Or Exclusion May Not Apply To You.

NOTE:

Topoint Archery Reserves The Right To Make Substitutions On Warranty Coverage For Any Reason, Including But Not Limited To Available Parts And/OR Camo Patten Authorized Topoint Archery Retailers May Charge For Warranty Work Perfomed. Limited Lifetime Warranty To The Original Owner.

请仔细阅读操作手册上的使用说明和安全防范措施

在使用弓之前，请遵守以下安全指导方针和警告，有任何疑问，请咨询顶点户外授权经销商。为了确保您个人的安全还有您周围的人的人身安全，请仔细阅读并理解和遵守所有的警告和安全防护措施，然后您才可以安全的使用您的弓。

警告：

1. 此弓的使用场合，限制在射箭馆，射箭体育比赛场上，强身健体为目标；
2. 使用弓前，一定要仔细检查所有零件，是否有破损，是否安装到位，保证主弦和副弦没有伤痕或者断裂，仔细检查弓弦上的D绳，铜扣，保证没有损坏，仔细检查弓片，凸轮和弓把，保证没有损坏，受损的零件会导致箭支射出的瞬间，可能严重伤害到自己 and 周围的人；
3. 严禁瞄准人和你不想瞄准的目标，确保没有人，动物，建筑物，道路或者其它正在接近你的目标的物体，确保目标有足够的厚度，不会被射穿；
4. 由于非正常使用，弓，箭配合不合理，过轻或者过短的箭支，受伤的弓，破损的箭支，或者改装弓，造成的损失，顶点户外一概不负责；
5. 严禁在吃过药物，喝酒，吸食毒品等神志不清的情况下使用此弓，因判断力和反应下降，造成本人或周围人的伤害，顶点户外一概不责任；
6. 射箭中使用的箭必须不低于授权经销商推荐的箭支重量，严禁使用低于5格林/磅重量的箭支，比方说，你使用的弓的拉力为70磅，请使用不低于350格林的箭支，如果箭支重量不足，会造成弓的损坏，严重的情况下，可能严重伤害到自己 and 周围的人，也不符合弓的保修政策；
7. 每次射箭之前，必须检查你使用的箭支，箭尾，箭羽，箭头，是否有破损或裂开，严禁使用破损，裂开的箭支，严重的情况下，可能严重伤害到自己 and 周围的人；
8. 拉弓的距离严禁超过弓的标注拉距，严重的情况下，会造成弓的损坏，可能严重伤害到自己 and 周围的人；
9. 严禁空放，严禁在没有搭箭的情况下拉弓发射，会造成弓的损坏，严重的情况下可能严重伤害到自己 and 周围的人；

拉力调节

拉力的调节，使用3/16"六角扳手转动锁紧弓片的螺丝，必须保证两头螺丝转动的圈数一致，顺时针转动，增大拉力，逆时针转动，减小拉力，每转动一圈，相当于增加或减小大约3磅拉力，最多能调松7圈。



拉距调节


顶点M2复合弓凸轮系统拥有良好的性能和可调性。拉距调节范围为17" - 27"，拉力调节范围为10-40lbs。调节拉距时，请使用对边距1/8"的内六角扳手，拧出凸轮上固定拉距模块的螺丝，转动拉距模块。根据下表对应字母标注的数值选择适合自己的拉距。然后用扳手重新固定模块，注意螺丝不能拧得过紧，另外一端的拉距模块也要调到相同的拉距。



M2 (建议最大圈数=7圈)

孔位	A	B	C	D	E	F	G	H	I	J	K	L
拉距(英寸)	17"	18"	19"	20"	21"	22"	22.5"	23.5"	24.5"	25"	26"	27"

上凸轮:



下凸轮:




配件安装



将箭台按照如图1所示, 利用箭台固定螺丝, 安装到弓把上。



如图2所示, 螺丝拧松后可调节箭台的位置。



如图3所示接下来开始安装瞄镜, 首先将瞄镜上面两个螺丝取下。



用瞄准镜固定螺丝将瞄固定到弓把上(注意: 螺丝是拧在瞄准镜中间那排螺丝孔, 如图4所示)




如图5所示, 螺丝拧松后可调节瞄准镜的左右位置。




如图6所示, 螺丝拧松后可调节瞄准镜的上下位置。



如图7所示, 螺丝拧松后可调节对应瞄点的上下位置。



如图8所示将腕绳上面的孔与弓把上安装孔重叠。



减震安装到弓把上旋紧, 以防脱落。

弓的维护和保养

顶点户外生产的复合弓结构复杂, 维修和拆装都需要专业的工具, 因此建议所有的维修都通过你购买的授权经销商, 如果私自拆卸或者改装造成弓的损坏和人身的伤害, 顶点户外公司概不负责。

注意:

1. 经常为主弦和副弦上蜡;
2. 不要把弓长期保存在极端高温或者潮湿的地方, 如车辆的后备箱或者车库, 这样会造成复合弓弓片, 各种减震和其它零件的损坏, 会影响弓的使用寿命;
3. 如果弓用湿布清洁后, 请保证弓在晾干后再保存, 禁止使用各种清洁剂, 会跟弓的表面发生化学反应, 造成表面的破坏。

顶点户外保修条款

保修条款适用于顶点户外官方授权经销商出售的一手弓(须提供交易订单)。

一、免费保修:

- 1、因产品零配件不合格引起的不能正常使用的产品, 免费保修;
- 2、弓把, 凸轮终身免费保修;
- 3、产品外观, 易损件及包装不在保修范围;
- 4、人为损坏的部件不在保修范围之内。

二、收费维修:

- 1、因客户非正常使用引起的配件缺少;
- 2、因客户非正常使用引起的外观磨损;
- 3、因客户非正常使用引起的配件损坏(含易耗件);
- 4、因以上原因导致的包装物的更换;
- 5、因以上原因产生的往来运输费用。

售后热线: 0574-86881809

售后地址: 宁波北仑大碇街道龙潭山二路66号