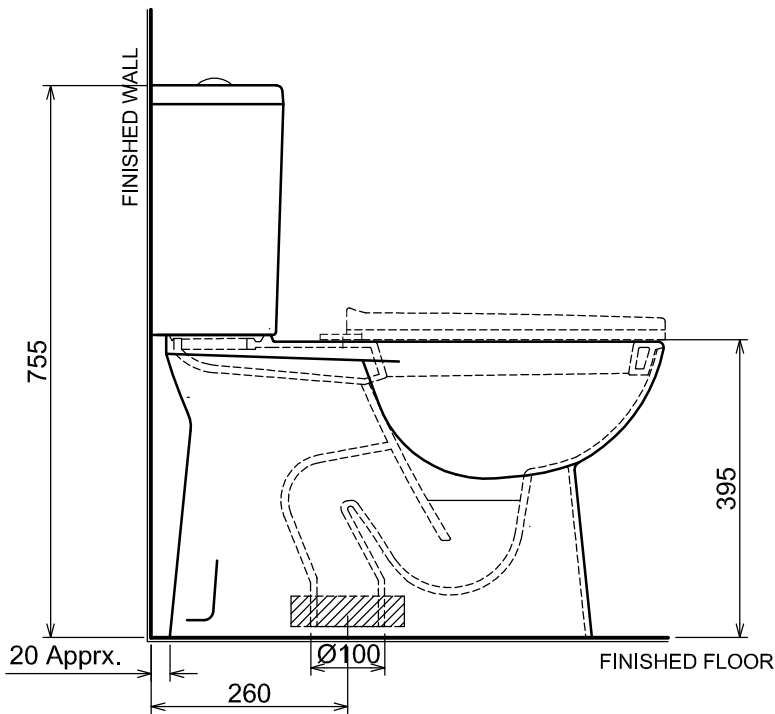
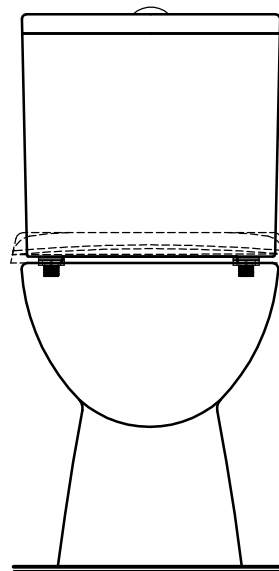


PLAN / TOP ELEVATION



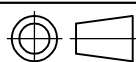
SIDE ELEVATION



FRONT ELEVATION

NO	ACCESSORIES	CODE
1	Seat & Cover	USCN251HSWT
2	SS Fixing Bolts	UYU1300
3	Outlet Connector	UCON01
4	Internal Fitting (4/3 L)	SLC3005DNDFB4_3LWS
5	Internal Fitting (4/3L)	SLC3005DNDFB4_3LRT
6	Internal Fitting (3.5/2.5 L)	SLC3005DNDFB35_25LRT
7	Flexible Hose 12"	UYU1272
8	Angle Valve	CAV85TBC

UNLESS NOTED OTHERWISE ALL DIMENSION IN mm.
TOLERANCE : $\geq 75 \text{ mm} : \pm 2 \%$
 $< 75 \text{ mm} : \pm 5 \%$



DRAFTING STANDARD
BS 308

DRAWN HASLAM

CHECKED GC CHUA

APPROVED

Clay Industries Sdn Bhd

INFORMATION CONTAINED IN CISB TECHNICAL DOCUMENT IS CONFIDENTIAL & REMAIN THE PROPERTY OF CLAY INDUSTRIES SDN BHD - VITREOUS CHINA DIVISION.

DRAWING TITLE :

WC 4540 S cw LC 3005 N

DRAWING No. :

TPD - WC / 19 - 03

REV No. :

0

SIZE :

A4

REV	DESCRIPTION	DATE	ESTABLISH DATE
1			16 - Mar - 19

SCALE : 1 : 10

SHEET : 1 Of 1