



SAVE TIME WITH MANY MODELS THAT ARE SHIPPED FULLY OR MOSTLY ASSEMBLED

PRODUCTS ARE IN STOCK AND LOCALLY AVAILABLE FOR QUICK DELIVERY.



Model No. CM Series



Model No. BFEZ168 Series



Model No. S0420



TABLE OF CONTENTS



PAGE 6



PAGE 7




TRAP PRIMERS AND DISTRIBUTION UNITS

PAGE 10



PAGE 12



ACORN
TERRAZZO

PAGE 8



PAGE 9



PAGE 14

**KWIK SHIP® BRANDS
PRODUCT LINES**

THE KWIK SHIP® BRANDS ADVANTAGE



1

SAVE VALUABLE TIME WITH
MORE MODELS SHIPPED
FULLY OR PARTIALLY
ASSEMBLED



2

PRODUCTS ARE
IN STOCK AND LOCALLY
AVAILABLE FOR QUICK
DELIVERY



3

INNOVATIVE AND RELIABLE
DESIGNS AT AN AFFORDABLE
PRICE POINT

INTRODUCING KWIK SHIP® BRANDS!

READY-TO-SHIP PRODUCTS THAT INTEGRATE SEAMLESSLY WITH EACH OTHER



Kwik Ship Brands are a new way to order products. These standardized items are stocked locally, replenished weekly, and available for quick delivery, ensuring you get what you need with minimal delay.

THE GOLDEN TRIANGLE





Why Safety® Emergency Eye Face Wash and Showers?



1. Innovative, quality Stainless Steel design at an affordable price point.
2. Complete product offering to fit the needs of **commercial, healthcare, industrial, pharmaceutical, and mining markets.**
3. Material stocked locally.
4. Weekly stock truck from factory.
5. High-visibility yellow powder coating and yellow ABS plastic is standard
6. Select models ship fully assembled.



WALL MOUNT EYE FACE WASH
Model No. S0420

This Wall-Mounted Emergency Eye/Face Wash has a plastic bowl, ABS plastic eye/face wash spray heads, an inline strainer and a stay-open 1/2" stainless steel ball valve and stainless steel push handle. Often ordered with an ET71-1-BVS-OTG to meet OSHA's tepid water requirements.



PEDESTAL MOUNT EYE FACE WASH
Model No. S0320

This Pedestal-Mounted Emergency Eye/Face Wash has a plastic bowl, ABS plastic eye/face wash spray heads, an inline strainer and a stay-open 1/2" stainless steel ball valve and stainless steel push handle. Often ordered with an ET71-1-BVS-OTG to meet OSHA's tepid water requirements.



STAINLESS STEEL VERTICAL MOUNT SHOWER WITH 21" PIPE EXTENSION & RECESSED EYE/FACE WASH
Model No. S2160-PE21-RA-PAN

Model S2160-PE21-RA is a barrier-free, recessed activated eye/face wash with ABS plastic eye/face wash spray heads and a vertically mounted emergency shower with a stainless steel showerhead. Eye/face wash swings down over the floor from the recessed cabinet and the water flow is activated automatically. Often ordered with an ET71-1-BVS-OTG to meet OSHA's tepid water requirements.



BARRIER-FREE ALL-STAINLESS STEEL PEDESTAL SHOWER & EYE/FACE WASH
Model No. S2340-AS-BF

Model S2340-AS-BF is a barrier-free, all-stainless steel pedestal mounted combination station with an eye/face wash, featuring a stainless steel bowl, ABS plastic spray heads, an inline strainer and a stay-open 1/2" ball valve with a push handle and a shower with a stainless steel showerhead and a 1" stay-open ball valve with a pull rod.



EMERGENCY SHOWER AND EYE FACE WASH
Model No. S1320

This Emergency Shower and Eye/Face Wash is a pedestal mounted combination station with an eye/face wash, that has a plastic bowl, ABS plastic eye/face wash spray heads, an inline strainer and a stay-open 1/2" stainless steel ball valve with a stainless push handle. The shower has a Plastic or Stainless Steel Showerhead and a 1" stay-open ball valve with a pull rod. Often ordered with an ET71-2-BVS-OTG to meet OSHA's tepid water requirements.



Why Elmdor® Access Panels?



1. Panels are made from Galvannealed, Prime Coated Steel to prevent rusting.
2. Doors have a concealed piano hinge.
3. Local inventory.
4. Weekly stock truck from factory.



DRY WALL
ELMDOR DW SERIES

Dry Wall Access Doors, size verified in field. Access door and frame shall be fabricated from 16 gage, galvanized steel with a white prime coat finish. The door shall have rounded safety corners and a concealed pivoting rod hinge. Frame shall be one piece construction with no miters or welds on the face. Latch shall be screwdriver operated. Finish shall be a white prime coat suitable for painting.



FIRE RATED WALL
ELMDOR FR SERIES

Fire Rated Access Doors, size verified in field. Access door and frame shall be fabricated from 16 gage, galvanized steel with a white prime coat finish. Hinge shall be concealed type. Door shall have a heavy duty spring to provide positive latching when closed and an interior latch release slide enabling door to be opened from the inside. Exterior latch shall be recessed and operated using ring attached to the sliding bolt. Finish shall be a white prime coat suitable for painting. Fire Rated by Underwriters Laboratories Inc., for 1-1/2 hours, "B" Label, ANSI-UL 10B standard, and CAN/ULC S104 for 2 hours in walls. Door has a heavy duty spring closure to assure positive latching when panel closes. **This door is for wall installation only.**



FIRE RATED CEILING & WALL
ELMDOR FRC SERIES


Fire Rated Ceiling Access Doors (specify model number and options). Access door frame shall be fabricated from 16 gage galvanized steel with a white prime coat finish and provided with masonry anchors and bolt holes. Access door panel shall be fabricated from 20 gage, galvanized steel with a white prime coat finish. Door shall be filled with 2" thick, fire rated insulation, and be welded pan type. Access door shall have automatic closure, be self-latching and contain interior latch release. Exterior latching shall be recessed and universal self-latching bolt, operated by either a knurled knob or flush key. Finish shall be a white prime coat suitable for painting. Underwriters Laboratories for 1-1/2 hours, "B" label in walls, Warnock Hersey for 3 hours in ceilings and 2 hours in walls, CAN/ULC S104 for 2 hours in walls.



Why Acorn® Terrazzo Mop Basins?



1. Durability and Longevity of Terrazzo Pre-Cast Concrete
2. Local stock with weekly replenishment available
3. Non-Combustible Material
4. Easy to Clean
5. Competitive Pricing



TERRAZZO CORNER MOP SINK

Model No. TNC24

Precast mop sinks 3" or 2" OUTLET , PAIL HOOK, WALL BRACE, SERVICE STOPS. 3" SS, 2" V, 3/4" HW, 3/4" CW.



24" X 24" X 10" HEIGHT REDUCE HEIGHT TERRAZZO MOP SINK

Model No. TDF24

Precast mop sinks 3" or 2" OUTLET, PAIL HOOK, WALL BRACE, SERVICE STOPS. 3" SS, 2" V, 3/4" HW, 3/4" CW.



Why Chronomite® Electric Water Heaters?

Committed to quality products designed and adapted to work in our ever-changing plumbing market

1. The CM and CMI Series' low-flow activation of 0.2GPM works with all low-flow faucets.
2. Field-Adjustable Temperature switch.
3. CMI Series has built in TMV Heater to meet ASSE 1070 CODE.
4. Preset temperatures for safety applications -- no mixing valve required.
5. Flow switch prevents dry fire.
6. InviZible® accessory option-conceals your heater and disconnect switch in a vandal-resistant, easy access box.
7. Products designed for under sink installs, booster units, emergency showers, mop sinks and complete bathrooms.



POINT OF USE TANKLESS

Model No. CM Series

Chronomite Tankless INSTANT-FLOW CM- ADJ LOW FLOW point-of-use hot water heater (104F to 125F). With Disconnect switch – Check 2095-1 on submittal. Please see link below to specify model needed.



POINT OF USE TANKLESS WITH 1070 TMV

Model No. CMI Series

Chronomite Tankless Compliant Mix CMI- LOW FLOW point-of-use hot water heater with integral 1070/1069 Thermostatic mixing valve. With Disconnect switch – Check 2095-1 on submittal. Please see link below to specify model needed.



LARGE CAPACITY TANKLESS – SINGLE PHASE

Model No. R-L Series

Chronomite R Series Low Flow Chronomite R-L Series Mighty-Mite - Low Activation models are manufactured to provide reliable point-of-use hot water with flow rate from 0.35 GPM to 5.0 GPM (1.3 LPM to 18.9 LPM). There is no pressure and temperature relief valve needed. With disconnect switch - Check 2095-4 on submittal **With Mop Sink Application Check off A-810VR-1.5 on submittal**



LARGE CAPACITY TANKLESS – THREE PHASE

Model No. ER Series

ER_3P Low activation model heaters ER Series With Disconnect switch - Check 2095-4 on submittal With Mop Sink Application Check off A-810VR-2.0 on submittal



LARGE CAPACITY TANKLESS - THREE PHASE EMERGENCY SHOWERS/TEPID WATER UP TO 30GPM

Model No. ERB Series

Chronomite - Boxer - 3 Phase - Low Activation - L9 models are manufactured to provide reliable tepid water with flow rates from 2.6 gpm to 30.0 gpm. There is no pressure and temperature relief valve needed With disconnect switch – Check U on submittal




THE INVIZIBLE® WATER HEATER

Model No. Z Series

Many Chronomite heaters can be specified as InviZible heaters. The InviZible option is a code-compliant, concealed electric tankless solution. The vandal-resistant panel keeps your Chronomite protected and functional. The easy-access panel blends into the wall and offers labor savings with an optional prewired disconnect switch. ADA compliant. Select models available with integral ASSE1070 and 1069 compliant thermostatic mixing valve.



Why Fluid Controls™ Trap Primers and Electronic Trap Primers?



Trap-Defender (Pressure-Drop Activated)

- Operates at an industry leading 3psi. Works well with Low-Flow Fixtures
- Simple design with NO moving parts. Calcification and water quality will not affect the Trap-Defenders performance
- Patented Anti-Oscillation Valve allows Trap-Defender's to self-adjust and operate at low pressure changes

3-Year Warranty

Electronic Trap Primers

- Innovative Electronic Solenoid Trap Primers

- Flush-Mounted or Surface-mounted with option for Access Doors
- Prime up to 36 p-traps



PRESSURE-DROP TRAP PRIMER

Figure No. 2694BS

Pressure-Drop Trap Primer, fully automatic, no adjustment required, activates on 3PSI pressure differential, ASSE1018 Listed and Installed to manufacturer's recommendations. If priming 2-4 traps add Smith 2694DA patented Cloverleaf distribution unit. Provide JR Smith 470-472 Access door or 474 when required UL rating for access.



SURFACE MOUNT SINGULAR ELECTRONIC TRAP PRIMER

Figure No. 273-SW Series

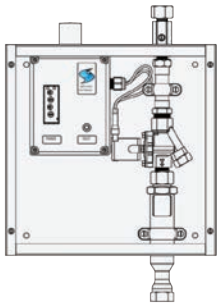
Electronic Trap Primer 24V, 120V, 240V specified voltage, floor drain trap priming device consisting of a solenoid valve, bronze air gap fitting, 3-prong cord, and timer factory set to discharge once every 24 hour period. Add EMS to interface with the facility's energy management system as required. Add -DA to prime 2-4 traps. Installed to manufacturer's recommendations.



SURFACE MOUNT SINGULAR ELECTRONIC TRAP PRIMER

Figure No. 273 Series


Electronic Trap Primer 24V, 120V, 240V specified voltage, surface-mounted floor drain trap priming device consisting of a solenoid valve, bronze air gap, and timer factory set to discharge once every 24 hour period. Add EMS to interface with the facility's energy management system as required. Add -DA to prime 2-4 traps.



SURFACE MOUNT SINGULAR ELECTRONIC TRAP PRIMER

Figure No. 273-B Series

Electronic Trap Primer 24V, 120V, 240V specified voltage, surface-mounted enclosure floor drain trap priming device consisting of a solenoid valve, bronze air gap fitting, and timer factory set to discharge once every 24 hour period. Add EMS to interface with the facility's energy management system as required. Add -DA to prime 2-4 traps. Installed to manufacturer's recommendations.



FLUSH MOUNT (RECESSED) ELECTRONIC TRAP PRIMERS

Figure No. 270FM Series


Electronic Trap Primer 24V, 120V, 240V specified voltage, flush-mounted enclosure floor drain trap priming device consisting of a solenoid valve, vacuum breaker, timer factory set to discharge once every 24 hour period, and a manifold with up to 16 compression discharge ports up to 16. Contractor to field verify ports needed. Add EMS to interface with the facility's energy management system as required. Installed to manufacturer's recommendations.



SURFACE-MOUNTED (SM) ELECTRONIC TRAP PRIMERS

Figure No. 270SM Series

Electronic Trap Primer 24V, 120V, 240V specified voltage, surface-mounted enclosure floor drain trap priming device consisting of a solenoid valve, vacuum breaker, timer factory set to discharge once every 24 hour period, and a manifold with up to 16 compression discharge ports up to 16. Contractor to field verify ports needed. Add EMS to interface with the facility's energy management system as required. Installed to manufacturer's recommendations.



**SURFACE-MOUNTED (SM)
ELECTRONIC TRAP PRIMERS**

Figure No. 271SM Series

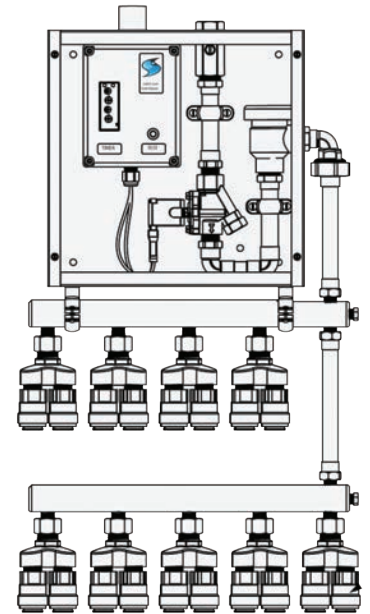
Electronic Trap Primer 24V, 120V, 240V specified voltage, surface-mounted Enclosure floor drain trap priming device consisting of a solenoid valve, vacuum breaker, and timer factory set to discharge once every 24 hour period and a manifold with up to 25 compression discharge ports. Contractor to field verify ports needed. Add EMS to interface with the facility's energy management system as required. Installed to manufacturer's recommendations.



**SURFACE-MOUNT (SM)
WITH PUSH-IN CONNECTIONS (CTS)
ELECTRONIC TRAP PRIMERS**

Figure No. 271SM-CTS Series

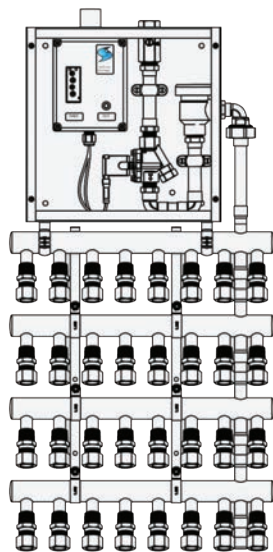
Electronic Trap Primer 24V, 120V, 240V specified voltage, Surface mounted Enclosure floor drain trap priming device consisting of a solenoid valve, Vacuum Breaker, and timer factory set to discharge once every 24 hour period and a manifold with up to 24 push connect discharge ports. Contractor to field verify ports needed. Add EMS to interface with the facility's energy management system as required. Installed to manufacturer's recommendations.



**SURFACE-MOUNT (SM)
WITH PUSH-IN CONNECTIONS (CTS)
ELECTRONIC TRAP PRIMERS**

Figure No. 272SM-CTS Series

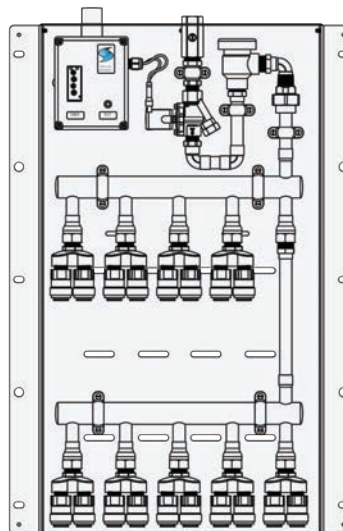
Electronic Trap Primer 24V, 120V, 240V specified voltage, Surfaced mounted Enclosure floor drain trap priming device consisting of a solenoid valve, Vacuum Breaker, and timer factory set to discharge once every 24 hour period and a manifold with up to 36 push connect discharge ports. Contractor to field verify outlets needed. Add EMS to interface with the facility's energy management system as required. Installed to manufacturer's recommendations.



**SURFACE-MOUNTED (SM)
ELECTRONIC TRAP PRIMERS**

Figure No. 272SM Series

Electronic Trap Primer 24V, 120V, 240V specified voltage, Surfaced mounted Enclosure floor drain trap priming device consisting of a solenoid valve, Vacuum Breaker, and timer factory set to discharge once every 24 hour period and a manifold with up to 36 compression discharge ports. Contractor to field verify outlets needed. Add EMS to interface with the facility's energy management system as required. Installed to manufacturer's recommendations.



**FLUSH MOUNT (RECESSED)
WITH PUSH-IN CONNECTIONS (CTS)
ELECTRONIC TRAP PRIMERS**

Model No. 272FM-CTS Series

Electronic Trap Primer 24V, 120V, 240V specified voltage, flush-mounted enclosure floor drain trap priming device consisting of a solenoid valve, Vacuum Breaker, and timer factory set to discharge once every 24 hour period and a manifold with multiple push connect discharge ports up to 36.. Contractor to field verify outlets needed. Add EMS to interface with the facility's energy management system as required. Installed to manufacturer's recommendations.



Why ConTrols®?

Latest Technology built into the Thermostatic Mixing Valve

1. Paraffin thermal actuator is provided standard for repeatable, reliable performance.
2. Can be mounted in any direction without issue.
3. Integral checks and screens prevent backflow conditions and debris from entering the system.
4. Tamper-resistant temperature adjustment.
5. Valves are 100% tested and preset from the factory.
6. All products are low-lead compliant.
7. Available with vandal-resistant ball valves.



Why ConTrols® BASyC® Digital Mixing/Monitoring System?

Latest Technology built into a Mixing Valve.

- » **Power Outage** - The unit continues control temperature, (without batteries) unlike the competition that fails fully cold. Client will still have hot water and no risk of thermal shock.
- » **Non-proprietary electronics** - Easily interfaces & communicates with their building management systems with any protocol they select.
- » **Upgradable** - Electronics can be added to analog/non-digital systems without replumbing or replacing.
- » **Redundant** - BASyC system will maintain temperature control during a valve, actuator and/or sensor failure.
- » **Sanitization** - Offered with safe start features to increase safety and avoiding potential problems.
- » **Scalable** - Controls up to four valves with one digital controller. These can be split into two temperature loops like LTHW & HTHW or LTHW & Tepid water for Emergency fixtures.
- » **Pump Integration** - Can be ordered with or without recirculation pump(s) that BASyC system can control. Also offered with lead/lag and back-up pump control.



Why ConTrols® Pressure Regulating Valve?

Latest Technology built into a Pressure Regulating Valves

- » Reduces pressure from incoming water line to an acceptable level.
- » Used to protect plumbing system components and save water.
- » Capable of handling higher pressures than competitors, eliminating the need to install a row of valves.

POINT OF USE FAUCETS/SHOWERS

MODEL No. STP7069


The Alpha® lavatory tempering valve shall be independent lab certified to ASSE 1069, ASSE 1070 and CSA B125.3 at 0.25 GPM. It shall have a Noryl body and bonnet along with corrosion-resistant internal components. It shall include integral checks with screens to prevent backflow and to filter debris from entering the valve. Temperature adjustment shall be made using an Allen wrench and a locknut prevents unauthorized or accidental temperature adjustment. Valve shall provide 4.5 GPM (17 LPM) capacity at 45 PSI (310 kPa) differential.



BUILDING TMV UP TO 24GPM

Model No. ST7017

The Omega® Thermostatic Mixing Valve shall be independent lab certified per ASSE 1070, ASSE 1017 and CSA B125.3 at 0.25 GPM. It shall have a Lead-Free Brass Body and Bonnet along with corrosion-resistant internal components. It shall include Integral Checks with Screens to prevent backflow and to filter debris from entering the Valve. Temperature adjustment shall be made using an Allen wrench and a Locknut on the Bonnet to prevent unauthorized or accidental temperature adjustment. Valve shall provide 24 GPM (91 LPM) at 45 psi (310 kPa) differential.



EMERGENCY TEMPERING VALVE

Model No. ET71

Valve shall be independent lab certified to ASSE 1071 and CSA standards. The valve shall contain an advanced paraffin sensor with a temperature range of 65 to 95°F and is factory set to 85°F and includes a locknut to prevent unauthorized temperature changes. Checks and screens must be integral to the valve. Optional isolation valves shall be a lockable, full-port, ball valve design. Body material shall be “lead-free” with internal corrosion resistant components. Valve can be ordered with digital controls and shall be model ET71-(1, 2, 3 or 4).



THERMOSTATIC ZONE VALVES

Model No. TZV Series


Balances zones, automatically adjusting zone flow based on temperature (not flow or pressure). No adjustments needed even when seasons change and incoming water temperature changes. Big savings for your client. Gives facilities more flexibility without repiping or reordering.



MULTI-VALVE SUPPLY

IAPMO certified flow rates standard with assembly Model No. SFMMV Series

Thermostatic Master Mixing Valves. The valves and assembly are lead-free and comply with ASSE 1017. These valves are for use without recirculating pumps where the minimum flow is met by few fixtures, or they can be used with recirculating systems where demand varies widely. System shall be capable of being upgraded to digital control without repiping or replacing valves.



LAVATORY TEMPERING VALVE

Model No. ST70-38

The ST70 is a lead-free thermostatic mixing valve for commercial sinks and lavatories. This valve can be used with any type of faucet and can accommodate up to 8 hand washing stations having a 0.5 gallon (1.89 liter) per minute flow rate. The valve is in accordance with ASSE 1070 as certified by IAPMO. ST70-38 has a certified minimum flow rate of 0.25 gallon (0.95 liter) per minute flow rate, a brass body and a 3/8” compression connection.



COMMAND STATION™ WITH MV17 MASTER MIXING VALVE

Model No. CSMV Series

The Command Station is a self-contained tempering and recirculating system. Every system is factory assembled to a welded heavy-duty mounting frame for simplified installation. Controls® Command Stations use MV17 or ET71 valve(s) and reduce the potential for improper piping, missed connections and/or failing to include key system control components. System is also capable of being upgraded to digital control without repiping or replacing valves.



BRASS BODY MASTER MIXING VALVE

Model No. MV17 Series

The MV17 Series is ideal for applications without recirculating pumps where the minimum flow for accurate control can be met by the actual demand of but a few fixtures. It's also ideal for recirculating systems where demand can vary from the pump draw alone (no user demand) up to a very high user usage. From small to large commercial applications, the MV17 series is offered in 5 models/sizes ranging from 15 GPM to 225 GPM.





REFRIGERATED WALL MOUNT BOTTLE FILLER

Model No. BF168

Murdock Model BF168 is a Refrigerated Wall Mount Sensor Operated Bottle Filler that shall deliver a minimum of 8.0 GPH . Product feature a in-wall chiller operating with 120VAC the sensor operates with a 9.0 VDC Plug-In Transformer SEE ARCHITECTURAL PLANS FOR MOUNTING HEIGHT

WHY MURDOCK® DRINKING FOUNTAINS & BOTTLE FILLERS?

Murdock's commitment to quality, along with how we can better serve the industry, helps us to provide the safest and best drinking fountain experience to the public for your indoor and outdoor hydration needs.



1. Coolers are made with coils reducing stagnant water and bacteria.
2. Patented Auto stop easily shuts the water off to allow cartridge cleaning and maintenance.
3. Drop-down filter access allows easy change out in less than two minutes.
4. Competitive lead times and local inventory that can be replenished weekly.
5. Proven track record as the oldest drinking fountain manufacturer in the world - established 1853.



NEW EZ REACH BOTTLE FILLER
Model No. BFEZ168 Series

Chilled Bottle Filler that delivers a minimum of 8.0 GPH (30.3 LPH) of water at 50°F (10°C) cooled from 80°F (26.7°C) inlet water and 90°F (32.2°C) ambient. Unit shall be activated by a front mounted 9 Volt Infrared Sensor. Basin shall be constructed from 304 Stainless Steel polished to a #4 satin finish and have an Integral Drain. Cabinet shall be Stainless Steel with Satin Finish or Textured Grey Finish. SEE ARCHITECTURAL PLANS FOR MOUNTING HEIGHT



SINGLE WATER COOLER WITH BOTTLE FILLER
Model No. A171.8-UG-BF12 Series

BARRIER-FREE, Single WALL MOUNTED ELECTRIC WATER COOLER WITH -BF12 SENSOR OPERATED BOTTLE FILLER. The water cooler operates with 120VAC and the bottle filler operates with a 9.0 VDC Plug-In Transformer. SEE ARCHITECTURAL PLANS FOR MOUNTING HEIGHT



SINGLE WATER COOLER
Model No. A171.8-UG Series

Murdock Model A171.8-UG Series is a single self-contained WALL MOUNTED ELECTRIC WATER COOLER. The water cooler operates with 120VAC SEE ARCHITECTURAL PLANS FOR MOUNTING HEIGHT



BI-LEVEL WATER COOLER WITH BOTTLE FILLER
Model No. A172.8-UG-BF12 Series

Murdock A172.8-UG-BF12 Series BARRIER-FREE, Double WALL MOUNTED ELECTRIC WATER COOLER WITH -BF12 SENSOR OPERATED BOTTLE FILLER. The water cooler operates with 120VAC and the bottle filler operates with a 9.0 VDC Plug-In Transformer. SEE ARCHITECTURAL PLANS FOR MOUNTING HEIGHT



BI-LEVEL WATER COOLER
Model No. A172.8-UG Series

Murdock Model Model A172.8 is a self-contained, Bi-Level Water Cooler. 120VAC SEE ARCHITECTURAL PLANS FOR MOUNTING HEIGHT



OVAL-BOWL BI-LEVEL WATER COOLER WITH BOTTLE FILLER
Model No. A132.8-VR-BF Series

Murdock Model A132.8-VR-BF4 Series BARRIER FREE, BI-LEVEL, WALL MOUNTED WATER COOLER WITH BOTTLE FILLER. The chiller operates with 120VAC the sensor operates with a 9.0 VDC Plug-In Transformer SEE ARCHITECTURAL PLANS FOR MOUNTING HEIGHT

Manufacturing Divisions

WATER CONTROLS



DRAINAGE



FIRE PROTECTION



PLUMBING FIXTURES & ACCESS



MANUFACTURING SUPPORT



Sales & Distribution



UNITED KINGDOM



ELMCO[®] + ASSOC.



SILVER STATE



STEWART



MORRIS/LEE LTD.
CANADA



DUBAI
UNITED ARAB
EMIRATES



MORRIS INDUSTRIES
MEXICO[®]



SWORDS

L1001576