

Downloaded from
The Industrial Shop™

J & J®



BEARING HOUSING & ACCESSORIES

Shop Bearing Accessories & more at
www.theindustrialshop.com



J & J Engineering & Journey

25 years ago it was a revolutionary era in bearings industry & that was the time when a revolutionary company J&J Engineering rooted his feet in bearing industry with the motto of giving quality products to the end users. Being the rich experience with great exposure to the outer world & new techniques too.

J&J Engineering has played a pioneering role in the growth of bearing housings in India. It has established itself as the market and brand leader in the bearing housings industry in India. The results of the vast experience, industry knowledge & efforts in the area of research and development led to a growing number of quality products that have created new standards and new products in the bearing world. They stand for quality and engineering excellence. Their operations in Ahmedabad plant are also in accordance with other internationally accepted processes.

The company has a very strong network in dealer around the country & has built a diverse product portfolio to meet the needs of different consumer segments, ranging from standard series in cast iron to advanced high performance custom designed products in customer specific material requirements.

Customized Product

J&J Engineering being a leading manufacturer & supplier of products it also deal with customized design according to client needs so it would be the only halt for end to end solution. The solutions and services in the area comprising Plummer blocks (bearing housings), bearing accessories & housing sealing solutions. Services include technical support & maintenance services.

Field Expertise

Bulk Material Handling

Sugar Plants

Steel Plants

Textile Machineries

Industrial fans

Heavy Eng. Industries

Cement factories & many more...

Tailor Made Housing

Water cooling jackets-Its quality container filled with water that surrounds a machine to cool it; especially that surrounding the cylinder block of an engine.

Oil mist lubrication-Its Oil mist lubrication systems are becoming increasingly popular in a variety of applications where only limited oil feed supply is required; include bearings of electric motors, pumps and compressors in many oil refineries and petrochemical plants.

RTD probe provision-Probes and probe accessories are carefully designed and manufactured according to strict tolerances and specifications. The J&J E Engineering RTD probe design team uses modern tools to develop, model and engineer tailor-made probe solutions.

Vision

Become the gigantic engineering product manufacture company.

Mission

To provide the latest & quality products in bearing industry.

For our customers

Delivering industry-leading, high value products, services and knowledge-engineered solutions within shortest possible periods at best prices possible.


Quality Policy

Quality is what J&J stands for and the key to their global competitiveness. With the most advanced manufacturing facilities equipped with state-of-the-art automated machines, we guarantee to provide our customers with unparalleled quality product.

Future at J&J Engineering

Seek to provide the most high quality products in the bearing housings industry. Products designs are made for customers benefit. From the most basic features to the most sophisticated designs, the products are designed to give customers substantial value.


J&J Engineering is recognized as the new benchmark for modern bearing housings technology, superior quality and personalized service that has ensured our product and nationwide acclaim in the industry.



Index

No.	Particulars	Pg. No.
1	Technical Specification	7
2	S-Series	11
3	SN-Series	14
4	SNA-Series	22
5	SNH-Series	32
6	JNL-Series	44
7	SD-Series	55
8	SDG-Series	62
9	SDJ-Series	80
10	JNL 3000/ 3100 / 3200 -Series	84
11	SAF-Series	102
12	SDF-Series	108
13	SOFN-Series	110
14	SONL-Series	120
15	LOE-Series	126
16	SBD-Series	130
17	THD-Series	148
18	TVN-Series	152
19	7225 TRIANGLE-Series	155
20	7225 SQUARE-Series	157
21	I-1200 (00) Series	159
22	PDN-Series	160
23	Adapter Sleeves in mm	163
24	Adapter Sleeves in Inch	168
25	Withdrawal Sleeves	170
26	Lock Nuts	175
27	Lock Nuts With Inch Dimension	179
28	Locking Washers mm	181
29	Locking Washers inch	183
30	Hydraulic Nuts	185
31	Inch / Milimetres Conversion Table	187
32	Miscellaneous Data	188

Housings



Equivalent International Standards

Standard		Indian Standard Grade	ISO Code	American A.S. Code	DIN	Tensile Strength	Yield Stress	% Elongation	Hardness (BHN)
Regular	Cast Iron	FG: 200 of IS:210	Grade 200 FC 200	ASTM-A48 Class-30A	DIN 1691 GG 20	200 Mpa	N.A.	N.A.	160-220
Optional (On order)	Cast Iron	FG:260 of IS:210	Grade 260 (FC:260)	ASTM-A48 Class-35A	Din 1691 GG25	260 Mpa	N.A.	N.A.	180-230
		FG:300 of IS:210	Grade 300 (FC:300)	ASTM-A48 Class-	DIN 1691 GG30	300 Mpa	N.A.	N.A.	180-230
Optional (On Order)	S.G.Iron (Ductile Iron)	Gr:500/7 of IS:1865	-	ASTM A536-84 70-50	DIN 1693 GGG:50	500	320	7	160-240
		Gr:400/12 of IS:1865		ASTM A536-84 60-40-18	DIN 1693 GGG:40	400	250	12	130-180
		Gr:450/10 Of IS:1865	-	-	DIN 1693	450	310	10	160-210
		Gr:600/3 of IS:1865	-	-	DIN 1693 GGG:60	600	370	3	190-230
		Gr:700/2 of IS:1865	-	-	ASTM A536-84 100-70-3	DIN1693 GGG:70	700	420	2
Optional (On Order)	Cast Steel	Gr:230-450 of IS:1030	ISO-R/185	ASTM A-27	DIN 1681	450	230	22%	N.A.
		Gr:280-520 Of IS:1030	-	ASTM A-27 70-36	DIN 1681 GS-52.3	520	280	18%	N.A.

Cast Steel Casting Optional Tests

	Optional Non-Destructive Test (On Specific order only)	Acceptance Standards
→	Ultrasonic Testing Inspection (UTI)	IS-9565
→	Magnetic Particle Imaging Test (MPI)	IS-10724
→	Liquid/Dye Penetration Test (DP Test)	IS-11732
→	Radiographic Testing Inspection (RT)	IS-2938

Optional Mechanical Tests

→	Impact Strength-Charpy V-Notch (in Joule)
→	Angle of Bend (Degree)
→	Reduction of Area (%)
	(Optional test shall be carried out on specific order, charging extra cost)

Spheroidal Graphitic Iron (Ductile Iron)

Various Grade of S.G. Iron Castings

	Ultimate Tensile Strength (Mpa)	Minimum 0.2% Proof Stress (Mpa)	Elongation %	Hardness
SG:900/2	900	600	2	280 - 335
SG:800/2	800	480	2	245 - 335
SG:700/2	700	440	2	225 - 305
SG:600/3	600	370	3	190 - 230
SG:500/7	500	320	7	160 - 240
SG:450/10	450	310	10	160 - 210
SG:400/15	400	250	15	130 - 180
SG:400/18	400	250	18	130 - 180
SG:350/22	350	220	22	150

Accessories

Accessories	Symbol	Materials
Hexagonal Bolts	M	Mild Steel AISI-1010/8.8 Gr
Felt Strip	FS	(0.25g/cm ³ Density) Compressed Wool
V-Ring	TA	NBR
V-Ring Seal Kit	TSNA - A	V-Ring NBR, Washer with NBR Lipped Metal (Galvanized M.S.Plate)
Laby Seal	TS/LER	Cast Iron/Aluminium
Double Lip Seal	TSN - G	Polyurethane - Half Rings
Four Lip Seal	TSN-L	Polyurethane -Circular Ring
Locating Rings	FRB	Galvanised M.S.Rings./Alu. Ring
Taconite Seal Kit	ND/NC/TER	Cast Iron /Aluminium
Felt Seal Kit	TSNA - C	Aluminium Body Felt Strip, rubber o' card.
End Cover	ASNA-	C.I./M.S. With NBR Lip
Eye Boly	-	(Forgrd) Steel AISI-1010

J&J Bearing Housings can be supplied with following additional accessories on order
 Drain Plugs, Continuous Lubrication System, Provisions for R.T.D., V.M.S.,
 Automatic Grease Lubricator.

J&J Bearing Housings with water cooling arrangement and water jacket type cooling arrangement can be supplied against order.

Tolerance For Bearing Housing

**Permissible Deviations on
Untoleranced Dimensions of Grey Iron Castings
Class - 3 as per IS : 5519**

Nominal Dimension (Over-Incl)	Up to 30 mm	30 to 180	180 to 500	500 to 800	over 800mm
Deviation (mm)	± 0.6	± 1	± 2	± 3	± 4

Casting Tolerance

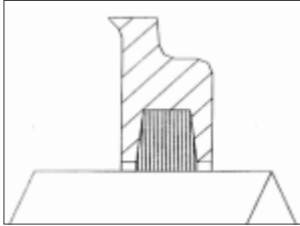
Length (mm)	1-100	100-200	200-400	400-800	800-1600
Tolerance (mm)	± 1.5	± 2.0	± 3.0	± 4.0	± 5.0

Machining Tolerances (Unit : 0.001mm)

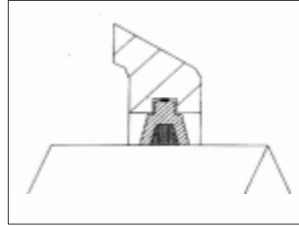
Housing Bore	H7/H8
Bearing Seat Width	H13
Shaft Opening ID for Shaft Seal	H12
Half Center	js11

Nominal Size In mm	Limits of Tolerance (in 0.001 mm)							
	Over-Incl.	H7	H8	js11	H12	h12	H13	h13
10 mm - 18 mm	+ 18 - 0	+ 27 - 0	± 55	+ 180 - 0	+ 0 - 180	+ 270 - 0	+ 0 - 270	+ 24 + 6
18 mm - 30 mm	+ 21 - 0	+ 33 - 0	± 65	+ 210 - 0	+ 0 - 210	+ 330 - 0	+ 0 - 330	+ 28 + 7
30 mm - 50 mm	+ 25 - 0	+ 39 - 0	± 80	+ 250 - 0	+ 0 - 250	+ 390 - 0	- 0 - 390	+ 34 + 9
50 mm - 80 mm	+ 30 - 0	+ 46 - 0	± 95	+ 300 - 0	+ 0 - 300	+ 460 - 0	+ 0 - 460	+ 40 + 10
80 mm - 120 mm	+ 35 - 0	+ 54 - 0	± 110	+ 350 - 0	+ 0 - 350	+ 540 - 0	+ 0 - 540	+ 47 + 12
120 mm - 180 mm	+ 40 - 0	+ 63 - 0	± 125	+ 400 - 0	+ 0 - 400	+ 630 - 0	+ 0 - 630	+ 54 + 14
180 mm - 250 mm	+ 46 - 0	+ 72 - 0	± 145	+ 460 - 0	+ 0 - 460	+ 720 - 0	+ 0 - 720	+ 61 + 15
250 mm - 315 mm	+ 52 - 0	+ 81 - 0	± 160	+ 520 - 0	+ 0 - 520	+ 810 - 0	+ 0 - 810	+ 62 + 17
315 mm- 400 mm	+ 57 - 0	+ 89 - 0	± 180	+ 570 - 0	+ 0 - 570	+ 890 - 0	+ 0 - 890	+ 75 + 18
400 mm - 500 mm	+ 63 - 0	+ 97 - 0	± 200	+ 630 - 0	+ 0 - 630	+ 970 - 0	+ 0 - 970	+ 83 + 20
500 mm - 630 mm	+ 70 - 0	+ 110 - 0	± 220	-	-	-	-	+ 92 + 22
630 mm - 800 mm	+ 80 - 0	+ 125 - 0	± 250	-	-	-	-	+ 104 + 24
800 mm - 1000 mm	+ 90 - 0	+ 140 - 0	± 280	-	-	-	-	+ 116 + 26

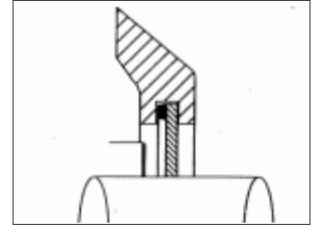
Sealing Arrangements for Plummer Block Housing



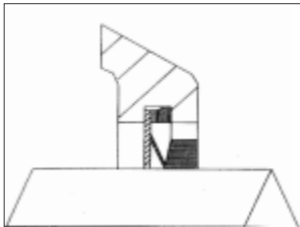
(1)
FS: FELT SEAL
(FOR SN TYPE HOUSING)



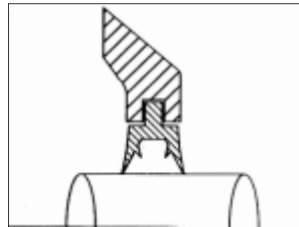
(2)
FS: FELT SEAL
(FOR SNA, SNH, JNL TYPE HOUSING)



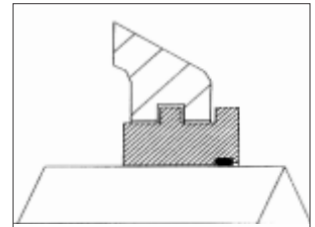
(3)
ENDCOVER
(FOR SNA, SNH, JNL TYPE HOUSING)



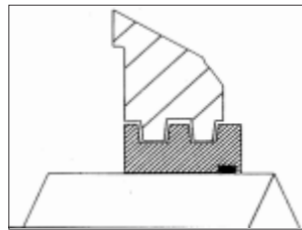
(4)
TA: V-RING SEAL
(FOR SNA, SNH, JNL TYPE HOUSING)



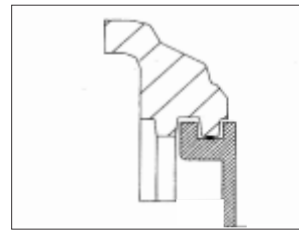
(5)
TG: DOUBLE LIP SEAL
(FOR SNA, SNH, JNL TYPE HOUSING)



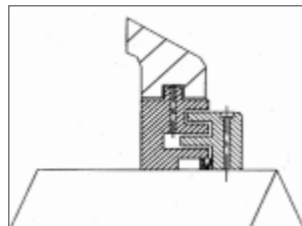
(6)
TS- LABYRINTH SEAL
(FOR SNA, SNH, JNL TYPE HOUSING)



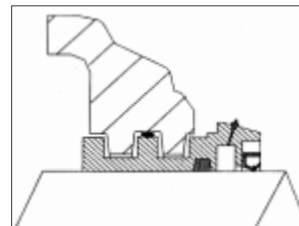
(7)
TS & LER : LABYRINTH
(FOR SD/SAF/SDAF TYPE HOUSING)



(8)
ENDCOVER
(FOR SD, SAFT, SDJ TYPE HOUSING)



(9)
TNC: TACONITE SEAL (AXIAL)
(FOR SNA, SNH, JNL SD TYPE HOUSING)



(10)
TNC: TACONITE SEAL (RADIAL)
(FOR SNL, SD, SAF, SDAF
TYPE HOUSING)

S-Series



Felt Seal

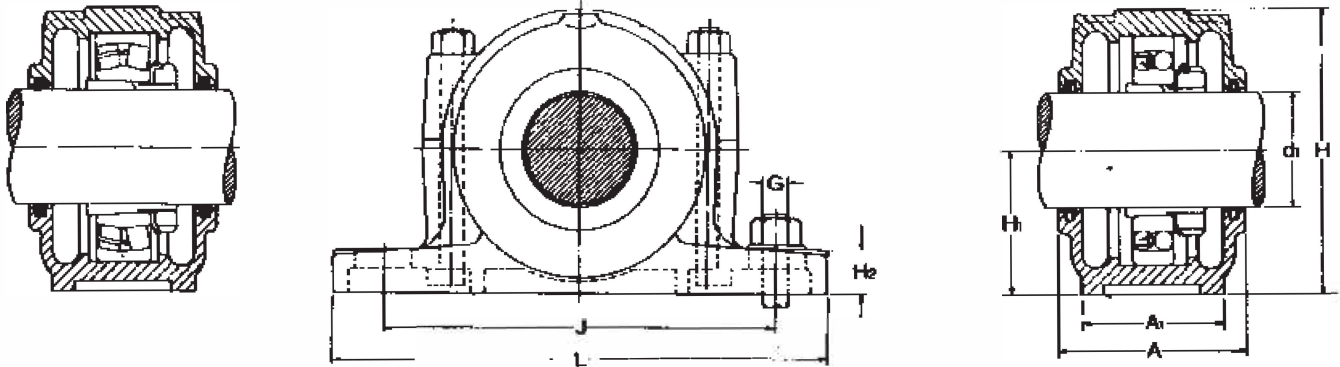
Basic Information for S Series

‘S’ Series plummer block are manufactured in wide range from ¾” (20mm) to 8” (200mm) shaft size, suitable for double row self aligning Ball/Roller Bearings. Series S-500 is suitable for 1200 K, 2200 K, 22200 CK bearings and Series S-600 is suitable for 1300 K, 2300 K and 22300 CK series bearings with adapter sleeves.

Series of Plummer Blocks	Suitable for Bearing Series
S-500	1200 K, 2200K, 22200 CK series bearings with Adapter Sleeves 6200K Single grove bearing
S-600	1300 K, 2300K, 22300 CK series bearings with Adapter Sleeves
S-200	1200, 2200, 22200 C series of Cylindrical (Straight) bore bearings
S-300	1300, 2300, 22300 C Series of Cylindrical (Straight) bore Bearings

S-Series Plummer Blocks

Series S 500 (1205K, 2205K, 22205CCK)
 Series S 600 (1305K, 2305K, 22305CCK)
 For bearing with adapter sleeves



Housing Designation	Shaft diameter d1		Housing Dimensions (mm)								G	Housing Designation	Shaft diameter d1		Dimensions								G
	mm	in	A	A1	H	H1	H2	J	L	mm			in	A	A1	H	H1	H2	J	L			
S 505	20	¾	67	46	80	40	16	130	170	½	S 605	20	¾	80	52	95	50	16	150	190	½		
S 506	25	1	77	52	95	50	16	150	190	½	S 606	25	1	82	52	100	50	18	150	190	½		
S 507	30	1½	82	52	100	50	18	150	190	½	S 607	30	1½	90	60	115	60	18	170	210	½		
S 508	35	1¼	85	60	115	60	18	170	210	½	S 608	35	1¼	95	60	120	60	20	170	210	½		
S 509	40	1½	85	60	120	60	20	170	210	½	S 609	40	1½	105	70	130	70	23	210	270	⅝		
S 510	45	1¾	90	60	120	60	20	170	210	½	S 610	45	1¾	115	70	140	70	23	210	270	⅝		
S 511	50	2	95	70	135	70	23	210	270	⅝	S 611	50	2	120	80	155	80	25	230	290	⅝		
S 512	55	2⅛	105	70	145	70	23	210	270	⅝	S 612	55	2⅛	125	80	160	80	25	230	290	⅝		
S 513	60	2¼	110	80	155	80	25	230	290	⅝	S 613	60	2¼	130	90	185	95	28	260	330	¾		
S 514	60	2⅜	112	82	157	80	28	235	287	⅝	S 614	60	2⅜	128	94	190	95	30	265	330	¾		
S 515	65	2½	115	80	160	80	25	230	290	⅝	S 615	65	2½	140	100	200	100	30	290	360	¾		
S 516	70	2¾	120	90	185	95	28	260	330	¾	S 616	70	2¾	145	100	215	112	30	290	360	¾		
S 517	75	3	125	90	190	95	28	260	330	¾	S 617	75	3	155	110	225	112	33	320	400	¾		
S 518	80	3⅛	135	100	200	100	30	290	360	¾	S 618	80	3⅛	160	110	250	125	33	320	400	⅞		
S 519	85	3¼	140	100	215	112	30	290	360	¾	S 619	85	3¼	170	120	245	125	38	350	420	⅞		
S 520	90	3½	150	110	225	112	33	320	400	¾	S 620	90	3½	175	120	280	140	38	350	420	⅞		
S 522	100	4	160	120	245	125	36	350	420	⅞	S 622	100	4	190	130	300	150	40	390	460	⅞		
S 524	110	4¼	170	120	280	140	38	350	420	⅞	S 624	110	4¼	205	160	325	160	50	450	540	1⅛		
S 526	115	4½	175	130	295	150	40	380	450	⅞	S 626	115	4½	215	160	345	170	50	470	560	1⅛		
S 528	125	5	185	150	310	150	45	420	510	1⅛	S 628	125	5	235	170	380	180	55	520	630	1¼		
S 530	135	5¼	200	160	325	160	50	450	540	1⅛	S 630	135	5¼	245	180	390	190	55	560	680	1½		
S 532	140	5½	210	160	345	170	50	470	560	1⅛	S 632	140	5½	255	190	425	200	60	580	710	1½		
S 534	150	6	235	170	380	180	55	520	630	1¼	S 634	150	6	265	200	445	212	60	610	750	1½		
S 536	160	6½	245	180	390	190	55	560	680	1¼	S 636	160	6½	275	210	490	225	65	650	790	1½		
S 538	170	6¾	255	190	425	200	60	580	710	1½	S 638	170	6¾	285	220	495	240	70	680	830	1¾		
S 540	180	7	265	200	445	212	60	610	750	1½	S 640	180	7	300	230	520	250	70	720	870	1¾		
S 544	200	8	285	220	490	240	70	680	830	1¾													
S 548	220	9	305	234	520	260	85	740	880	1¾													

Eye bolts for easy handling (from size 528 / 228 / 624 / 324).