

### Component list

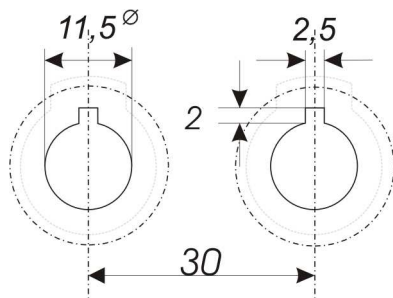
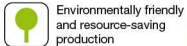
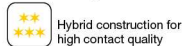
1	Base element, PA	1
2	Signal conductor, Ag Fine silver	1
3	Pressure nut, PC	1
4	Marking ring, PA	1
5	Pressure ring, PC	1
6	Damping unit, TPE	1
7	Indicator, retaining element, PC	1
8	Counter nut, PA	1
9	Double Step washer, PA	1
10	Covering ring, PC	1

Extent of delivery 1 – 10 mounted

Revision date 30.05.2013

<sup>1)</sup> LOCTITE is a registered trademark of Henkel • WBT and nextgen are registered trade marks of WBT Germany

WBT - nextgen™



Mounting suggestion or  
hint: impact sound interrupter WBT-0718



IEC, EN and RoHS compliant  
UL – style: V1

## nextgen™ Pole Terminal WBT-0703

(EP 1 470 620, Pat. pend.102011007940)

Pole terminal for cabinet wall mounting, *plug - / solderversion*

### 1. Mechanics

- One piece, low tolerance contact element
- Fully insulated construction
- Indication of fastening power (torque control)
- Locking feature for contact pressure
- Vibration control, electrical and mechanical by functional materials

### 2. Materials

- Signal conductor (2) fine silver
- Base element (1) PA
- Counter nut (8) PA
- Marking ring (4) and double step washer (9) PA
- Damping ring (6) TPE
- Indicator / retaining (5), pressure ring (7) PC
- Pressure nut (3) and covering ring (10) PC

### 3. Surfaces

- Signal conductor: passivated, Ni-free, non ferromagnetic

### 4. Operating characteristics (reliably observed after more than $>10^3$ connection / disconnections)

- Permanent current  $I_D \geq 30$  A
- Peak current  $I_S \geq 200$  A
- Transition resistance  $R_0 < 0,1$  mOhm (measured with spade connection)
- Contact resistance  $R_{DAg} < 0,14$  mOhm (measured with spade connection)
- Insulation resistance  $R_{ISO} > 10^{10}$  Ohm (500V)

### 5. Connection options

- solder (optimal for cable up to  $4 \text{ mm}^2 / 11$  AWG)
- plug (for 6.3 mm flat push-on shoe)

### 6. Mounting

- chassis drill hole  $\varnothing 11,5^{+0,2}$  mm with slot 2.5x2 mm for twist prevention (see left → drilling scheme)
- for wall thickness from 0,9 to 10,0 mm, with puzzle plate WBT-9410 from 0.9 to 8.0 mm
- recommended distance between two terminal centres: 30 mm
- recommended tightening torque for the counter nut (8): 2.1 Nm
- recommended fluid nut lock for the counter nut (8): LOCTITE 480 <sup>1)</sup>

### 7. Mounting suggestion

- impact sound interrupter WBT-0718,
- cabinet wiring with nextgen™ female blade connector WBT-0650/-0655, 30 A with contact retaining and vibration damping