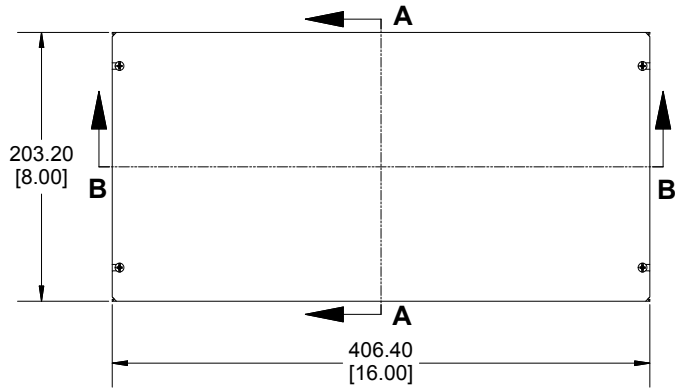
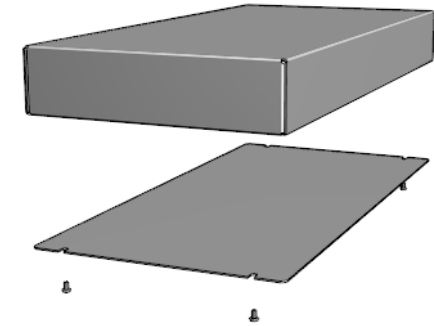
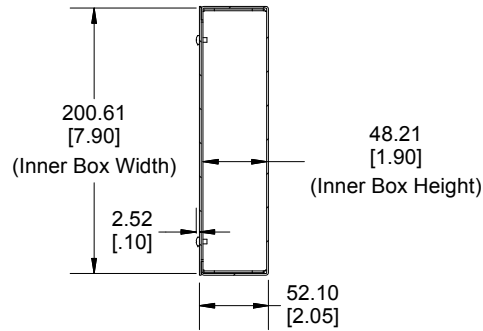


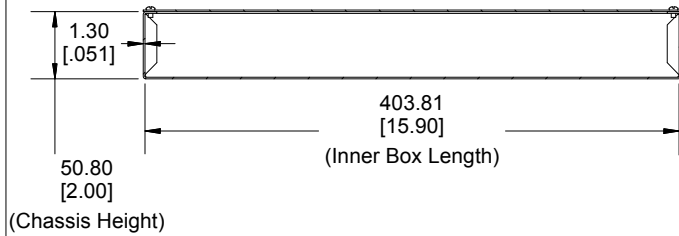
Bottom View of Assembly



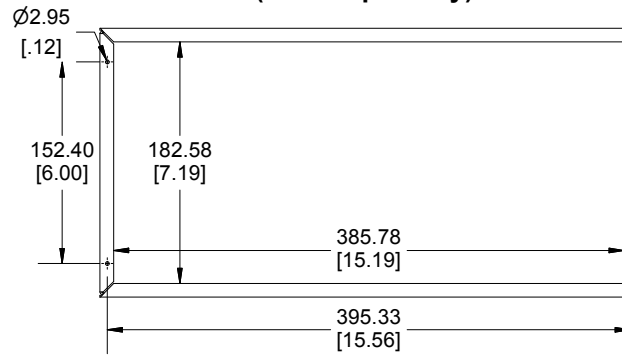
**SECTION A-A
End View of Assembly**





**SECTION B-B
Side View of Assembly**



**Bottom View of Chassis
(Sold Separately)**



**Bottom Plate
(Sold Separately)**



Enclosures can be Factory Modified (Milling, Drilling, Printing etc.)
Contact Factory mjm@hammondmfg.com for quotes
Solid models of this enclosure available in STEP or IGES.

NOTE	
All Components Sold Separately	
Chassis is Made of 0.051" Aluminum.	
Bottom Plate is Made of 0.051" Aluminum.	

PART NUMBERS	
1444-26 Enclosure	
Natural Finish Chassis	1444-26
ACCESSORIES	
Natural Finish Bottom Plate	1434-26
Plated Cover Screws (Pkg 6) [6-32 x 1/4" Self-Tapping Screws]	1421J6

**HAMMOND
MANUFACTURING™**
1444-26
www.hammondmfg.com

Dimensions:
mm
[inches]