



High-level disinfection of the F&P SleepStyle™+ device and accessories



High-level disinfection cleaning is required when the device is intended for multi-patient use. The device humidified air path including the chamber, chamber seal, outlet seal can become contaminated with body fluids or by contaminants carried by expired breathing gases. To maintain optimal therapy and presentation of the device and accessories, regular cleaning is recommended. For reprocessing between patients, follow the cleaning and then the high-level disinfection instructions below.

Cleaning Instructions Before Disinfection

1. Wipe the exterior of the device and the chamber housing with a clean, damp (not dripping) cloth and warm soapy water using a mild dishwashing detergent.
2. Leave to dry out of direct sunlight or heat.
3. Hand-wash the water chamber, chamber seal, breathing tube, outlet seal and elbow in a tub of warm, soapy water with a mild dishwashing detergent. Ensure all visible soil is removed.
4. Rinse thoroughly in a tub of clean water for 30 seconds. Ensure that all soap residue has been removed.
5. Repeat the rinsing process again, using clean water.
6. Hang the breathing tube, with both ends pointing to the floor, to dry away from direct sunlight or heat.
7. Leave the water chamber, chamber seal, outlet seal and elbow to dry out of direct sunlight or heat.

Note: If dirt remains inside the breathing tube after rinsing, use a soft, non-metallic brush, to remove it. Rinse the tube again. If the dirt cannot be removed, the breathing tube should be replaced. The elbow needs to be cleaned separately from the standard breathing tube. Please refer to the cleaning instructions in section 10.2.1 - **Cleaning of the F&P SleepStyle+ Clinician Guide**. Before cleaning the device and its accessories, please read the warnings and cautions on the back of this document.

	Materials	High-Level Disinfection Options				
		Thermal Disinfection		Chemical Disinfection		
		75 °C (167 °F) for 30 minutes	90 °C (194 °F) for 1 minute	CIDEX™ OPA	Anioxyde™ 1000	gigasept™ FF
 900SPS101 Chamber Seal	Silicone	✔	✔	✔	✔	✔
 900SPS141 Outlet Seal	Silicone	✔	✔	✔	✔	✔
 900SPS100 Water Chamber	Polypropylene Copolymer Stainless Steel	✔	✔	✔	✔	✔
 900SPS122 Elbow	Polypropylene Copolymer	✔	✔	✔	✔	✔

Breathing Tube	Materials	High-Level Disinfection Options				
		Thermal Disinfection		Chemical Disinfection		
		75 °C (167 °F) for 30 minutes	90 °C (194 °F) for 1 minute	CIDEX OPA	Anioxyde 1000	gigasept FF
 900SPS120 ThermoSmart™ Heated Breathing Tube	Polypropylene Polyolefin Elastomers (POE)	⚠ No	⚠ No	✔	✔	✔
 900SPS121 Standard Breathing Tube*	Polyethylene Polypropylene Thermoplastic Vulcanizates (TPV)	✔	⚠ No	✔	⚠ No	⚠ No

*Higher temperatures (above 75 °C) may damage the Standard Breathing Tube.

Note: High-level disinfection may be repeated 20 times per part, then they should be replaced. The air filter must be replaced between patients. Refer to section 10.4 – Replacing the Air Filter between Patients of the F&P SleepStyle+ Clinician Guide. The information provided in this document is an indication only and it is the user's responsibility to qualify any deviations from the recommended methods. Please refer to section 10.2 – Cleaning and High-Level Disinfection of the Device and Accessories of the F&P SleepStyle+ Clinician Guide for the most up-to-date information. The device lid does not require high-level disinfection.

Thermal Disinfection Instructions

1. Immerse the disassembled parts in a water bath. Ensure that no air bubbles are trapped inside the standard breathing tube.
2. Increase the water bath temperature to 75 °C (167 °F).
3. Soak for 30 minutes.
4. Air-dry out of direct sunlight or heat.

Note: Higher temperatures may damage the standard breathing tube. The elbow, water chamber, chamber seal and outlet seal can be thermally disinfected separately from the standard breathing tube in a water bath at 90 °C (194 °F) for 1 minute.

Warnings

To avoid incorrect therapy:

- Do not clean or disinfect the ThermoSmart breathing tube with hot water. This may cause deformation of the tube and reduce therapeutic pressure.

Chemical Disinfection Instructions

1. Immerse the disassembled parts in a cleaning solution using CIDEX OPA, Anioxyde 1000, or gigasept FF. Follow the manufacturer's instructions for concentration, temperature, and time.
2. Ensure that no air bubbles are trapped inside the breathing tube. The ThermoSmart breathing tube is buoyant so will need to be submerged (for example, in a metal tray with a mesh top).
3. Thoroughly rinse each part in a tub of water by immersing completely for a minimum of 1 minute.
4. Repeat the rinsing process again.
5. Air-dry out of direct sunlight or heat.

Warnings to consider when cleaning the SleepStyle+ device and accessories.

To avoid electric shock:

- Do not use bleach, alcohol, or cleaners with citrus or other natural oils. These substances may degrade the device and accessories.
- Do not immerse the device in water or any other liquid.
- Do not pull on the power cord as it may become damaged.

To avoid incorrect therapy:

- Only clean the device and accessories according to the cleaning instructions outlined above. You can also refer to the complete disassembly for cleaning and high-level disinfection as outlined in section 10 – Multi-Patient Use of the F&P SleepStyle+ Clinician Guide.

To avoid injury:

- Do not use ozone (activated oxygen) to clean this device. Ozone induced damage to the device and its accessories may lead to injury. Residual ozone may result in adverse respiratory effects such as irritation of the nose, throat and lungs.

Cautions to consider when cleaning the SleepStyle+ device and accessories.

General:


- Replace the device and accessories if there is any sign of cracking, deformation, discoloration or leaking. It is recommended that you inspect the device, breathing tube, water chamber, chamber seal, outlet seal, air filter and elbow after cleaning. The air filter must be replaced between patients. Refer to section 12 – Replacement Parts of the F&P SleepStyle+ Clinician Guide for more details regarding Replacement Parts.
- Do not use ozone (activated oxygen) as it can degrade the device and accessories.

You can also refer to the complete disassembly for cleaning and high-level disinfection as outlined in section 10 – Multi-Patient Use of the F&P SleepStyle+ Clinician Guide.

CIDEX is a trademark of Advanced Sterilization Products, a division of Ethicon Inc., a Johnson & Johnson Company.

Anioxyde is a trademark of Ecolab USA Inc. Gigasept is a trademark of Schülke & Mayr GmbH.

F&P, SleepStyle and ThermoSmart are trademarks of Fisher & Paykel Healthcare Limited. For patent information, see www.fphcare.com/ip

 Fisher & Paykel Healthcare Ltd, 15 Maurice Paykel Place, East Tamaki, Auckland 2013, PO Box 14 348 Panmure, Auckland 1741, New Zealand Tel: +64 9 574 0100 Email: info@fphcare.co.nz Web: www.fphcare.com

 **Australia (AU)** (Sponsor) Fisher & Paykel Healthcare Pty Ltd, 19-31 King Street, Nunawading, Melbourne, Victoria 3131. Tel: +61 3 9871 4900 **Brazil (BR)** Fisher & Paykel do Brasil, Rua Sampaio Viana, 277 cj 21, Paraisópolis, 04004-000, São Paulo – SP, Brazil Tel: +55 11 2548 7002 **China (CN)** 代理人/售后服务机构: 费雪派克医疗保健 (广州) 有限公司, 广州高新技术产业开发区科学城科丰路31号G12栋301号 电话: +86 20 32053486 **France (FR)**  Fisher & Paykel Healthcare SAS, 10 Av. du Québec, Bât F5, BP 512, Villebon-sur-Yvette, 91946 Courtaboeuf Cedex, France Tel: +33 1 6446 5201 Email: c.s@fphcare.fr **Germany (DE)** Fisher & Paykel Healthcare GmbH, Wiesenstrasse 49, 73614 Schorndorf, Germany Tel: +49 7181 98599 0 **Hong Kong (HK)** Tel: +852 2116 0032 **India (IN)** Tel: +91 80 2309 6400 **Japan (JP)** Tel: +81 3 5117 7110 Fax: +81 3 5117 7115 **Korea (KR)** Tel: +82 2 6205 6900 **Mexico (MX)** Tel: +52 55 9130 1626 **Poland (PL)** Fisher & Paykel Healthcare Poland Sp. z o.o., Pl. Andersa 7, 61-894 Poznań, Poland Tel: +48 664 846 464 **Russia (RU)** Tel: +7 495 782 21 50 **Switzerland (CH)**  Fisher & Paykel Healthcare GmbH, Säntisstrasse 2, 9501 Wil / SG, Switzerland Tel: 0800 83 47 63 **Taiwan (TW)** Tel: +886 2 8751 1739 **Turkey (TR)** İthalatçı Firma: Fisher Paykel Sağlık Ürünleri Ticaret Limited Şirketi, İletişim Bilgileri: Ostim Mahallesi 1249. Cadde No:6, Yenimahalle, Ankara, Türkiye 06374, Tel: +90 312 354 34 12 **UK (GB)**  Fisher & Paykel Healthcare Ltd, Unit 16, Cordwallis Park, Clivemont Road, Maidenhead, Berkshire SL6 7BU, UK Tel: 0800 132 189 **USA (US)/Canada (CA)** Tel: 1800 446 3908 or +1 949 453 4000

Austria (AT) Tel: 0800 29 31 23 **Benelux (BE NL LU)** Tel: +31 40 216 3555 **Denmark (DK)** Tel: +45 70 26 37 70 **Finland (FI)** Tel: +358 9 251 66 123 **Ireland (IE)** Tel: 1800 409 011 **Italy (IT)** Tel: +39 06 7839 2939 **Norway (NO)** Tel: +47 21 60 13 53 **Spain (ES)** Tel: +34 902 013 346 **Sweden (SE)** Tel: +46 8 564 76 680