

Illusion
Gas Log Fires

**PROUDLY
AUSTRALIAN MADE**

Luminar

4000 SERIES GAS LOG FIRE



Introducing the Luminar 4000 Gas Log Fire by Illusion, Australia's foremost manufacturer of Gas Log Fires.


The Luminar 4000 features luxury, performance and wide viewing window making it the perfect choice to keep larger living areas warm.

Capable of heating up to 100 sq metres, the stunning Illusion Luminar 4000 Inbuilt Gas Log Fires are available in a range of colours including Metallic Black with several trim options designed to suit any decor.

INBUILT GAS LOG FIRES BY ILLUSION

Australia's Leading Gas Log Fire Manufacturer

CERTIFICATION




Certificate Holder: Illusion Australia Pty. Ltd.
145 South Gippsland Hwy.
Dandenong South Vic 3175
ABN: 35005 834 784

Manufacturer: A.G.Building Developments Pty. Ltd.

Certificate Number: GMK 10350
Issue Date: 21/7/2017

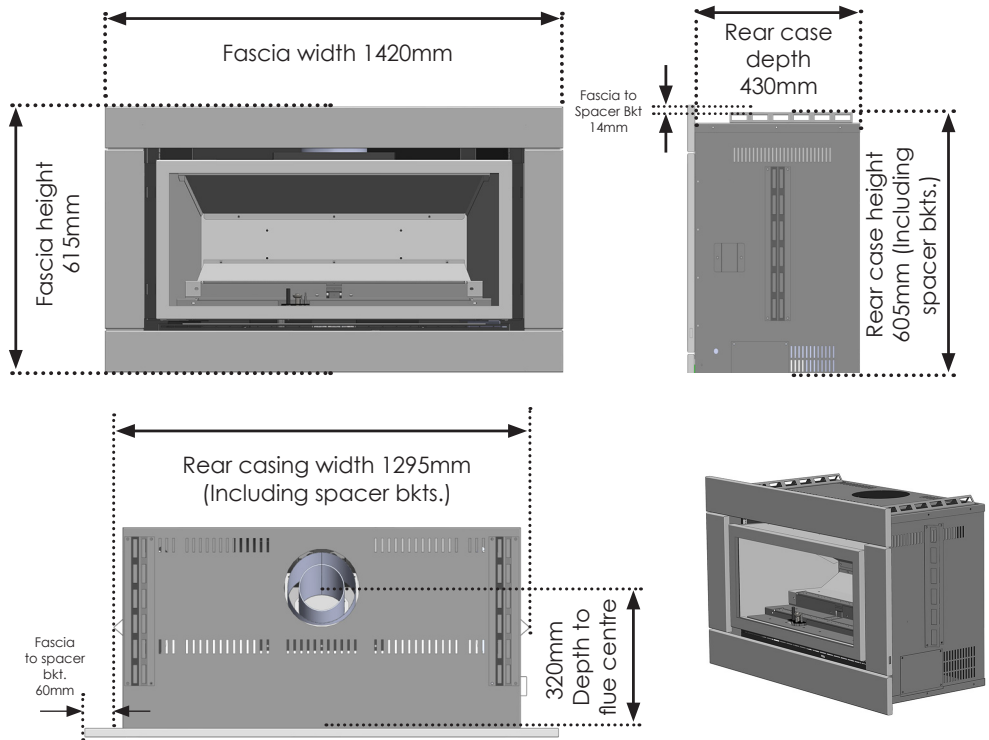
Distributor:	Brand Name:	Model ID:	Gas Type	MJ/h
ILLUSION	LUMINAR	4000	NATURAL	40
ILLUSION	LUMINAR	4000	LPG	40

All Illusion Luminar Gas Log Fires have been tested and approved to AS: 4558



Chief Executive Officer of the IAPMO Group
This GasMark Schedule supersedes all previously issued Schedules

DIMENSIONS



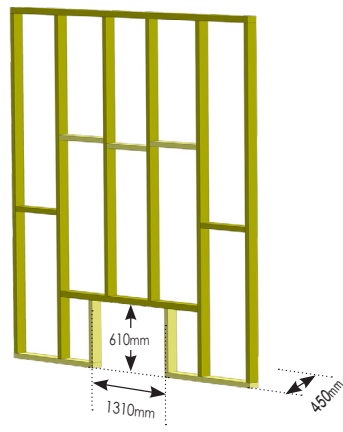
Please note: Luminar gas log fires can be installed as either wall mounted or floor mounted. The Flue system must be installed by an Authorised installer. Some installations may require the provision of a hearth to protect the floor from radiant heat. Contact your Illusion dealer for more information.

FRAME CUTOUT

Luminar 4000 Frame and plaster cutout dimensions.
NOTE: Minimum frame depth 450mm.
Example Floor mount shown below.

FLOOR MOUNT

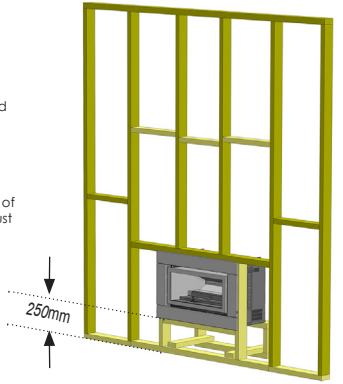
The frame and plaster cutout dimensions as shown at right should be cut as accurately as possible to ensure adequate coverage by the appliance fascia. Illusion can supply fabricated full metal frames to simplify the installation and reduce costs. Frame cutout size is 1310mm wide and 610mm high



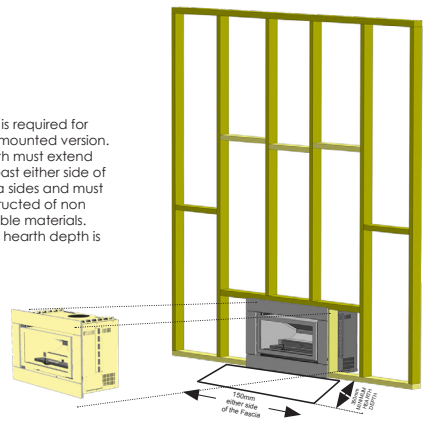
WALL MOUNT

A Hearth is only required for the wall mounted version if the bottom of the fascia is closer than 300mm to the floor. The hearth must extend 150mm past either side of the fascia sides and must be constructed of non combustible materials.

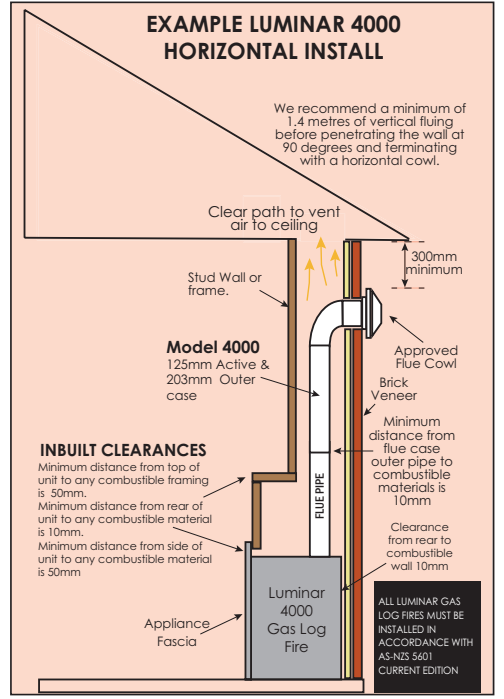
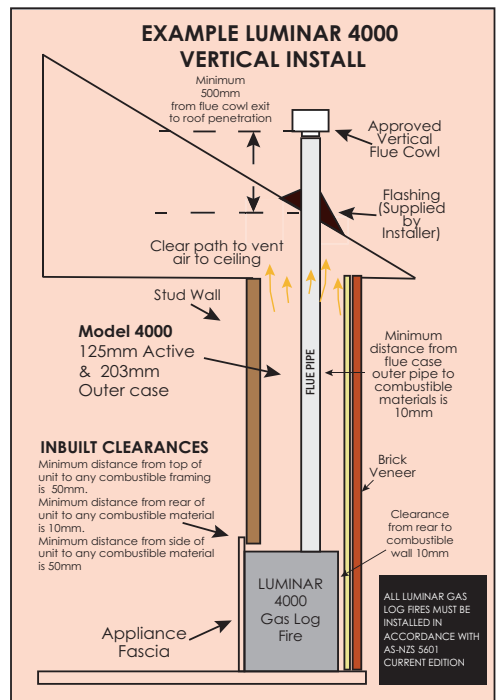
Frame cutout size is 1310mm wide and 610mm high



A Hearth is required for the floor mounted version. The hearth must extend 150mm past either side of the fascia sides and must be constructed of non combustible materials. Minimum hearth depth is 350mm.



INSTALLATION



www.illusionfires.com.au

The dimensions, etc quoted here are correct at the time of writing but may be subject to change. Please check with your dealer before commencing any building works or installations of these appliances. A slight reduction in performance may result if high ceilings, large glass areas or lack of insulation are present. Ultimate reserves the right to alter specifications without notice.
Photos are for illustrative purposes only. Some colours may vary due to the printing process.

