

Illusion
Gas Log Fires

PROUDLY
AUSTRALIAN MADE

Azura **1.0 SERIES** GAS LOG FIRE



Introducing the Azura 1.0 Gas Log Fire by Illusion, Australia's foremost manufacturer of Gas Log Fires.

The Azura 1.0 features economy, performance and style and its compact dimensions makes it the perfect choice to keep smaller areas warm and comfortable in your home without breaking the budget.

Capable of heating up to 40 sq metres, the stunning Illusion Azura 1.0 Inbuilt Gas Log Fires are available in a range of colours including Metallic Black with several trim options designed to suit any decor.

INBUILT GAS LOG FIRES BY ILLUSION

Australia's Leading Gas Log Fire Manufacturer

CERTIFICATION



Certificate Holder: Illusion Australia Pty. Ltd.
145 South Gippsland Hwy.
Dandenong South Vic 3175
ABN: 35005 834 784

Certificate Number: GMK 10350
Issue Date: 21/7/2017

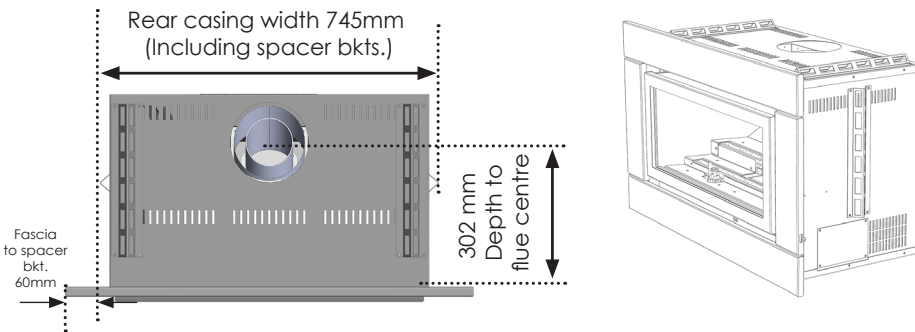
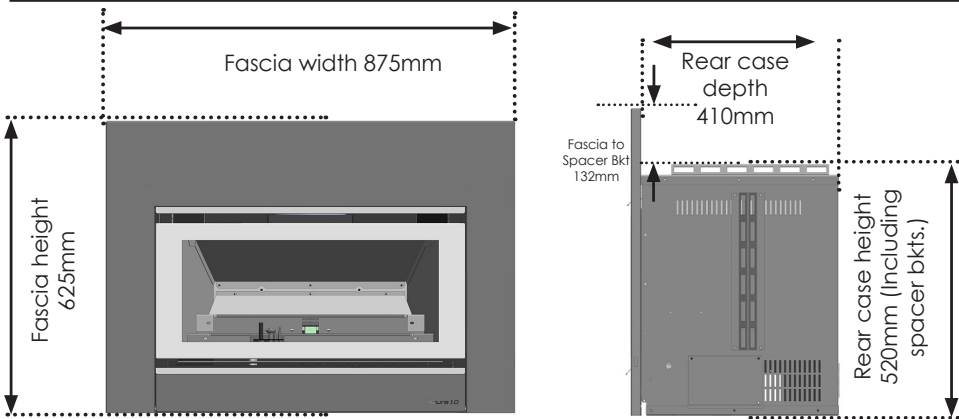
Manufacturer: A.G.Building Developments Pty. Ltd.

Distributor:	Brand Name:	Model ID:	Gas Type	MJ/h
ILLUSION	AZURA (LUMINAR)	1.0	NATURAL	20
ILLUSION	AZURA (LUMINAR)	1.0	LPG	16

All Illusion Luminar Gas Log Fires have been tested and approved to AS: 4558

Russ Channy Chief Executive Officer of the IAPMO Group
This GasMark Schedule supersedes all previously issued Schedules

DIMENSIONS



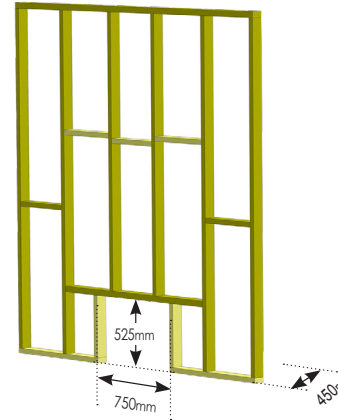
Please note: Azura gas log fires can be installed as either wall mounted or floor mounted. The Flue system must be installed by an Authorised installer. Some installations may require the provision of a hearth to protect the floor from radiant heat. Contact your Illusion dealer for more information.

FRAME CUTOUT

AZURA 1.0 Frame and plaster cutout dimensions.
NOTE: Minimum frame depth 450mm.
Example Floor mount shown below.

FLOOR MOUNT

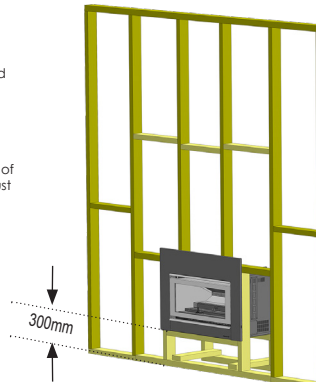
The frame and plaster cutout dimensions as shown at right should be cut as accurately as possible to ensure adequate coverage by the appliance fascia. Illusion can supply fabricated full metal frames to simplify the installation and reduce costs.
Frame cutout size is 750mm wide and 525mm high



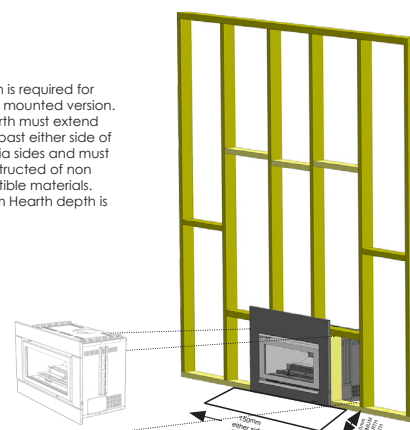
WALL MOUNT

A Hearth is only required for the wall mounted version if the bottom of the fascia is closer than 300mm to the floor. The hearth must extend 150mm past either side of the fascia sides and must be constructed of non combustible materials.

Frame cutout size is 750mm wide and 525mm high

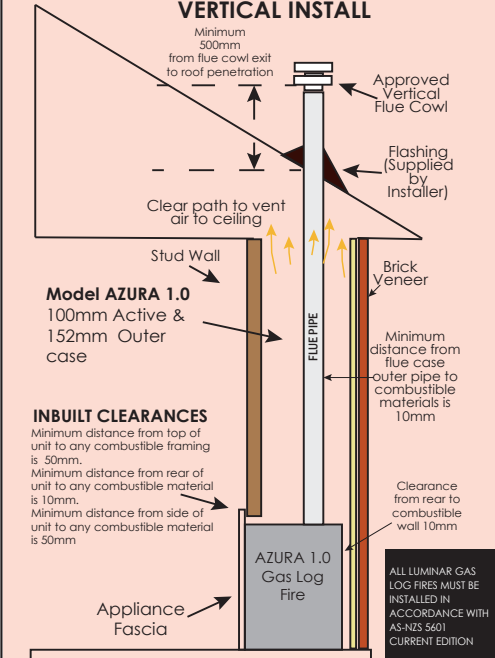


A Hearth is required for the floor mounted version. The hearth must extend 150mm past either side of the fascia sides and must be constructed of non combustible materials. Minimum Hearth depth is 350mm.

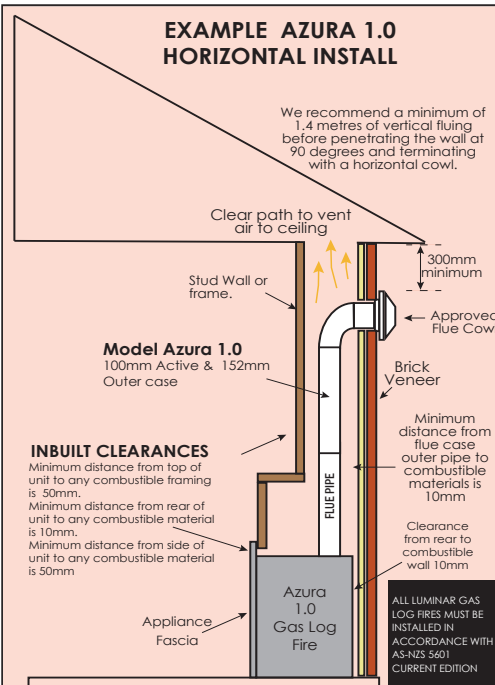


INSTALLATION

EXAMPLE AZURA 1.0 VERTICAL INSTALL



EXAMPLE AZURA 1.0 HORIZONTAL INSTALL



www.illusionfires.com.au

The dimensions, etc quoted here are correct at the time of writing but may be subject to change. Please check with your dealer before commencing any building works or installations of these appliances. A slight reduction in performance may result if high ceilings, large glass areas or lack of insulation are present. Ultimate reserves the right to alter specifications without notice. Photos are for illustrative purposes only. Some colours may vary due to the printing process.

