

AC INFINITY

GEAR BOARD

MULTIPURPOSE MOUNTING GRID

USER MANUAL

WELCOME

Thank you for choosing AC Infinity. We are committed to product quality and friendly customer service. If you have any questions or suggestions, please don't hesitate to [contact](#) us. Visit www.acinfinity.com and click contact for our contact information.

EMAIL

support@acinfinity.com

WEB

www.acinfinity.com

LOCATION

Los Angeles, CA

MANUAL CODE GB2309X1

PRODUCT

Gear Board

MODEL

AC-GBA3

UPC-A

819137024465

MANUAL INDEX

Manual Index	Page 5
Product Warning	Page 6
Key Features	Page 7
Product Contents	Page 8
Installation	Page 9
Tent Setup	Page 11
Other AC Infinity Products	Page 14
Warranty	Page 15

PRODUCT WARNING







TO REDUCE THE RISK OF INJURY TO PERSONS OR DAMAGE TO PRODUCTS, OBSERVE THE FOLLOWING:

1. Read all instructions before installing and using this product.
2. Do not use the gear board to replace a grow tent bar. This is not a replacement and will not support the weight of LED grow lights or heavy ventilation equipment.

KEY FEATURES

FLEXIBLE MOUNTING

Supports your equipment via a variety of mounting methods including magnetic backing, screws, wire ties, or hooks.



EASY TO ADJUST

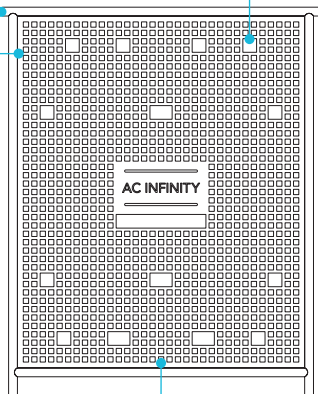
Adjustable poles can extend smoothly up to 5 feet, lock in place securely, and enable quick repositioning.

HIGHLY CUSTOMIZABLE

Organizes controllers, drivers, tools, and more in any orientation for a workstation panel that fits in grow tents of any size.

CORD MANAGEMENT

Features wider openings to organize your cords, allowing them to be placed out of sight and kept away from your grow.




FIRM-FITTING DESIGN

Metal legs effectively hook into place around your grow tent's frame to provide a secure grip while leaving duct ports available.

BUILT FOR GROW TENTS

Powder-coated steel frame can handle a great amount of weight from growing equipment while withstanding humidity and heat.

PRODUCT CONTENTS



GEAR
BOARD
(x1)



STABILIZING
POLE
(x2)



HOOKED
POLE
(x2)



HOOK-AND-
LOOP STRAP
(x2)

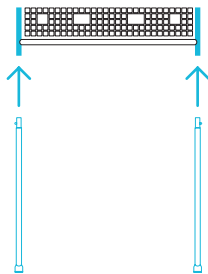


WIRE
TIE
(x20)

INSTALLATION

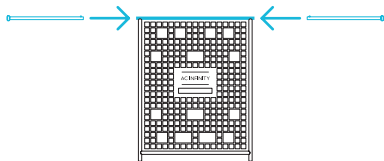
STEP 1

Insert the hooked poles vertically into the two openings at the bottom of your gear board.



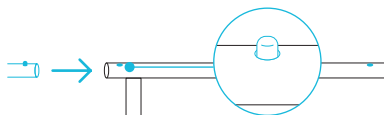
STEP 2

Insert the stabilizing poles horizontally into the two openings at the top of your gear board.



STEP 3

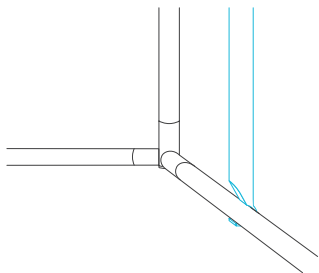
Adjust the poles' lengths to fit your grow tent. Make sure they click into place to lock in their length.



INSTALLATION

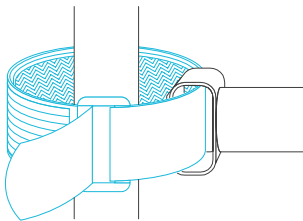
STEP 4

Secure the hooked poles onto the back of your grow tent's frame base.



STEP 5

Fasten the stabilizing poles to your grow tent's frame using the hook-and-loop straps.




TENT SETUP

BOARD ORIENTATION

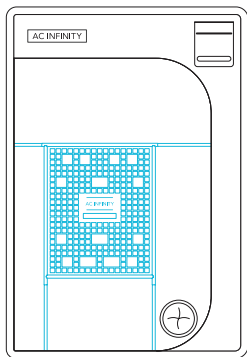
ORIENTATION

You may adjust your gear board's placement to keep your grow tent's duct ports unobstructed.

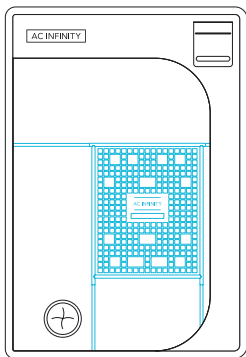
A



B



C



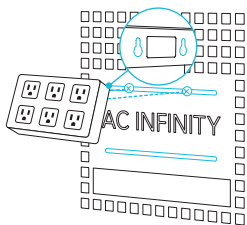
TENT SETUP

DEVICE MOUNTING

SCREW MOUNTING

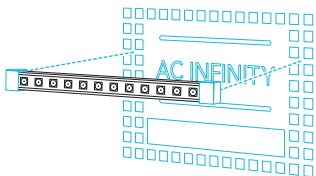
Screw device bolts into one of the slots located at the center of your gear board.

Hang your device by these bolts using the holes on its backside.




MAGNET MOUNTING

You may also mount your device onto your gear board's steel surface using the magnet located on the back.



CORD MANAGEMENT

Route your devices' cords through the large slot located below the AC Infinity logo so that they run behind your gear board.



*Devices sold separately

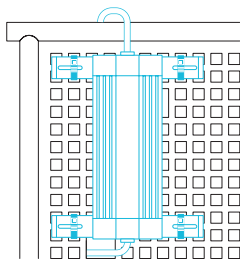
TENT SETUP

DEVICE MOUNTING

DRIVER MOUNTING

You may use wire ties to strap your grow light's driver onto your gear board.

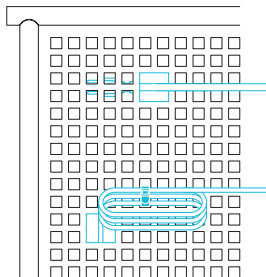
This will shift the heat concentration away from your grow light and your grow.



CORD MANAGEMENT

Route your device's cords through the larger slots so that they run behind your gear board.


You may also use the hook-and-loop straps and/or wire ties to secure longer cords to your gear board.



AC INFINITY PRODUCTS

Grow Tent Mounting Bars

A set of accessory bars designed to provide additional support for growing equipment while maximizing tent space. These highly durable steel bars can be arranged to form multiple support systems and include heavy-duty clamps to double their potential weight capacity.



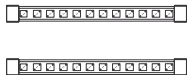
Circulator Clip Fans

The CLOUDRAY series is a line of clip fans designed to provide precise air circulation for all stages of a plant's growth cycle. Features digital controls to achieve ten speed levels, as well as a heavy-duty clamp constructed to tightly grip onto grow tent poles of all sizes.



Grow Light Bars

The IONBEAM series is a line of grow light bars designed to maximize plant growth by accelerating your plant's photosynthesis. Features the latest LED technology to efficiently produce full-spectrum and targeted lighting, as well as magnetic mounting to use as inter-canopy lighting. Includes a digital controller with programming modes to schedule and activate ten intensity levels.



Discover the latest innovations in environmental controls at acinfinity.com

WARRANTY

This warranty program is our commitment to you, the product sold by AC Infinity will be free from defects in manufacturing for a period of two years from the date of purchase. If a product is found to have a defect in material or workmanship, we will take the appropriate actions defined in this warranty to resolve any issues.

The warranty program applies to any order, purchase, receipt, or use of any products sold by AC Infinity or our authorized dealerships. The program covers products that have become defective, malfunctioned, or expressively if the product becomes unusable. The warranty program goes into effect on the date of purchase. The program will expire two years from the date of purchase. If your product becomes defective during that period, AC Infinity will replace your product with a new one or issue you a full refund.

The warranty program does not cover abuse or misuse. This includes physical damage, submersion of the product in water, incorrect installation such as wrong voltage input, and misuse for any reason other than intended purposes. AC Infinity is not responsible for consequential loss or incidental damages of any nature caused by the product. We will not warrant damage from normal wear such as scratches and dings.

Contact our dealers department at dealers@acinfinity.com or **(626) 838-4656** for more information about our dealers and distributors program. Contact our customer service department at support@acinfinity.com or **626-923-6399** for product and warranty assistance. Our business hours are Monday through Friday, 9:00 am to 5:00 pm PST.



If you have any issues with this product, contact us and we'll happily resolve your problem or issue a full refund!

COPYRIGHT © 2023 AC INFINITY INC. ALL RIGHTS RESERVED

No part of the materials including graphics or logos available in this booklet may be copied, photocopied, reproduced, translated or reduced to any electronic medium or machine readable form, in whole or in part, without specific permission from AC Infinity Inc.

www.acinfinity.com