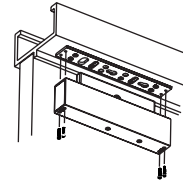


Non-Monitored Locks



Z2 / CCW30 MICRO MAGNET

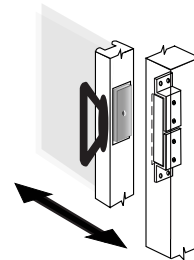

Size: (L)170 x (H)42 x (D)23
 Holding Force: 120kg - 140 kg
 Current Draw: 280mA (12vdc) 140mA (24vdc)
 Suitable For: Cabinets, Lockers, Drawers
 Monitoring: None
 Order Code: 770150-000



Z2

Z4R MINI MAGNET RECESSED

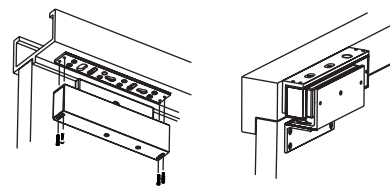
Size: (L)182 x (H)39 x (D)25
 Holding Force: 250kg - 280kg
 Current Draw: 450mA (12vdc) 225mA (24vdc)
 Suitable For: Sliding Door - Aluminium
 Monitoring: None
 Order Code: 770300-200



Z4R

Z4 MINI MAGNET

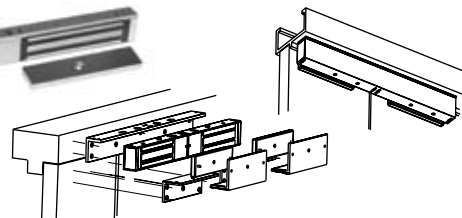
Size: (L)238 x (H)48 x (D)27
 Holding Force: 250kg - 280kg
 Current Draw: 450mA (12vdc) 225mA (24vdc)
 Suitable For: Single doors - Wood, Aluminium, Steel
 Monitoring: None
 Order Code: 770300-000



Z4

Z4D MINI MAGNET DOUBLE

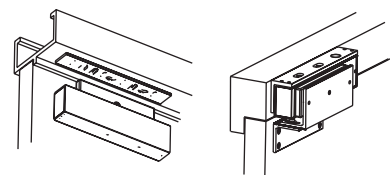
Size: (L)476 x (H)48 x (D)27
 Holding Force: 250kg - 280kg each door
 Current Draw: 900mA (12vdc) 450mA (24vdc)
 Suitable For: Double doors - Wood, Aluminium, Steel
 Monitoring: None
 Order Code: 770300-100



Z4D

Z8 / EML11 STANDARD MAGNET

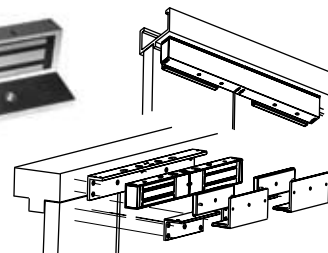
Size: (L)266 x (H)72 x (D)40
 Holding Force: 550kg - 580 kg
 Current Draw: 512mA (12vdc) 256mA (24vdc)
 Suitable For: Single doors - Wood, Aluminium, Steel
 Monitoring: None
 Order Code: 770600-000



Z8

Z8D / EML12 STANDARD MAGNET DOUBLE

Size: (L)532 x (H)72 x (D)40
 Holding Force: 550kg - 580kg each door
 Current Draw: 1024mA (12vdc) 512mA (24vdc)
 Suitable For: Double Doors - Wood, Aluminium, Steel
 Monitoring: None
 Order Code: 770600-100



Z8D

140kg

280kg

580 kg