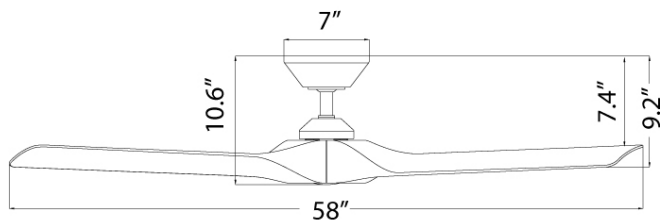


TORQUE

FR-W2204-58

58" Ceiling Fan

MODERN FORMS SMART FANS



PRODUCT DESCRIPTION

The TORQUE Smart Fan by Modern Fans makes a powerful design statement by offering a distinctive silhouette which blends well with a minimalist body and uniquely formed blades. The Energy Star rated TORQUE is a stunner that connects with the exclusive Modern Forms app via Wi-Fi from anywhere in the world to create schedules, integrate with smart home devices, and more.

FEATURES

- 6 fan speeds through both Summer and Winter Modes
- Silent DC motor
- LED luminaire is not optional
- Includes remote control
- Optional wall control sold separately
- Compatible with Modern Forms app

AIRFLOW/ENERGY EFFICIENCY

Weighted-Average/High Airflow CFM:	3917/5765
Weighted-Average/High Energy Use (W):	23/33
Estimated Yearly Energy Cost (\$):	7
Weighted-Average/High Efficiency (CFM/W):	191
Max RPM:	162

ORDER NUMBER

Model	Housing	Blade
FR-W2204-58	MB Matte Black	MB Matte Black
	BN Brushed Nickel	EB Ebony
	SB Soft Brass	MB Matte Black
	SB Soft Brass	MW Matte White
	MB Matte Black	MB Matte Black

Example: **FR-W2204-58-MB/DK**

For 2700K add "-27" ; for 3500K add "-35" before the finish: **FR-W2204-58-27-MB**

***Results may vary based on application and surroundings.**

***This fan comes uni-pack - blade select options are not available.**

***Brushed Nickel and Soft Brass are not intended for coastal environments.**

SPECIFICATIONS

Construction:	Aluminum, Steel, ABS
Blade:	16° Pitch, 58" sweep
Downrod:	.75W x 4.5H included
Mounting Slope:	Up to 30°
Wire:	80"
Hanging Weight:	19 lbs.
Total Power:	33W
Standards:	UL/cUL Wet Location listed, Title 24 JA8-2016 Compliant, Title 20, Energy Star
Motor Type:	120 x D-25 sensorless DC motor

WIRELESS PERFORMANCE

Wi-Fi Range:	Up to 150 ft*
Bluetooth Range:	Up to 150 ft*

The Modern Forms app synchronizes seamlessly with smart home devices you already own



modernforms.com
Phone (800) 526.2588
Fax (800) 526.2585

Headquarters/Eastern Distribution Center
44 Harbor Park Drive
Port Washington, NY 11050

Central Distribution Center
1600 Distribution Ct
Lithia Springs, GA 30122

Western Distribution Center
1750 Archibald Avenue
Ontario, CA 91760






TORQUE

FR-W2204-58

58" Ceiling Fan

MODERN FORMS SMART FANS

OPTIONAL ACCESSORIES

<p>Bluetooth Wall Control</p>		<p>F-WCBT</p>	<p>WT White</p>	<p>Control fan speed and light brightness, and switch between Summer and Winter Modes. Additional Wall Controls can be purchased separately for multiple location control.</p>
<p>Bluetooth Remote Control</p>		<p>F-RCBT</p>	<p>WT White</p>	<p>Control fan speed and light brightness, and switch between Summer and Winter Modes. Compatible with Modern Forms Smart Fans. Includes easy-to-install wall cradle and batteries.</p>
<p>Downrod</p>		<p>XF-12 12IN XF-18 18IN XF-24 24IN XF-36 36IN XF-48 48IN XF-60 60IN XF-72 72IN</p>		<p>All our downrods are .75 in and are threaded on the motor end to create an extra layer of security and allow for adjustments in the field.</p>
<p>Downrod Couplers</p>		<p>XF-I</p>		<p>Connects two downrods together.</p>
<p>Sloped Ceiling Kit</p>		<p>XF-SCK</p>		<p>Designed to accommodate buildings with steeper sloped ceilings up to 45° or 12/12 pitch.</p>

Examples: Wall Control: **F-WCBT-WT**, Remote Control: **F-RCBT-WT**, Downrod: **XF-12-BN**, Downrod Coupler: **XF-I-MB**, Sloped Ceiling Kit: **XF-SCK-MW**

SUGGESTED DOWNROD HEIGHT USAGE

Ceiling Height	15'	14'	13'	12'	11'	10'	9'
Downrod	72"	60"	48"	36"	24"	18"	12"

SLOPED CEILING DEGREE CONVERSION CHART

Degree	4-8°	9-13°	14-17°	18-21°	22-25°	26-29°	30-32°	33-35°	36-38°	39-41°	42-44°	45°
Ceiling Slope	1/12	2/12	3/12	4/12	5/12	6/12	7/12	8/12	9/12	10/12	11/12	12/12
Pitch	pitch	pitch	pitch	pitch	pitch	pitch	pitch	pitch	pitch	pitch	pitch	pitch

Supplied mounting brackets allow mounting on ceiling slopes up to 30° (7/12 pitch). Optional slope kit allows mounting on ceilings up to 45° (12/12 pitch). The receiver will mount inside canopy up to 45°.

NOTE: Recommended maximum downrod length of 72" with 80" lead wire