



Hearth Products Controls Co
www.HPCfire.com

Fire / Water Bowl Installation & Operation Instructions



Installation

We suggest that our products be installed by professionals that are locally licensed by the authority having jurisdiction in gas piping.

Service



We suggest that our products be serviced by a professional certified in the US by the National Fireplace Institute (NFI) as NFI Gas Specialists.

⚠ WARNING: FOR OUTDOOR USE ONLY

⚠ WARNING

•Improper installation, adjustment, alteration, service, or maintenance can cause injury or property damage. Read the installation, operating, and maintenance instructions thoroughly before installing or servicing this equipment.

⚠ WARNING

•Do not store or use gasoline or other flammable vapors and liquids in vicinity of this or any other appliance.
•An LP-cylinder not connected for use shall not be stored in the vicinity of this or any other appliance.

⚠ DANGER

If you smell gas:

- 1) Shut off gas to appliance.
- 2) Extinguish any open flame.
- 3) If odor continues, keep away from appliance and immediately call gas supplier or fire department.

⚠ DANGER



CARBON MONOXIDE HAZARD

This appliance can produce carbon monoxide which has no odor.

Using it in an enclosed space can kill you.

Never use this appliance in an enclosed space such as a camper, tent, car or home.

INSTALLER: Leave this manual with the appliance.
CONSUMER: Retain this manual for future reference.

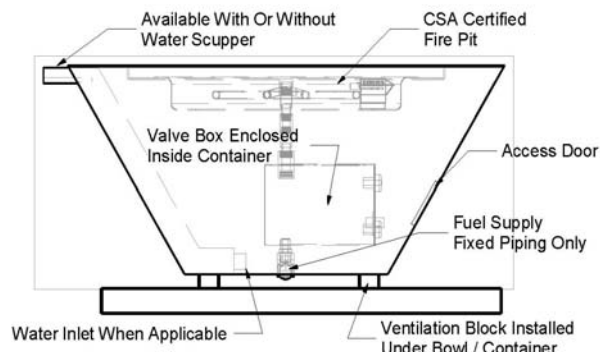
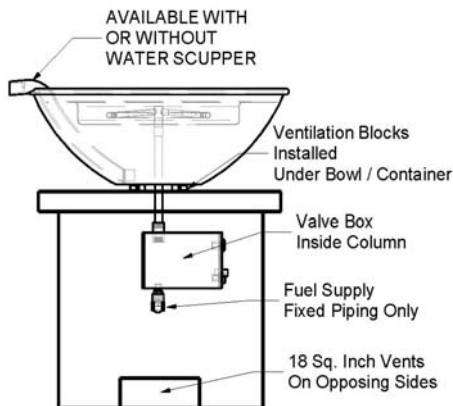
WARNING: We suggest that our products be installed by professionals that are locally licensed by the authority having jurisdiction in gas piping. We suggest that our products be serviced annually by a professional certified in the US by the National Fireplace Institute (NFI) as NFI Gas Specialists or in Canada by WETT (Wood Energy Technical Training). Installer must follow all instructions carefully to ensure proper performance and safety. Hearth Products Controls Company is not responsible for your actions.

WARNING: It is the responsibility of the installer to follow:

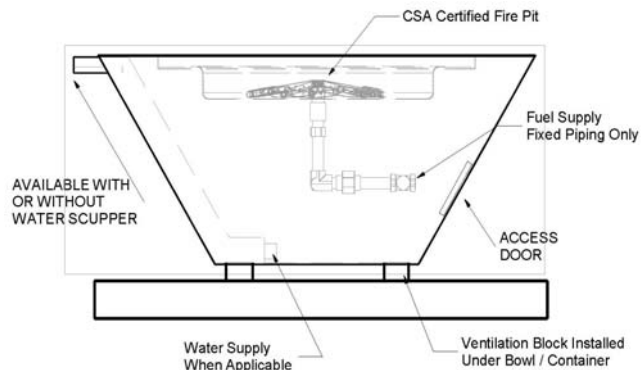
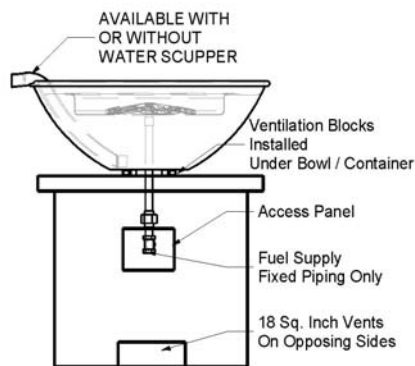
- The *National Fuel Gas Code, ANSI Z223.1/NFPA 54* or *International Fuel Gas Code*.
- The *National Electrical Code, ANSI/NFPA 70*.
- Local Codes

Mounting Options

Electronic Ignition



Match Lit



Bowl / Container Install Instructions.

1. Follow all HWI and or Match Lit instructions carefully. (Included and available at HPCfire.com)
2. Proper Venting is required as illustrated above.
 - a. Vent blocks must be installed on all units.
 - b. Additional venting is required if there is a cavity under the bowl / container.
3. Hook up water if applicable.
 - a. Water flow is estimated to be 700~900 GPH.
 - b. It is recommended to put a valve after the pump to trim water flow if desired.
 - c. Consult your pool or pond professional for line and pump sizing.
4. Leak test all gas and or water fittings.
5. If using an electronic control system it must be kept dry.
6. Access Panel is included on applicable models.
7. On product with CSA certified fire-pits install the start-up shut down instruction near the valve or switch which is used to start the fire-pit.
 - a. CSA certified Match-lit models will have start-up shut down labels on the inside of the access door on applicable models.

WARNING: Follow all attached Electronic Ignition and or Match Lit instructions carefully. If you do not have the additional instructions contact your dealer or sales person.

Continued